

REGULAR BOARD MEETING AGENDA
PUBLIC SESSION

TUESDAY, DECEMBER 13, 2022
7:00 p.m.

Board Room
Chatham Education Centre
476 McNaughton Avenue East, Chatham

A

Page Reference

1. Call to Order		
2. Approval of Agenda		
3. Traditional Territorial Acknowledgement		
4. Declaration of Conflict of Interest		
5. Approval of the Minutes of:		
a) November 15, 2022 Board Organization Meeting		3
b) November 22, 2022 Regular Board Meeting		7
7. Business Arising from the Minutes		
8. Motions Emanating from the Regular Board Private Session		
9. Motion that the Actions of the Regular Board Private Session be the Action of the Board		
10. Presentations:		
a) Secondary School Survival Skills Summer Workshop for Students – Superintendent Barrese		
11. Delegations		
12. Questions from the Public		
13. Reports for Board Action:		
a) Tender Award – LCCVI Gym Rooftop Unit Replacement	Associate Director McKay	11
<u>Recommendation #1:</u>	Report B-23-13	
“That the Board award the tender to the successful bidder, Maaten Construction Ltd., for the Gym Rooftop Unit Replacement at Lambton Central Collegiate & Vocational Institute.”		
14. Reports for Board Information:		
a) Parent Involvement Committee Report	Director Howitt	12
	Report B-23-14	
b) Indigenous Liaison Committee Report	Trustee Northmore	13
	Report B-23-15	
c) Special Education Advisory Committee Report	Vice-Chair Barnes	15
	Report B-23-16	
d) Ontario Public School Boards’ Association Update (OPSBA)	Trustee Fletcher	
	Oral Report	
e) LKDSB Pupil Accommodation Report	Director Howitt /	18
	Associate Director McKay	
	Report B-23-17	

- | | | |
|--|--|-----|
| f) Budget Meeting Schedule for the 2023-2024 School Year | Associate Director McKay
Report B-23-18 | 166 |
| g) Secondary School Survival Skills Summer Workshop for Students | Superintendent Barrese
Report B-23-19 | 167 |
15. Correspondence
 16. New Business
 17. Trustee Questions
 18. Notices of Motion
 19. Announcements
 - a) The next Regular Board Meeting will be held on Tuesday, January 10, 2023 at the Chatham Regional Education Centre at 7:00 p.m.
 20. Adjournment

PRESENT:

- Trustees: Chair Randy Campbell, Vice-Chair Janet Barnes, Jane Bryce, Greg Agar, Ruth Ann Dodman, Jack Fletcher, Malinda Little, Roberta Northmore, Angela Richards, Kelley Robertson, and David Shortt
- Staff: Director of Education John Howitt, Associate Director Brian McKay, Superintendents of Education, Angie Barrese, Gary Girardi, Ben Hazzard, Helen Lane, and Mary Mancini, and Public Relations Officer Heather Hughes
- Regrets Student Trustees Alizah Ali and Kobee Soney
- Student Trustees: Tristan Nemcek
- Recording Secretary: Jaime Shannon, Executive Assistant to the Director
- Call to Order: Director Howitt called the Annual Organization Meeting of the Board to order at 7:00 p.m. and explained that as per the LKDSB Procedural By-laws Section 2.3 and the Education Act Section 2.8, the Director presides over the meeting until a Chair of the Board is elected.
- Traditional Territorial Acknowledgement Director Howitt read the Traditional Territorial Acknowledgement.
- Director Howitt advised that the official returns of the election of the Trustees for the Board have been received from the various Municipal Clerks as well as notice from the First Nation partners and the Declarations of the Office and the Oaths of Allegiance pursuant to the provisions of the Education Act have been completed and filed. He congratulated all Trustees on being elected or appointed to the position of Trustee to govern the LKDSB. He remarked that it was a new beginning for the Board, but the focus on the Board's Mission, *Fostering Success for Every Student, Every Day*, will continue. He relayed to Trustees that the guidance and direction they provide through the LKDSB Vision, Mission, Strategic Priorities, and Policies and Procedures resonate with LKDSB staff who work directly with students. He thanked Trustees for their service to LKDSB students over the next four years.
- Director Howitt noted that since the last Organization Meeting, challenges brought forth from COVID-19 continued, but activities have now returned to schools. He remarked that the *Right to Read* report released by the Ontario Human Rights Commission highlighted the importance of early intervention to support the ability to read for primary students, which will continue to be a significant focus for the LKDSB, and strategies recommended in the report will be implemented. He added that LKDSB Graduation rates and test measures all demonstrate that our students need support to meet and exceed provincial averages. He commented that COVID-19 is not gone and will continue to present challenges, but student academic outcomes and well-being must have equal billing to ensure student success.
- Director Howitt remarked that he is very proud of the work of LKDSB staff, who consistently put students first, and is awed by the achievements of LKDSB students. He thanked the Associate Director, Superintendents, and Director's Office staff for their work and focus on students, and for supporting staff so they can support students. He noted this connection is similar to Trustees, who through governance set the conditions for Senior Administration to

	operationalize the Strategic Priorities they put before them through staff for students.
Performance by the Great Lakes Secondary School Jazz Band	Superintendent Hazzard introduced Derek Stenton, Principal of Great Lakes Secondary School and welcomed the Great Lakes Secondary School Jazz Band and teacher Chitra Dath.
Greetings – Superintendent Lane	Superintendent Lane brought greetings with poem <i>Teach the Children</i> by Jon M. Nelson and welcomed the new Board of Trustees.
#2023-01 Appointment of Student Trustee Scrutineers	Moved by David Shortt, seconded by Greg Agar, “That the Board appoint Student Trustee Tristan Nemcek to serve as Scrutineer for the Annual Organization Meeting.” <p style="text-align: right;">CARRIED.</p>
	Director Howitt invited Trustees to submit nominations for the position of Chair of the Board for the term November 15, 2022 to November 14, 2023. He explained the process for election of the Chair.
#2023-02 Nominations for Election of the Chair of the Board	Moved by Greg Agar, “That Randy Campbell be nominated to serve as Chair of the Lambton Kent District School Board.” <p style="text-align: right;">CARRIED.</p>
#2023-03 Nominations Closed for Election of Chair of the Board	Moved by Ruth Ann Dodman, seconded by Jack Fletcher, “That the nominations for Chair be closed.” <p style="text-align: right;">CARRIED.</p>
Election of the Chair	Trustee Campbell allowed his name to stand. Trustee Campbell was acclaimed to the position of Chair of the Lambton Kent District School Board and assumed the Chair position.
Address of the Chair	Chair Campbell addressed the Board. He thanked Trustee Agar for nominating him for Chair of the Lambton Kent District School Board and welcomed new Trustees Northmore, Robertson, Richards, and Shortt. He noted that students should always be put first in decision making and it was important to keep an open mind on issues and respect others’ opinions. He thanked LKDSB staff for everything they do to keep schools open, safe, and a secure learning environment for all involved. He noted that a significant concern moving forward is declining student enrolment and aging buildings. He remarked that he looked forward to serving as Chair for a third year. Chair Campbell invited Trustees to submit for nominations for the position of Vice-Chair of the Board for the term November 15, 2022 to November 14, 2023.
#2023-04 Nominations for Vice-Chair of the Board	Moved by Greg Agar, “That Janet Barnes be nominated to serve as Vice-Chair of the Lambton Kent District School Board.”

#2022-05 Nominations Closed for Election of Vice-Chair of the Board	Moved by Jack Fletcher, seconded by Malinda Little, "That the nominations for Vice-Chair of the Board be closed." Trustee Barnes allowed her name to stand.	CARRIED.
Election of Vice-Chair	Trustee Barnes was acclaimed to the position of Vice-Chair of the Lambton Kent District School Board and assumed the Vice-Chair position.	
Address by the Vice-Chair	Vice-Chair Barnes thanked Trustees for their support and remarked that she looked forward to serving as Vice-Chair of the Board. Chair Campbell invited Trustees to submit nominations for the position of Ontario Public School Boards' Association (OPSBA) Delegate for the LKDSB.	
#2023-06 Nomination for OPSBA Delegate	Moved by Janet Barnes, "That Jack Fletcher be nominated to serve as the LKDSB Delegate to the Ontario Public School Board's Association."	
#2023-07 Nominations Closed for OPSBA Delegate	Moved by Ruth Ann Dodman, seconded by Angela Richards, "That the nominations for the LKDSB Delegate to the Ontario Public School Boards' Association be closed."	CARRIED.
OPSBA Delegate	Trustee Fletcher allowed his name to stand. Trustee Fletcher was acclaimed as the LKDSB Delegate to the Ontario Public School Boards' Association.	
#2023-08 Nominations for Election of OPSBA Alternate	Moved by Ruth Ann Dodman, "That Kelley Robertson be nominated to serve as the LKDSB Alternate to the Ontario Public School Boards' Association."	
#2023-09 Nominations Closed for OPSBA Alternate	Moved by Ruth Ann Dodman, seconded by Malinda Little, "That the nominations for the LKDSB Alternate to the Ontario Public School Boards' Association be closed."	CARRIED.
Election of OPSBA Alternate	Trustee Robertson allowed her name to stand. Trustee Robertson was acclaimed to the position of LKDSB Alternate for the Ontario Public School Boards' Association. The Striking Committee retired to meet and confirm Trustee's Board Committee appointments for the upcoming year.	
#2023-10 Report of the Striking Committee B-23-01	Moved by David Shortt, seconded by Angela Richards, "That the Board approve the Trustee Committee Assignments for the period from November 15, 2022 to November 14, 2023, and for the period November 15, 2022 to November 14, 2026 for the Audit Committee and Special Education	

Advisory Committee only, as outlined in Report B-23-01.”

CARRIED.

#2023-11
Appointment of Signing
Officers of the Board
Report B-23-02

Moved by Jane Bryce, seconded by Angela Richards,

“That, for the term of November 2022 to November 2023, the Board appoint John Howitt, Director of Education and Secretary of the Board and Brian McKay, Associate Director – Corporate Services and Treasurer of the Board as its official signing officers.”

CARRIED.

#2023-12
Appointment of Legal
Counsel for the Board
Report B-23-02

Moved by Derek Robertson, seconded by Malinda Little,

“That, for the term of November 2022 to November 2023, the Board appoint the legal firms of: (a) Hicks Morley LLP and (b) Harrison Pensa LLP as its official legal counsels to conduct business.”

Associate Director McKay noted an error in the address for Harrison Pensa LLP on the report.

CARRIED.

Adjournment

There being no further business of the Board, Chair Campbell declared the Meeting adjourned at 8:31 p.m.

Chair of the Board

Director of Education and
Secretary of the Board

PRESENT:

Trustees: Chair Randy Campbell, Vice-Chair Janet Barnes, Jane Bryce, joining virtually, Greg Agar, Ruth Ann Dodman, Jack Fletcher, Malinda Little, joining virtually, Roberta Northmore, Angela Richards, Kelley Robertson, and David Shortt

Student Trustees: Alizah Ali, Tristan Nemcek, and Kobee Soney

Staff: Director of Education John Howitt, Associate Director Brian McKay, Superintendents of Education, Angie Barrese, Gary Girardi, Ben Hazzard, Helen Lane, and Mary Mancini, and Public Relations Officer Heather Hughes

Regrets:

Recording Secretary: Jaime Shannon, Executive Assistant to the Director

Call to Order: Chair Campbell called the meeting to order at 7:00 p.m.

#2023-15 Moved by Ruth Ann Dodman, seconded by David Shortt,

Approval of the Agenda

“That the Agenda for the Regular Board Meeting of November 22, 2022 be approved.”

CARRIED.

Chair Campbell read the Traditional Territorial Acknowledgement.

Declaration of Conflict of Interest

None.

#2023-16
Approval of the Minutes
Nov/08/2022

Moved by Greg Agar, seconded by Janet Barnes,

“That the Board approve the Minutes of the Regular Board Meeting of November 8, 2022.”

CARRIED.

Business Arising

Director Howitt followed-up to a question from a Student Trustee at the November 8, 2022 Board Meeting regarding payment for Indigenous Knowledge Keepers. He reported that the process discussed at the meeting is now in place and all outstanding payments have been issued.

Motions Emanating from the Regular Board Private Session

None.

#2023-17
Action of the Regular
Board Private Session be
the Action of the Board

Moved by Janet Barnes, seconded by Jack Fletcher,

“That the Action of the Board in Private Session be the Action of the Board.”

CARRIED.

Summer Social Emotional Learning Camps – Superintendent Barrese

Superintendent Barrese introduced System Coordinator Chris Moore, Mental Health Lead Katie Colameco, LKDSB Social Worker Karla Veens, and former student leaders in the program Sophia Barrese, Tristan Bhola, and Maddie Nemcek.

Superintendent Barrese reported that in Summer 2022, Social Emotional Summer Learning Camps were held for students across the district which supported five critical areas of focus: inclusion and belonging; student-centred approaches; caring adults; learning disruptions; and community outreach/supporting families. She noted that these areas of focus align with the Board's Strategic Priorities.

System Coordinator Moore explained that staff reported students were struggling to manage social situations and were demonstrating lagging skills regarding social interactions, play, and conflict resolution, and the camp focused on providing instruction and support to develop these identified lagging skills to better prepare the students for a full return to school in September 2022. He noted that 12 post-secondary students were employed as Caring Adults, and they were provided training from the LKDSB Multi-Disciplinary Team (MDT) on creating a caring and welcoming environment, how to be a caring adult, and how to provide support to students if needed.

Mental Health Lead Colameco reported that LKDSB Social workers were available at all camp locations to provide parents/guardians with information about community connections and guidance around managing situations like anxiety, family connections, sibling and peer conflict, and general family wellness. System Coordinator Moore further added that Social Workers provided parents/guardians with family time activity ideas, and various gift cards were distributed to families to encourage them to plan extracurricular outings.

Social Worker Karla Veens remarked that students were really engaged in the camp, and the free programming was a great opportunity for families. Sophia Barrese, Tristan Bhola, and Maddie Nemcek relayed that theme weeks were popular with the students, and the camp was a great opportunity for students to build social emotional skills.

A Trustee asked if there was an opportunity presented to members of the four First Nations communities to attend the camp. Superintendent Barrese responded that information on the camp was shared through the schools, to the Special Education Advisory Committee, and through Board communications. She added that many school administrators and MDT members advertised the calendar for the camp at community locations.

A Trustee asked if there is a budget available for the camp to run next year. Director Howitt responded that the funding will be available next year as it was multi-year funding.

A Trustee asked how much participation there was from virtual program students. Superintendent Barrese responded that they did not ask which school the children were from and noted that every child who attended was welcome to take part in the program.

Delegations None.

Questions from the Public None.

Supervised Alternative Learning Report B-23-07	Trustee Fletcher reported on the 2021-2022 Supervised Alternative Learning (SAL) Committee, which was composed of Trustees Greg Agar, Randy Campbell, Ruth Ann Dodman, Jack Fletcher (Chair), System Coordinator Paul Wiersma, and Community Representatives Leslie Helferty and Rosa Zamudio. He noted that LKDSB resource staff, including SAL Coordinator Dennis Meston, Student Engagement Clerk Karen Bieber, Attendance Officers Andy Collins and Lis Hoskins, Indigenous Student Re-Engagement Workers Yvette Capiou and Mary Whiteye, and secondary school principals and vice-principals, attended the committee meetings. He noted that Trustee Dodman is the new SAL Chair and encouraged Trustees to review the report.
Ontario Public School Boards' Association Update (OPSBA)	Trustee Fletcher reported that the next OPSBA Board of Directors meeting will be held on November 27, 2022 and will then meet with local Members of Provincial Parliament (MPP) on November 28, 2022.
Ad Hoc Naming Committee for the Kindergarten to Grade 12 School in Forest Report B-23-08	Director Howitt reported that the initial steps are taking place to move forward with the established Ad Hoc Naming Committee for the Kindergarten to Grade 12 School in Forest, Ontario. He noted that Trustees Bryce and Fletcher were appointed to serve on the committee through a November 27, 2018 Board Motion. He added that Senior Administration will work with principals of the schools involved to collect the names of the other members of the committee, including a representative from Kettle and Stony Point First Nation. Trustees Bryce and Fletcher confirmed they are still willing to be on the committee, and there were no changes to Trustee membership requested from Trustees.
Summer Social Emotional Learning Camps Report B-23-09	Superintendent Barrese thanked Trustees for permitting the Summer Social Emotional Learning Camps presentation earlier in the meeting and relayed Trustees to the Board Report for additional information.
Correspondence	None.
New Business	None.
Trustee Questions	A Trustee noted they attended the open house meeting regarding Brooke Central School and asked for more information on the concerns parents/guardians brought forth and how Senior Administration plans to address these concerns. Director Howitt remarked that Senior Administration has made a commitment to be as transparent as possible with the school community throughout the process, and updated communications are released as promptly as possible. In response to the question, he noted there were various concerns expressed at the meeting, including the concern raised regarding the temporary relocation of Grade 6, 7, and 8 students to a secondary school, specifically regarding the boys' washroom being located on a different floor than the classrooms and the potential for interaction with secondary school students. He explained that the plan for the Grade 6, 7, and 8 students has been revised, and they will now be located at Brooke Central School. He added there are no concerns with the roof in the section of the school where they will be located, but an engineer will be brought into the school to confirm. He reported that another concern was the splitting of families and explained that there was no LKDSB school that could fit all of the students, but the plan was made to allow for the least amount of splitting of students as possible. He noted that parents/guardians asked about placing

students in a building within the community, and although consideration was given to this option, there were security concerns given the age of the students, and it was decided that keeping the students in school buildings was more appropriate. Another concern raised was not having the opportunity to visit the schools where the students will be temporarily located prior to their children arriving, and open houses have now been planned at the schools. He explained there was also concern raised about the engineer's report, and it was vocalized that a further opinion on the report should be sought. He explained that the engineer's report states there is an issue with the roof, putting the safety of students, staff, and those who visit the school at risk, and there was no choice but to move forward with the transition. He added that getting another opinion would delay the process and noted that a lawyer was consulted. He relayed that staff have risen to the challenge and have done everything they can to move the students from remote learning to in-person learning at the schools as soon as possible, and the plan is for students to be at their temporary locations on Wednesday, November 30, 2022.

Associate Director McKay explained that in emergency situations the Director and Associate Director have the ability to begin work with a contractor without having to go through the tender process, which would have taken eight weeks. He reported this situation was deemed as an emergency, so they are already working with a contractor in order to begin the work as soon as possible. He reported that there may be a supply chain issue with steel, but they will know more when they better understand the scope of the work.

Following a Trustee question, Associate Director McKay confirmed that the contractor being used on the project is Wellington Builders.

Following a Student Trustee question, Superintendent Mancini confirmed that courses that are Indigenous based are primarily M level courses, which qualify for college or university. She was not aware of any Indigenous based courses that did not qualify a student for college or university.

Notices of Motion

None.

Announcements





The next Regular Board Meeting will be held on Tuesday, December 13, 2022 at the Chatham Regional Education Centre at 7:00 p.m.

Adjournment

There being no further business of the Board, Chair Campbell declared the Meeting adjourned at 7:56 p.m.

Chair of the Board

Director of Education and
Secretary of the Board

 <p>STUDENT ACHIEVEMENT & WELL-BEING Advance high standards for innovative and responsive learning</p>	 <p>INCLUSIVE DIVERSITY Champion anti-oppressive education</p>	 <p>TRUSTING RELATIONSHIPS Strengthen relationships based on respectful collaboration</p>	 <p>SUSTAINABLE STEWARDSHIP Optimize human, financial and physical resources</p>
---	--	---	--

FROM: Brian McKay, Associate Director – Corporate Services

DATE: December 13, 2022

SUBJECT: Tender Award – Gym Rooftop Unit Replacement – L.C.C.V.I.



Tenders were received electronically by the Purchasing Department and opened on December 6, 2022, by Don Masse and Brandon Wysman of the Plant & Maintenance Department. Bid results are as follows (** indicates successful bidder):

Tendered Base Bid: HVAC upgrade in main gym

PROJECT BIDDER	BASE BID (nic. HST)
** Maaten Construction Ltd., Sarnia	862,600.00
Wellington Builders Inc., Forest	905,000.00
Elric Contractors of Wallaceburg Limited, Wallaceburg	930,000.00
Elgin Contracting and Restoration Ltd., St. Thomas	1,137,000.00

PROJECT SUMMARY	
Successful Bid Total (nic. h.s.t.)	862,600.00
Design Fees	64,263.70
Net HST	20,020.26
Total Project, This Report:	\$ 946,883.96
Budget Funding:	
- Safe Indoor Air Top-Up	747,340.00
- School Condition Improvement	199,543.96
Total Project Budget:	\$ 946,883.96

Recommendation:

“That the Board award the tender to the successful bidder, Maaten Construction Ltd., for the Gym Rooftop Unit Replacement at Lambton Central Collegiate & Vocational Institute.”



FROM: John Howitt, Director of Education

DATE: December 13, 2022

SUBJECT: Parent Involvement Committee Report



The Parent Involvement Committee of the Lambton Kent District School Board met on November 21, 2022 at the Chatham Regional Education Centre and the Sarnia Education Centre via Microsoft Teams.

On behalf of Director Howitt, Superintendent Barrese and Co-Chair Alexandra Smith welcomed Trustee Kelley Robertson to the committee.

Superintendent Barrese introduced Student Support Services / Well-Being staff Chris Moore and Katie Colameco who presented the School Climate Survey results.


Superintendent Barrese updated the committee on the following items, on behalf of Director Howitt:

- EQAO Provincial Update
- Bullying Awareness Week
- Inclement Weather

A Parent Reaching Out Grant (PRO Grant) update was shared with funding being supported through Grants for Student Needs (GSN).

The Parent Involvement Committee has formed a Microsoft Team they will use as a platform to share ideas and ask questions.

The next meeting will be held on Monday, February 6, 2022.



FROM: Roberta Northmore, Trustee

DATE: December 13, 2022

SUBJECT: Indigenous Liaison Committee Report



The November 16, 2022 meeting of the Indigenous Liaison Committee (ILC) was held via TEAMS with Trustee Jane Bryce chairing the meeting. Principal Ben Lawton gave the Traditional Territorial Acknowledgement as part of the opening of the meeting.

Reports from the First Nation Communities were received:

Kettle and Stony Point First Nation

Education Director David Ennis from Hillside School has reported that Bob Bressette is focusing in depth on addressing student attendance issues and will share the learning with staff. David introduced Jenna Southen who is new to the role of Indigenous Lead at Kettle and Stony Point. Jenna is working and learning with secondary principals in the LKDSB. A preliminary meeting with staff members and Elders was held to bring Indigenous perspective to the curriculum. The school has started a progressive after school program which has proven to be very successful. The hope is that over time it will lead to a variety of learning options based on the current season and for the children to learn different skills. Serious thought has also been given to dedicating a week to learn off the land in the spirit of land-based learning. Community member Patti Shawnoo formed a boy's drumming group that performed at the Remembrance Day ceremony last week. The community is excited to have Roberta Northmore as the new LKDSB Indigenous Trustee who has proven to be a real asset at Hillside School.

Vicki Ware, Aamjiwnaang First Nation

Education Coordinator Vicki Ware reported that the school participated in 'Rock your Mocs Day' where students received new moccasins. Vicki reported the school received notice from The Bookkeeper stating that they are making a donation to the school which was made possible by donating the proceeds from Orange Shirt Day. The school received \$2700 to purchase new books for the library. Two staff members will be attending Indspire which is a national gathering conference held in Winnipeg next week. The community celebrated the retirement of Janet Steadman who was a long-time education support worker at Sir John Moore school and presented her with a blanket as a way to thank her for her years of service. The JK/SK class was invited to the City Hall Inaugural event where they sang 'O Canada' in Ojibwe.

Eelūnaapéewi Lahkéewiit


Education Manager Jolene Whiteye reported that the community held a Truth and Reconciliation event on September 30th which saw a tremendous turnout of approximately 160 participants. Over three days, the Lunaapeew Heritage Circle, which is a grassroots group run by volunteers from the community, organized this annual event to learn, share and celebrate Lunaapeew heritage, culture and language. This year's event included dip net fishing knowledge sharing, ribbon skirt making and a youth panel discussion. On November 30th the community was able to resume its in-person Remembrance Day Service with students in grades 4-6 from Naahii Ridge Public School in attendance. After the service everyone was treated to lunch at the community centre. Anushiik to the students for the attentiveness and respect they showed during the service and also to all the Eelūnaapéewi Lahkéewiit departments and leadership that made this event memorable.

Trustee Bryce extended a warm welcome to Roberta Northmore, First Nations Trustee for LKDSB who will be chairing future ILC meetings. The next board meeting is on Nov. 22nd. Trustee Northmore introduced herself indicating that she has been in education for 29 years. She would like to meet with each of the four First Nation communities to discuss how she can represent each community on the ILC.

Superintendent Lane encouraged the four First Nation communities to submit their written notices to the Board. Dallas Sinopole has been working on the BAP and will contact the four First Nations to have a conversation regarding the final report. Superintendent Lane noted that Dallas and a few other staff members are attending an Indigenous Leads Gathering in Toronto this week as well as the team is attending the Indspire Conference in Winnipeg next week. Superintendent Lane shared some very exciting news that Denise Helmer-Johnson who is the former VP at CKSS has been hired as the System Coordinator of Equity, Diversity and Inclusion. Superintendent Lane has been busy visiting her family of schools. CUPE staff have given their 5-day notice of strike action which will commence on Monday, November 21st unless a deal is reached. For those who are interested in applying to become a student of ITEP must do so before the Dec. 1st deadline.

Administrators from 54 schools submitted reports from across the district and these reports are now being archived on the staff portal for all LKDSB staff to be able to reference. [School Reports](#)

The next ILC meeting is tentatively scheduled for January 18, 2023 at 6:00 p.m. with the location to be determined.



FROM: Janet Barnes, Vice-Chair

DATE: December 13, 2022

**SUBJECT: Special Education Advisory Committee (SEAC) Meeting Summary
(November 17, 2022)**



The Special Education Advisory Committee (SEAC) of the Lambton Kent District School Board met in person at Wallaceburg District Secondary School on Thursday, November 17, 2022. Following is a report of the activities of the meeting:

Business Arising from the Minutes

There was no business arising from the meeting of October 20, 2022.

Presentation: Introduction to the Learning Disabilities Association of Ontario

Martin Smit, English Language Educational Consultant with Learning Disabilities Association of Ontario, shared information regarding the provincial organization, outlining resources and supports available to individuals and families dealing with a learning disability. Mr. Smit also touched upon their organization's involvement with the Human Rights Tribunal's 'Right to Read' Report and the work they'll be doing over the next few years to help the Ministry, and School Boards, institute changes/improvements when it comes to curriculum and the methods used when teaching students to read.

October 31, 2022

Superintendent Barrese noted that, as of October 31, 2022, there were 2,221 elementary and secondary students formally identified as being 'exceptional' as a result of an IPRC. An additional 2,241 elementary and secondary students haven't been formally identified but have an IEP in place and receive varying levels of support.

Correspondence

A letter dated October 14, 2022 from the Dufferin-Peel Catholic District School Board (attached) was discussed. As a result, the Committee asked administration to investigate the number of individuals within our Board who have inquired about remaining in school beyond 21 years of age. Administration will bring the information to the December 2022 meeting.

Next Meeting

Thursday, December 15, 2022, Wallaceburg District Secondary School

October 14, 2022

The Honourable Stephen Lecce
Minister of Education
Mowat Block, 22nd Floor
900 Bay St.
Toronto, ON M7A 1L2

Dear Minister Lecce,

The Dufferin-Peel Catholic District School Board's Special Education Advisory Committee (SEAC) is deeply concerned about the impact the last 2 1/2 years of this COVID pandemic has had on the education of the students we represent.

We are writing to request that the Ministry of Education consider providing the option to extend the time students with differing abilities have to remain or continue in Secondary School beyond year 7 and beyond age 21.

The "Ontario's Plan to Catch Up", which you have publicly announced, is a welcome starting point to address some of the educational gaps brought on by the COVID-19 pandemic. We too are very concerned but despite the huge impact this pandemic has had on student learning and well-being, we have yet to hear or understand explicitly how your Ministry (and perhaps other applicable Ministries within the government) plan to address the gaps currently faced by diverse learners. Specifically, how are you addressing the gaps experienced by those diverse learners who have graduated or are currently nearing the end of their secondary school education?

Many of the students we represent could not learn online or even attend online. They had no instruction or experiential learning during the first couple of waves because in person learning was not available. And when special education classrooms did eventually open and remain open, these students were unable to benefit from integration into regular classrooms, extracurricular activities, or socialization with students in the mainstream; nor did they have the opportunity to learn from cooperative work experience essential to successes needed in life because it was not available or severely limited in the community. There were and are also vulnerable diverse learners in other programs who have failed to reach their potential or even come close due to similar circumstances and missing the time needed in school and with peers. Parents and guardians of diverse learners could not provide even similar opportunities that the school system could; many of these families struggle with

disparities in income, time, and many other resources which the pandemic worsened as statistics have shown us all. The school system also carries an intricate network that can access opportunities much more readily than parents. For example, there are teams of teachers and ERWs who not only teach, but organize and coordinate co-op opportunities, liaise with businesses in the community, develop resumés, and provide support at the co-op work location.

“Education For ALL” and universal design are good for all but absolutely necessary for special needs students. With some students, we believe that it is a fundamental accommodation that your Ministry consider the option to also extend the time that students can remain in high-school or return to high school to enable their own education recovery, whether that means extending the 7 year maximum for high school, or providing Boards with the funding to accommodate students within other special education programs. We are advocating for the most vulnerable students who require additional time as part of their accommodation to “catch up” and close the gaps experienced during this COVID-19 pandemic. The loss of integration time, cooperative experience, and the learning available within a school system can drastically change the post-secondary trajectory for the most vulnerable students SEAC represents.

We appreciate your attention to this very important matter and look forward to your reply.

Sincerely,




Bruno Iannicca, SEAC Chair, Dufferin-Peel Catholic District School Board (DPCDSB) Trustee Mississauga Ward 6 and 11	Dely Farrace, SEAC Vice Chair, DPCDSB SEAC Association Representative for Brampton Caledon Community Living
--	--

cc: DPCDSB Trustees

MPPs of Dufferin-Peel

Chairs of Special Education Advisory Committees



**FROM: John Howitt, Director of Education
Brian McKay, Associate Director – Corporate Services**

DATE: December 13, 2022

SUBJECT: LKDSB Pupil Accommodation Report 2022-2023



The LKDSB Pupil Accommodation Report 2022-2023 is presented to the Board in compliance with LKDSB Regulation No: R-AD-106.

On April 27, 2018, the Ministry of Education released a revised Pupil Accommodation Review Guideline (PARG).

Revisions made to the PARG:

- Additional public meeting(s), which extends timeframes, for a standard pupil accommodation review;
- Extending the timeframe for the first public meeting from 30 to 40 business days;
- Extending the timeframe between the first and final public meeting from 40 to 60 business days;
- New requirements to be contained in the Initial Staff Report, including the use of a Ministry template for the report:
 - A recommended scenario and at least two alternative scenarios, which could include the status quo, to address the accommodation issue(s);
 - The recommended and alternative scenarios must address the following four impacts:
 - Impact on student programming;
 - Impact on student well-being;
 - Impact on school board resources; and
 - Impact on local community.
 - If one of the schools included in the pupil accommodation review is eligible to receive support from the Rural and Northern Education Fund (RNEF) at any time, an impact on the local economy must be completed using the Ministry approved template.
- Promotion of community input in the pupil accommodation review process and inclusion of student voice; and
- Consideration of elementary student input.

The LKDSB incorporated the revisions into the LKDSB regulations on *Pupil Accommodation* in May 2018. At the time, school boards were still waiting for the release of templates for the Initial Staff Report and the economic impact assessment. The Ministry had indicated that it would provide some funding to school boards to complete the economic impact assessment, as well as list approved companies.

In June 2018, the moratorium on school closures was re-introduced by the Ministry of Education and school boards were advised that the provincial government would be reviewing the school closure process. A date for the release of the revised process has not been set.

As per LKDSB Regulation No: R-AD-106, the purpose of the LKDSB Pupil Accommodation Report 2022/2023 is to summarize data in order to provide an overview of accommodation issues across the geographic area of the Lambton Kent District School Board. The study of current student enrolment, demographic and financial data, as well as Ministry of Education initiatives, is key to future planning. Some of the data included in the *LKDSB Capital Plan June 2022* is included in this report.

The data presented in this report indicates that the LKDSB faces two ongoing challenges: demographics/declining enrolment in some geographic areas of the board and financial challenges, including the support of under-utilized schools and the maintenance of aging facilities.

Enrolment & Demographics

- LKDSB has 22,275 students as of October 31, 2022;
- LKDSB's Ministry-rated empty pupil spaces is 7,761 as of October 31, 2022;
- LKDSB's current capacity utilization as of October 31, 2022 is 74.16%; and
- LKDSB's projection of enrolment continues to fluctuate, and capacity utilization is 21,786 students in 2026 (72.53%) and 21,665 students in 2032 (72.13%).

While Statistics Canada predicts that the birth rate in Ontario will increase from 2017 to 2027, Lambton and Chatham-Kent birth rates and the projected student population is expected to reflect a neutral trend in birth rate in the LKDSB area in comparison to the province. This Statistics Canada data is supported by the Board's demographic software.

LKDSB's Enrolment History

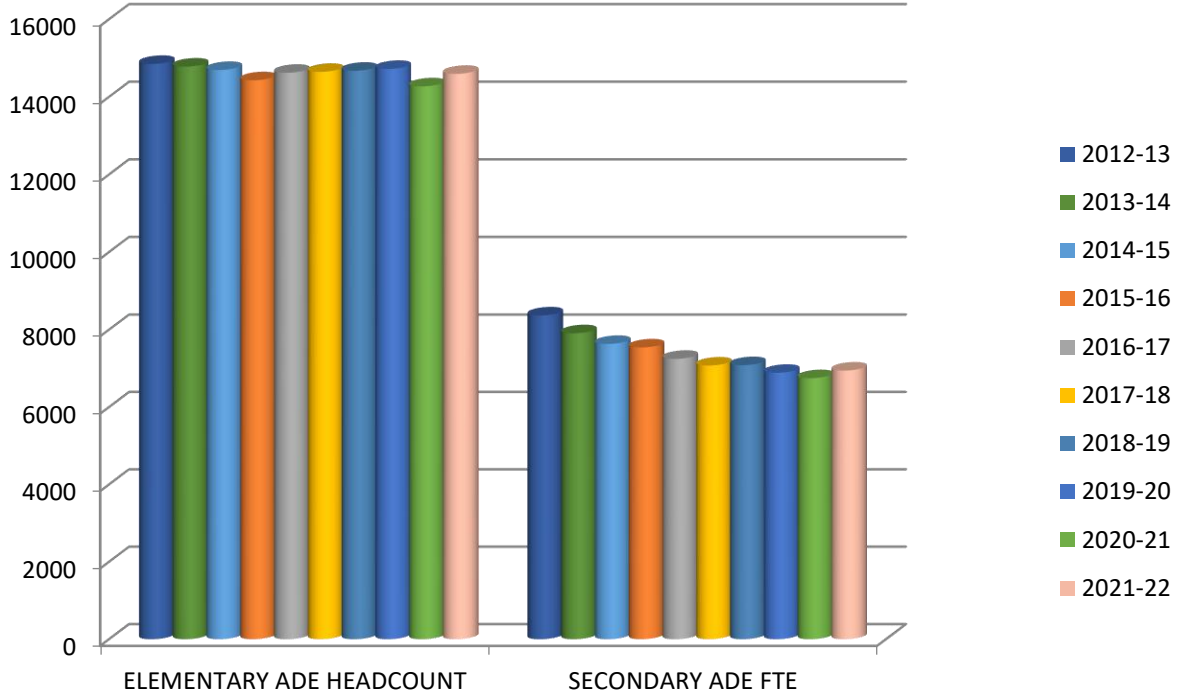
In the 2021/2022 school year there was a 7.23% decline in overall student population compared to enrolment ten years earlier in the 2012/2013 school year as outlined in the chart below. Enrolment in the LKDSB has experienced decline since amalgamation in 1998.

COMPARISON OF TOTAL STUDENT AVERAGE DAILY ENROLMENT BY HEADCOUNT

	2012-2013	2021-2022	Change	% Change
Elementary Enrolment	14,850	14,595	(255)	(1.71%)
Secondary Enrolment	8,367	6,944	(1,423)	(17.0%)
Totals	23,217	21,539	(1,678)	(7.23%)

In the 2021/2022 school year, our elementary enrolment increased by 323 students over the previous school year. Secondary enrolment increased by 196 students over the previous school year.

LKDSB TEN YEAR ENROLMENT HISTORY ACTUALS 2012-13 TO 2021-22



ADE - Average Daily Enrolment (October 31 & March 31 totals, divided by 2).
 FTE - Full Time Equivalency - Calculated based on number of credits in secondary student timetable (1 credit .25/2 credits .50/3 or more credits 1.00).

Current LKDSB Enrolment

Elementary enrolment as of October 31, 2022 was 14,881 students, which represents an increase of 286 students in comparison to the 2021/22 elementary average daily enrolment (ADE) of 14,595. ADE is calculated by averaging the total enrolment on the Ministry funding dates of October 31 and March 31 of the school year. It is important to note that in the 2021/2022 school year, elementary enrolment increased by 98 students on the March 31, 2022 Ministry funding date in comparison to the enrolment on October 31. Over the past three years, there has been a slight increase in elementary enrolment (average of 64 students) for the March 31 reporting date. In September 2022, additional registrants from other provinces, countries and school boards outside of the LKDSB catchment area are contributing factors to the enrolment increase, as well as students returning from home school.

As of October 31, 2022, six elementary schools have student populations under 150 students. Those schools are: Mooretown-Courtright Public School with 106 students; Zone Township Central School with 118 students; Dawn Euphemia Public School with 121 students; Aberarder Central School with 122 students; Bridgeview Public School with 135 students; and Riverview Central School with 146 students.

Secondary enrolment as of October 31, 2022 is 7,394 students, an increase of 333 students in comparison to enrolment on October 31, 2021. Secondary enrolment is projected to fluctuate over the next 10 years as a larger elementary class moves to secondary.

As of October 31, 2022, three of twelve secondary schools have current student populations under 400. Ridgetown District High School's Grade 9-12 enrolment with 117 students; Blenheim District High School with 221 students; followed by Tilbury District High School with 353 students.

Note 1: Of the TDHS 353 total students, 224 are regular day school program students and 129 are attached to the ACCESS program of which approximately 90 students are enrolled in the regular day school co-op program. Other ACCESS program students are enrolled in a combination of Supervised Alternative Learning (SAL), regular day school classes and online courses.

Note 2: Lambton Kent Composite School has been removed from this sub-400 student FTE list as the Virtual – Learning Program for Secondary Students has been tied to their location (BSID) for support and monitoring purposes. The regular day school in-person FTE is 241 students, and the Virtual FTE student count is 180.

This enrolment data may fluctuate based on additional student admissions and/or departures that will occur throughout the school year. It is also important to note that not all secondary students will be funded as full-time students.

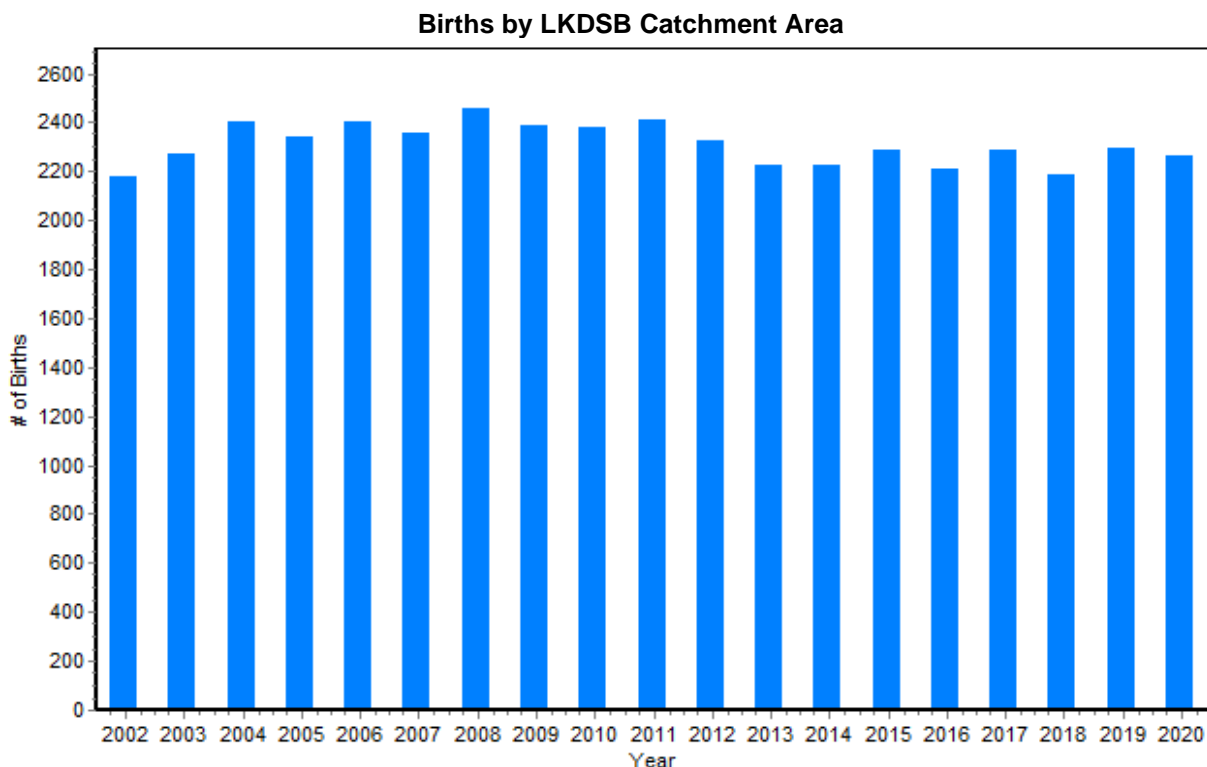
Summary of Current Enrolment for the 2022/23 School Year

In 2021/2022, the LKDSB had 8,421 empty pupil spaces as of September 20, 2021, with a utilization rate of 72.07%.

For the 2022/23 school year, the LKDSB’s total enrolment has increased from the September 20, 2021 enrolment of one year ago. As of October 31, 2022, there are 14,881 elementary students and 7,394 secondary students. The 2022/23 utilization rate of 74.16% has increased and the LKDSB has 7,761 empty pupil spaces.

Birth Rates

Birth data on a Board-wide basis for the period of 2002 to 2020 illustrates a range in the number of births. The birth graph below shows a relatively stable birth rate occurred from 2004 to 2012. In 2013 and 2014, the birth rate showed a more significant decline. An increase in the birth rate was experienced in 2015, 2017 and 2019. However, the decline continued in 2016 and 2018. The Board has remained consistent over the last 6 years; the number in 2018 marked the lowest on record since the year 2000.

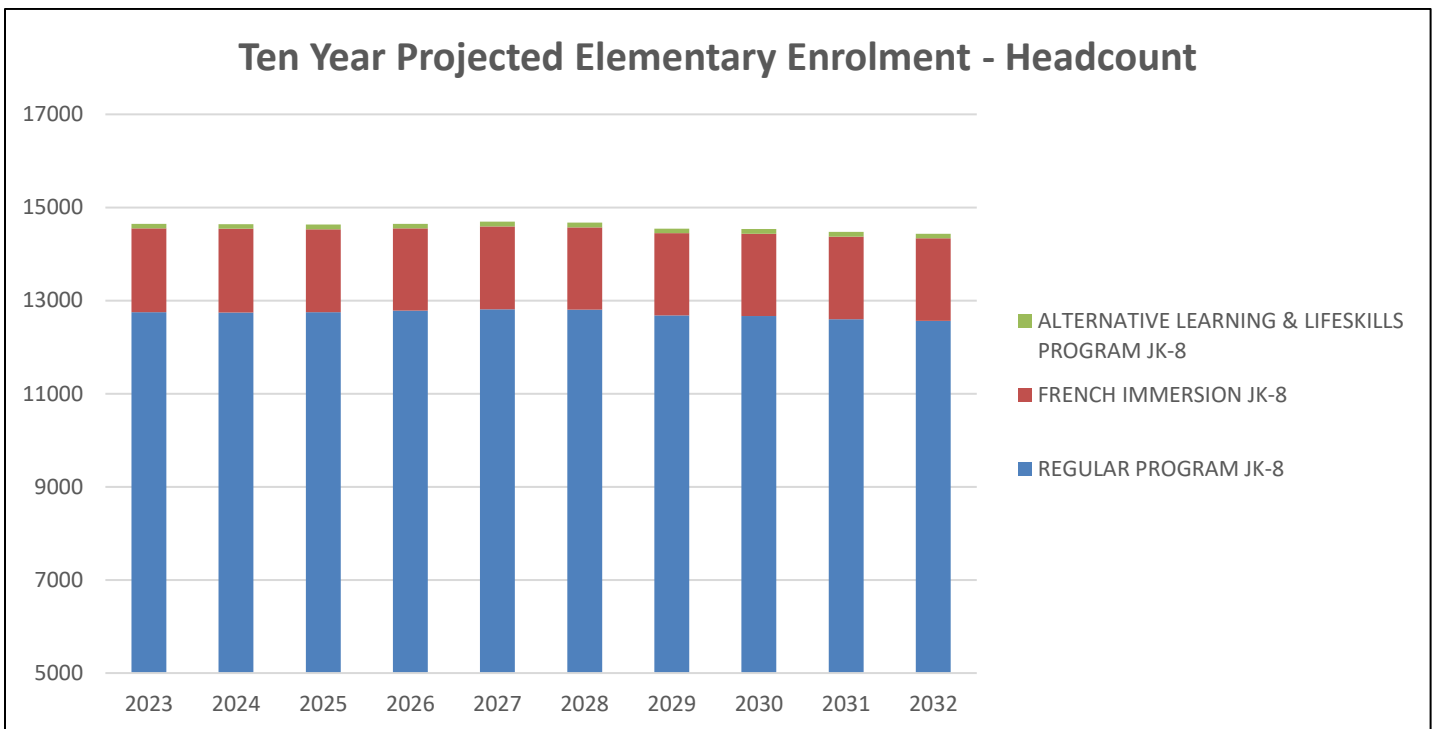


Data sources used by the Board's planning software to determine the birth rate include the Provincial Birth Registry, Canada Child Benefit information, and available Census data.

Provincial Birth Rate and LKDSB Catchment Area Birth Rate Assumptions have been removed from the projections. The 2016 Census is now 5 years old and is less valuable and outdated in terms of its accuracy. The 2021 Census data will be released over the course of this 2022 year, and new birth assumptions will be available for future projections. Given the stability in the number of births since 2013, the assumption made in this projection is that the number of births will remain similar.

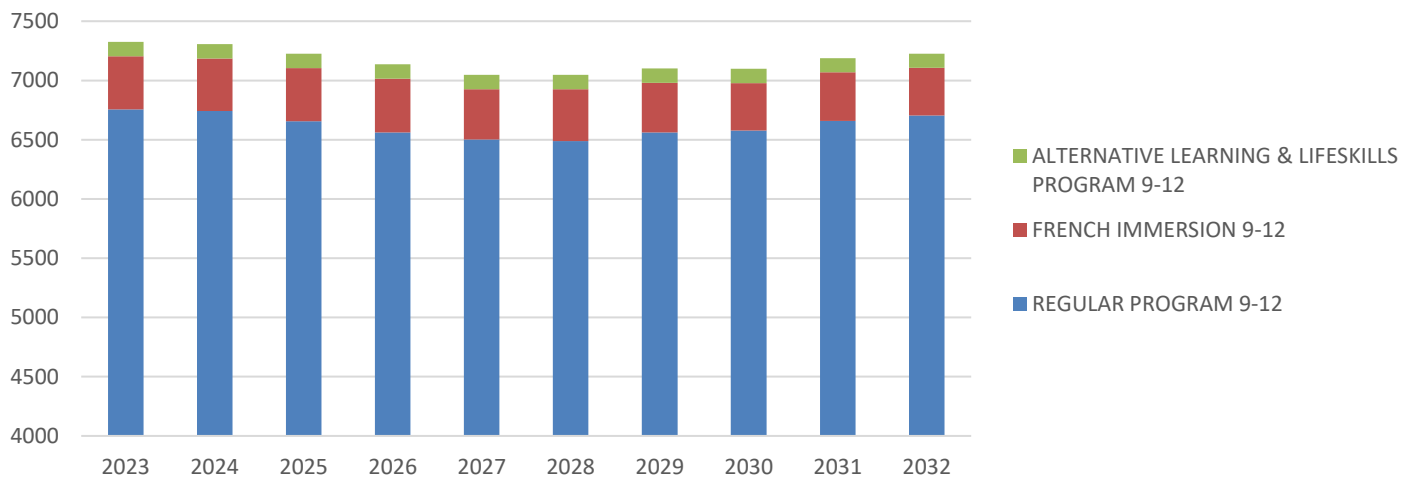
LKDSB Projected Enrolment

Elementary headcount is projected to continue to decline, but at a slower pace than was anticipated one year ago. In 2023, a high of 14,648 elementary aged students is projected. Ten years later, in 2032, the elementary enrolment projection is 14,438, a decline of 210 students. This projection would result in an average of twenty one less elementary students, per year, over the next ten years.



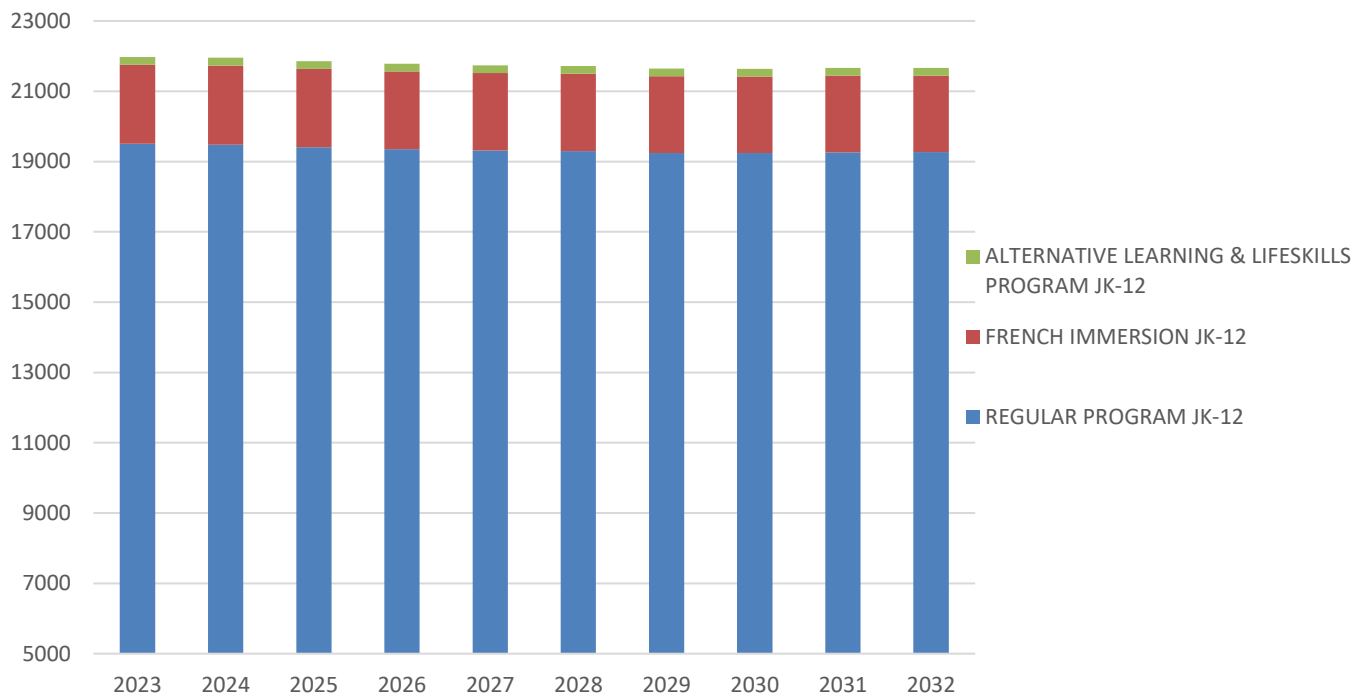
Secondary enrolment (under 21) is projected to fluctuate over the next ten years, due to larger elementary class moves to secondary. In 2032, an estimated headcount of 7,227 is projected, resulting in a decrease of 98 students over the 2023 projection of 7,325 total students. This includes projected student participation in the International Education Program. It is important to note that with secondary enrolment, not all students in this headcount will be funded as full-time students.

Ten Year Projected Secondary Enrolment - Headcount



Overall student enrolment in the LKDSB is projected to continue to decline, as outlined in the Projected Board Enrolment chart below.

Ten Year Projected Board Enrolment - Total Headcount



By 2032, projections indicate that the overall LKDSB enrolment is expected to decline by approximately 308 students.

- Enrolment for JK-Grade 8 is projected to decrease by 210 students;
- Enrolment for Grades 9-12 is projected to decrease by 98 students;
- Ministry-rated empty pupil spaces will be 8,485; and
- Capacity Utilization will be 71.86%.

Utilization Trends for the LKDSB

Average Capacity Determined by the Ministry of Education	Elementary	Secondary
LKDSB 2020/2021	74.0%	63.0%
LKDSB 2021/2022	76.5%	64.4%
LKDSB 2022/2023, as of October 31, 2022	78.5%	66.8%

Elementary Capacity Levels - Headcount - Current & Projections									
	Capacity	Oct 2022	October Enrolment Projections			Percentage Capacity			
		Actuals	2023	2024	2025	31-Oct-2022	2023	2024	2025
AA Wright	268	278	244	235	234	104%	91%	88%	87%
Aberarder	199	122	127	127	131	61%	64%	64%	66%
Bosanquet	328	188	199	198	195	57%	61%	60%	59%
Bridgeview	254	135	129	133	131	53%	51%	52%	52%
Brigden	305	184	173	172	171	60%	57%	56%	56%
Bright's Grove	378	344	322	316	327	91%	85%	84%	87%
Brooke Central	375	269	251	254	260	72%	67%	68%	69%
Cathcart Blvd	518	524	546	548	539	101%	105%	106%	104%
Colonel Cameron	340	243	250	240	249	71%	74%	71%	73%
Confederation	305	268	257	262	266	88%	84%	86%	87%
Dawn-Euphemia	256	121	111	106	110	47%	43%	41%	43%
Dresden	446	379	378	373	369	85%	85%	84%	83%
East Lambton	351	240	219	213	215	68%	62%	61%	61%
École Hillcrest	259	262	270	265	270	101%	104%	102%	104%
Errol Road	458	446	417	411	400	97%	91%	90%	87%
Errol Village	190	253	265	277	288	133%	139%	146%	152%
Grand Bend	248	274	276	285	282	110%	111%	115%	114%
Gregory Drive	374	275	265	265	269	74%	71%	71%	72%
Hanna Memorial	383	177	165	171	175	46%	43%	45%	46%
Harwich-Raleigh	581	339	353	346	344	58%	61%	60%	59%
High Park	530	479	392	389	396	90%	74%	73%	75%
HW Burgess	271	185	179	184	183	68%	66%	68%	68%
Indian Creek	643	635	625	632	617	99%	97%	98%	96%
King George VI-Chatham	340	297	268	258	252	87%	79%	76%	74%
King George VI-Sarnia	374	263	255	269	268	70%	68%	72%	72%
Kinnwood	331	314	309	307	306	95%	93%	93%	92%
Lakeroad	394	162	156	158	160	41%	40%	40%	41%
Lambton Centennial	337	214	219	220	225	64%	65%	65%	67%
Lansdowne	389	284	291	277	273	73%	75%	71%	70%
London Road	282	165	156	151	145	59%	55%	54%	51%
McNaughton ★	766	873	1138	1137	1127	114%	149%	148%	147%
Merlin	291	154	138	134	126	53%	47%	46%	43%
Mooretown	256	106	91	92	93	41%	36%	36%	36%
Naahii Ridge	375	289	264	268	261	77%	70%	71%	70%
PE McGibbon	530	502	509	516	529	95%	96%	97%	100%
Plympton-Wyoming	257	261	248	251	251	102%	96%	98%	98%
Queen E II - Chatham	442	303	280	285	280	69%	63%	64%	63%
Queen E II - Petrolia	397	349	337	336	352	88%	85%	85%	89%
Queen E II - Sarnia	475	241	256	260	263	51%	54%	55%	55%
RDHS Gr 7/8	92	71	75	79	75	77%	82%	86%	82%
Riverview	268	146	121	127	132	54%	45%	47%	49%
Rosedale	492	510	507	508	502	104%	103%	103%	102%
Sir John Moore	472	494	477	456	438	105%	101%	97%	93%
Tecumseh	559	539	470	475	479	96%	84%	85%	86%
Thamesville	199	161	141	146	149	81%	71%	73%	75%
Tilbury Area	470	323	296	288	292	69%	63%	61%	62%
Victor Lauriston	533	335	321	318	330	63%	60%	60%	62%
WDSS Gr 7/8	161	124	127	130	114	77%	79%	81%	71%
Wheatley	337	173	172	176	181	51%	51%	52%	54%
Winston Churchill	374	278	311	321	314	74%	83%	86%	84%
WJ Baird	291	212	189	192	188	73%	65%	66%	65%
Zone	219	118	113	107	105	54%	52%	49%	48%
Totals	18963	14881	14648	14644	14631	78%	77%	77%	77%

Please note that the Elementary Virtual Learning program has been moved to McNaughton PS as of the 2021-2022 school year. In-person FTE count is 753 pupils, as of October 31, 2022.

Secondary Capacity Levels - Headcount - Actuals & Projections									
	Capacity	Oct 2022	October Enrolment Projections			Percentage Capacity			
		Actuals	2023	2024	2025	31-Oct-2022	2023	2024	2025
AMSS	681	414	418	436	427	61%	61%	64%	63%
BDHS	768	221	210	208	201	29%	27%	27%	26%
CKSS	1293	1174	1115	1128	1144	91%	86%	87%	88%
GLSS	1113	964	869	902	867	87%	78%	81%	78%
JMSS	921	596	598	571	592	65%	65%	62%	64%
LCCVI	1185	832	818	813	783	70%	69%	69%	66%
LKCS ★	756	421	608	603	589	56%	80%	80%	78%
NCIVS	1341	1180	1196	1150	1130	88%	89%	86%	84%
NLSS	822	535	508	522	516	65%	62%	64%	63%
RDHS	495	117	141	130	137	24%	28%	26%	28%
TDHS ★	537	353	328	344	337	66%	61%	64%	63%
WDSS	1161	587	516	500	503	51%	44%	43%	43%
Totals	11073	7394	7325	7307	7226	67%	66%	66%	65%

AMSS Alexander Mackenzie Secondary School
 BDHS Blenheim District High School
 CKSS Chatham Kent Secondary School
 GLSS Great Lakes Secondary School
 JMSS John McGregor Secondary School
 LCCVI Lambton Central Collegiate & Vocational Institute

LKCS Lambton Kent Composite School
 NLSS North Lambton Secondary School
 NCIVS Northern Collegiate Institute and Vocational School
 RDHS Ridgetown District High School
 TDHS Tilbury District High School
 WDSS Wallaceburg District Secondary School

★ Please note that the Secondary Virtual Learning Program has been moved to Lambton Kent Composite School as of the 2021-2022 school year. In-person FTE count is 241 pupils as of October 31, 2022.

★ This figure includes approximately 129 students who are enrolled in the A.C.C.E.S.S. (Acquiring Current Curriculum Experience through Supervised Studies) Program at TDHS. This program supports students, primarily from low-German Mennonite families involved in seasonal work, in pursuing academic goals and achieving their O.S.S.D.

Financial Considerations

Strong fiscal management is an important component of Ontario's publicly funded education system. Ontario's Ministry of Education states, in their *Achieving Excellence: A Renewed Vision for Education in Ontario, 2015* that "public trust is built when the education system makes decisions based on evidence and research, and when it is seen as a good steward of public resources". This focus has led to changes in how the Ministry provided grant funding for education in the province. The LKDSB believes accountability is attained through open dialogue, transparency and fiscal responsibility. This includes effectively allocating resources in order to maximize impact on student learning at the school level.

Schools and the LKDSB Capital Replacement Program

The LKDSB currently operates a total of 62 school sites – 50 in the elementary panel and 12 in the secondary panel. Even though the Board spends its annual maintenance and capital improvement budgets, its buildings continue to deteriorate as they age. LKDSB is located within the Ministry of Education London Region in Ontario which encompasses Southwestern Ontario. The average age of school buildings within the LKDSB exceeds both that of the Provincial and Regional averages.

The LKDSB receives grant funding on an annual basis to carry out capital repair and maintenance program on school facilities. Capital projects are prioritized based on school need and condition. The capital needs and condition of the schools is used to calculate the Facility Condition Index (FCI). The FCI is a common facilities management benchmark that compares the relative condition of a group of facilities. The FCI compares the total cost of required capital work in LKDSB schools against the replacement value of those same schools. A facility with a high FCI would generally require a larger capital investment than a similar sized facility that has a lower FCI. High FCI scores are generally found in older buildings. The following tables summarize FCI data for all

LKDSB schools for a 5 Year and a 10 Year FCI calculation.

Lambton Kent District School Board					
5 Year Renewal Data and FCI Calculation as of November 8, 2022					
Asset Name	Gross Floor Area - sq.m.	Total Cost of Facility Work - 5 year period (\$)	Facility Replacement Value (\$)	5 Year Facility Condition Index (FCI)	Last Assessment Year
Tilbury District High School	7,632	\$15,551,010	\$16,103,685	96.57%	2020
Blenheim District High School	11,926	\$17,544,947	\$21,584,757	81.28%	2016
John McGregor Secondary School	13,643	\$19,994,851	\$26,508,088	75.43%	2020
London Road Public School	2,600	\$5,094,933	\$6,850,991	74.37%	2019
Ridgetown District High School	8,710	\$12,699,047	\$17,327,619	73.29%	2020
East Lambton Elementary School	4,163	\$6,080,774	\$8,626,422	70.49%	2016
W J Baird Public School	3,645	\$4,928,309	\$7,780,603	63.34%	2019
Alexander Mackenzie Secondary School	9,759	\$12,200,630	\$20,425,123	59.73%	2019
Lambton Kent Comp School	13,567	\$12,950,417	\$21,930,548	59.05%	2016
Kinnwood Central Public School	3,896	\$4,777,678	\$8,171,066	58.47%	2019
Dresden Area Central School	4,377	\$6,654,834	\$11,611,015	57.31%	2016
Brooke Central Public School	4,104	\$4,777,595	\$8,851,120	53.98%	2019
North Lambton Secondary School	9,359	\$13,448,255	\$24,997,507	53.80%	2019
Northern Collegiate Institute & Vocational School	17,916	\$20,179,331	\$37,788,718	53.40%	2019
Lakeroad Public School	2,962	\$4,790,028	\$8,992,866	53.26%	2019
Chatham-Kent Secondary School	17,424	\$19,810,691	\$38,389,890	51.60%	2016
Winston Churchill Public School	3,161	\$4,784,469	\$9,368,862	51.07%	2020
Mooretown-Courtright Public School	2,091	\$3,427,249	\$6,737,700	50.87%	2020
Lambton Central Collegiate & Vocational School	16,382	\$16,855,000	\$33,371,092	50.51%	2016
Bridgeview Public School	2,909	\$3,357,885	\$6,831,301	49.15%	2019
Naahii Ridge Public School	3,944	\$3,959,547	\$8,501,087	46.58%	2020
Errol Village Public School	1,872	\$2,615,975	\$5,642,239	46.36%	2019
Hanna Memorial Public School	3,320	\$4,042,907	\$8,915,639	45.35%	2020
Zone Township Central School	1,915	\$2,715,627	\$6,005,575	45.22%	2016
Queen Elizabeth II Public School	3,128	\$4,797,816	\$10,708,186	44.81%	2016
High Park Public School	4,161	\$5,204,955	\$11,905,758	43.72%	2020
Dawn Township Central School	1,958	\$2,840,672	\$6,737,700	42.16%	2020
Colonel Cameron Public School	3,005	\$3,586,292	\$8,539,692	42.00%	2020
Confederation Central School	2,331	\$3,044,899	\$7,600,937	40.06%	2019
Lambton Central Centennial School	3,078	\$3,382,881	\$8,565,193	39.50%	2019
Riverview Central School	2,379	\$3,359,773	\$8,604,291	39.05%	2019
Aberarder Central School	1,696	\$2,250,780	\$5,909,503	38.09%	2019
Lansdowne Public School	3,234	\$3,406,300	\$8,954,415	38.04%	2016
Gregory Drive Public School	3,153	\$3,559,643	\$9,368,862	37.99%	2016

King George VI Public School	2,864	\$3,268,187	\$8,657,631	37.75%	2016
Errol Road Public School	3,715	\$3,953,407	\$10,748,225	36.78%	2020
Rosedale Public School	3,581	\$3,790,594	\$10,878,743	34.84%	2016
Bosanquet Central Public School	2,769	\$2,761,101	\$7,956,557	34.70%	2019
Merlin Area Public School	2,512	\$2,850,245	\$8,274,294	34.45%	2016
Wallaceburg District Secondary School	17,606	\$12,809,872	\$37,403,811	34.25%	2020
Cathcart Boulevard Public School	3,828	\$3,958,038	\$12,039,850	32.87%	2020
King George VI Public School	2,640	\$2,614,006	\$7,973,586	32.78%	2016
Brigden Public School	2,332	\$2,422,138	\$7,529,230	32.17%	2019
Harwich-Raleigh Public School	5,100	\$4,628,192	\$14,495,046	31.93%	2019
McNaughton Ave Public School	5,816	\$4,881,326	\$15,691,220	31.11%	2019
Bright's Grove Elementary School	3,664	\$2,641,579	\$8,889,118	29.72%	2019
A A Wright Public School	2,978	\$2,023,060	\$6,933,157	29.18%	2020
H W Burgess Public School	2,245	\$2,023,483	\$6,945,023	29.14%	2020
Victor Lauriston Public School	3,852	\$3,150,399	\$11,506,426	27.38%	2016
Ecole Hillcrest Public School	2,240	\$1,878,835	\$6,960,833	26.99%	2020
Tilbury Area Public School	3,822	\$3,015,147	\$11,190,700	26.94%	2016
Thamesville Area Central School	1,737	\$1,687,254	\$6,262,795	26.94%	2016
Queen Elizabeth II Public School	3,961	\$2,388,865	\$10,522,964	22.70%	2020
Sir John Moore Community School	4,628	\$1,870,230	\$10,993,295	17.01%	2019
Grand Bend Public School	2,707	\$1,096,168	\$6,461,951	16.96%	2019
Wheatley Area Public School	3,077	\$1,518,777	\$9,512,834	15.97%	2019
Indian Creek Road Public School	5,832	\$2,151,369	\$14,294,526	15.05%	2016
Great Lakes Secondary School	14,049	\$5,083,589	\$34,136,362	14.89%	2020
Queen Elizabeth II Public School	3,554	\$930,804	\$9,816,661	9.48%	2020
Tecumseh Public School	5,945	\$722,134	\$12,243,630	5.90%	2020
Plympton-Wyoming Public School	2,942	\$377,472	\$7,275,952	5.19%	2020
P. E. McGibbon Public School	4,487	\$239,742	\$12,163,887	1.97%	2016
Summary		339,412,012	785,966,357	40.66%	

Lambton Kent District School Board

10 Year Renewal Data and FCI Calculation as of November 8, 2022

Asset Name	Gross Floor Area - sq.m.	Total Cost of Facility Work - 10 year period (\$)	Facility Replacement Value (\$)	10 Year Facility Condition Index (FCI)	Last Assessment Year
Blenheim District High School	11,926	\$25,248,713	\$21,584,757	116.97%	2016
Ridgetown District High School	8,710	\$18,155,034	\$17,327,619	104.78%	2020
Dresden Area Central School	4,377	\$11,863,451	\$11,611,015	102.17%	2016
East Lambton Elementary School	4,163	\$8,642,151	\$8,626,422	100.18%	2016
Tilbury District High School	7,632	\$16,018,774	\$16,103,685	99.47%	2020
John McGregor Secondary School	13,643	\$22,720,271	\$26,508,088	85.71%	2020
W J Baird Public School	3,645	\$6,394,081	\$7,780,603	82.18%	2019
Lambton Kent Comp School	13,567	\$17,994,829	\$21,930,548	82.05%	2016
Zone Township Central School	1,915	\$4,834,451	\$6,005,575	80.50%	2016
London Road Public School	2,600	\$5,510,984	\$6,850,991	80.44%	2019
Chatham-Kent Secondary School	17,424	\$29,934,761	\$38,389,890	77.98%	2016
Sir John Moore Community School	4,628	\$8,348,119	\$10,993,295	75.94%	2019
Winston Churchill Public School	3,161	\$6,799,789	\$9,368,862	72.58%	2020
Bridgeview Public School	2,909	\$4,928,180	\$6,831,301	72.14%	2019
King George VI Public School	2,640	\$5,714,038	\$7,973,586	71.66%	2016
Kinnwood Central Public School	3,896	\$5,716,393	\$8,171,066	69.96%	2019
Brooke Central Public School	4,104	\$6,118,593	\$8,851,120	69.13%	2019
North Lambton Secondary School	9,359	\$16,906,657	\$24,997,507	67.63%	2019
Lambton Central Collegiate & Vocational School	16,382	\$22,453,734	\$33,371,092	67.28%	2016
Mooretown-Courtright Public School	2,091	\$4,351,305	\$6,737,700	64.58%	2020
Northern Collegiate Institute & Vocational School	17,916	\$23,146,582	\$37,788,718	61.25%	2019
Alexander Mackenzie Secondary School	9,759	\$12,493,182	\$20,425,123	61.17%	2019
Lakeroad Public School	2,962	\$5,422,713	\$8,992,866	60.30%	2019
Queen Elizabeth II Public School	3,961	\$6,325,982	\$10,522,964	60.12%	2020
Colonel Cameron Public School	3,005	\$5,091,992	\$8,539,692	59.63%	2020
High Park Public School	4,161	\$7,039,092	\$11,905,758	59.12%	2020
Errol Village Public School	1,872	\$3,325,234	\$5,642,239	58.93%	2019
King George VI Public School	2,864	\$5,077,996	\$8,657,631	58.65%	2016
A A Wright Public School	2,978	\$3,821,339	\$6,933,157	55.12%	2020
Cathcart Boulevard Public School	3,828	\$6,589,101	\$12,039,850	54.73%	2020
Hanna Memorial Public School	3,320	\$4,792,593	\$8,915,639	53.75%	2020
Victor Lauriston Public School	3,852	\$6,137,373	\$11,506,426	53.34%	2016
Queen Elizabeth II Public School	3,128	\$5,636,195	\$10,708,186	52.63%	2016
Wallaceburg District Secondary School	17,606	\$19,101,048	\$37,403,811	51.07%	2020
H W Burgess Public School	2,245	\$3,541,242	\$6,945,023	50.99%	2020
Thamesville Area Central School	1,737	\$3,133,210	\$6,262,795	50.03%	2016
Lambton Central Centennial School	3,078	\$4,245,130	\$8,565,193	49.56%	2019
Errol Road Public School	3,715	\$5,224,746	\$10,748,225	48.61%	2020

Aberarder Central School	1,696	\$2,860,297	\$5,909,503	48.40%	2019
Lansdowne Public School	3,234	\$4,309,506	\$8,954,415	48.13%	2016
Naahii Ridge Public School	3,944	\$4,015,170	\$8,501,087	47.23%	2020
Dawn Township Central School	1,958	\$3,103,673	\$6,737,700	46.06%	2020
Confederation Central School	2,331	\$3,482,907	\$7,600,937	45.82%	2019
Riverview Central School	2,379	\$3,912,007	\$8,604,291	45.47%	2019
Gregory Drive Public School	3,153	\$4,220,014	\$9,368,862	45.04%	2016
Brigden Public School	2,332	\$3,279,313	\$7,529,230	43.55%	2019
McNaughton Ave Public School	5,816	\$6,806,759	\$15,691,220	43.38%	2019
Bosanquet Central Public School	2,769	\$3,324,412	\$7,956,557	41.78%	2019
Rosedale Public School	3,581	\$4,454,301	\$10,878,743	40.94%	2016
Merlin Area Public School	2,512	\$3,316,295	\$8,274,294	40.08%	2016
Bright's Grove Elementary School	3,664	\$3,521,412	\$8,889,118	39.61%	2019
Tecumseh Public School	5,945	\$4,713,174	\$12,243,630	38.49%	2020
Tilbury Area Public School	3,822	\$4,106,171	\$11,190,700	36.69%	2016
Harwich-Raleigh Public School	5,100	\$5,200,057	\$14,495,046	35.87%	2019
Queen Elizabeth II Public School	3,554	\$3,359,858	\$9,816,661	34.23%	2020
Ecole Hillcrest Public School	2,240	\$2,323,759	\$6,960,833	33.38%	2020
Grand Bend Public School	2,707	\$2,033,996	\$6,461,951	31.48%	2019
Wheatley Area Public School	3,077	\$2,913,828	\$9,512,834	30.63%	2019
Indian Creek Road Public School	5,832	\$3,820,311	\$14,294,526	26.73%	2016
P. E. McGibbon Public School	4,487	\$2,220,134	\$12,163,887	18.25%	2016
Great Lakes Secondary School	14,049	\$5,400,991	\$34,136,362	15.82%	2020
Plympton-Wyoming Public School	2,942	\$841,677	\$7,275,952	11.57%	2020
Summary		466,339,081	785,966,357	56.95%	

Capital Planning

The LKDSB's annual budget contains capital renewal funding, which is comprised of School Renewal Grants and School Condition Grants. Both of these grants are applied to the capital needs of the LKDSB's facilities in the following areas:

- Building Shell - including walls, foundation and roof;
- Building Site Work - including parking lots, sidewalks and playground asphalt;
- Building Systems - including heating, plumbing, electrical; and
- Interior Spaces - including classroom interiors.

Current annual funding is not sufficient to cover the current capital needs of the LKDSB, which is resulting in a sizable funding gap. Additions to LKDSB facilities may be funded from alternative Ministry of Education grants. These grants are application-based requiring the LKDSB to complete a separate application for each capital request. Each request is evaluated by the Ministry of Education, with only approved projects receiving funding. The LKDSB competes against other school boards for this application-based funding and can only submit projects when available funding programs are announced by the Ministry.

Detailed information on the Ministry Funding formula can be found at:

<https://files.ontario.ca/edu-2022-23-technical-paper-en-2022-03-15.pdf>

Proposed Pupil Accommodation Review Plan by Phases

Please note that this is not the start of a pupil accommodation review for the area. An Initial Staff Report has not been presented to Trustees for approval. Empty pupil spaces (EPS) is the difference between the school building's OTG (On the Ground) Ministry rated student capacity and the current actual full-time student enrollment. (See Appendix A)

Phase	Description of Consolidation	Notes
<p>Blenheim, Ridgetown, Tilbury and South Chatham Area</p>	<p><u>Scenario 1:</u> Construct a Kindergarten to Grade 12 School on either the Blenheim District High School site or Harwich Raleigh Public School site. [Projected reduction of 1201 empty pupil spaces- EPS]</p> <p>Close and relocate the students from:</p> <ul style="list-style-type: none"> a) Harwich Raleigh Public School (English Language and French Immersion Programs); b) W.J. Baird Public School; c) Ridgetown District High School Grade 7 and 8 Program; d) Ridgetown District High School and e) Blenheim District High School <p><u>Scenario 2:</u> Construct a Grade 9 to Grade 12 Consolidated Secondary School at a site to be determined. [Projected reduction of 1324 EPS]</p> <p>Close and relocate the secondary students from:</p> <ul style="list-style-type: none"> a) Blenheim District High School; b) John McGregor Secondary School; c) Ridgetown District High School and d) Tilbury District High School <p>Relocate Ridgetown District High School Grade 7 and 8 students to Naahii Ridge Public School.</p> <p>Close W.J. Baird Public School and relocate students to Harwich Raleigh Public School in Blenheim. [Projected reduction of 79 EPS]</p>	<p>In spring 2017, the LKDSB invited its school communities to share their thoughts about the two proposed scenarios for the Blenheim, Ridgetown, Tilbury, and South Chatham Area phase of pupil accommodation, as identified in the <u>LKDSB Pupil Accommodation Report 2016/2017</u>.</p> <p>The Thoughtexchange process allowed participants to share their thoughts and prioritize the thoughts of others. The goal was to capture a sense of shared values and priorities in the community.</p> <p>A total of 748 individuals participated in the Thoughtexchange. Participants shared 3,653 thoughts and assigned 58,755 stars to their top priorities from across the LKDSB. Thoughtexchange assembled the results into an online report. Further information is available on the LKDSB website (www.lkdsb.net).</p> <p>Proposed Pupil Accommodation Review start date to be determined.</p>
<p>Sarnia Elementary</p>	<p>Construct a new elementary school on the property the LKDSB owns in Sherwood Village subdivision to house local students currently bused to King George VI (Sarnia), Lakeroad, Confederation Central, High Park and Errol Road Public Schools respectively.</p> <p>Close Confederation Central Public School [Projected reduction of 65 EPS] relocate students to:</p> <ul style="list-style-type: none"> a) the newly constructed school in Sherwood Village or b) Brigden Public School or c) Plympton-Wyoming Public School. <p>Close Queen Elizabeth II (Sarnia) Public School [Projected reduction of 220 EPS] and relocate students to:</p> <ul style="list-style-type: none"> a) High Park Public School or b) Lansdowne Public School. 	<p>In spring 2018 the LKDSB conducted an online community engagement/study (Thoughtexchange) of City of Sarnia elementary school stakeholders regarding the proposed plan for the City of Sarnia Elementary School phase of pupil accommodation, as identified in the LKDSB Pupil Accommodation Report 2017/2018.</p> <p>A total of 627 individuals participated in the Thoughtexchange. Participants shared 866 thoughts and assigned 13,115 stars to their top priorities from across the LKDSB. Thoughtexchange assembled the results into an online report. Further information is available</p>

Phase	Description of Consolidation	Notes
	<p>Close London Road Public School [Projected reduction of 116 EPS] and relocate students to Hanna Memorial Public School.</p> <p>Close Lakeroad Public School [Projected reduction of 221 EPS] and relocate students to:</p> <ul style="list-style-type: none"> a) the newly constructed school in Sherwood Village or b) King George VI (Sarnia) Public School or c) Cathcart Boulevard Public School. <p>Relocate the English Language Program students at Errol Road Public School to:</p> <ul style="list-style-type: none"> a) King George VI (Sarnia) Public School or b) Cathcart Boulevard Public School. <p>Relocate the French Immersion Programs at High Park Public School and Cathcart Blvd. Public School to a Single-Track site at Errol Road Public School. Construct an addition of approximately six classrooms at Errol Road Public School to accommodate students.</p>	<p>on the LKDSB website (www.lkdsb.net).</p> <p>Proposed Pupil Accommodation Review start date to be determined.</p>
Corunna-Mooretown Area	<p><u>Original Option:</u></p> <p>Close Mooretown-Courtright Public School and Colonel Cameron Public School. [Projected combined reduction of 299 EPS]</p> <p>Relocate students to:</p> <ul style="list-style-type: none"> a) Sir John Moore Community School or b) Riverview Central Public School. <p>Addition of 10 classrooms at Sir John Moore Community School site.</p> <p><u>Additional Option:</u></p> <p>Close Mooretown-Courtright Public School and consolidate students at Colonel Cameron Public School. [Projected reduction of 145 EPS]</p>	<p>Proposed Pupil Accommodation Review start date to be determined.</p>
Dresden Area	<p><u>Original Option:</u></p> <p>Reconfiguration of Lambton Kent Composite School (LKCS) into a Kindergarten to Grade 12 School.</p> <p>Close Dawn-Euphemia School [Projected reduction of 118 EPS] and relocate students to:</p> <ul style="list-style-type: none"> a) Lambton Central Centennial School or b) Brooke Central Public School or c) The new Lambton Kent Composite School Kindergarten to Grade 12 School or d) Brigden Public School or e) H.W. Burgess Public School <p>Close Zone Township Central School [Projected reduction of 98 EPS] and relocate students to Thamesville Area Central School.</p> <p>Close Dresden Area Central School [Projected reduction of 56 EPS] and relocate students to the reconfigured Kindergarten to Grade 12 School at Lambton Kent Composite School.</p>	<p>Proposed Pupil Accommodation Review start date to be determined.</p>

Phase	Description of Consolidation	Notes
	<p><u>Additional Option:</u></p> <p>Close Dresden Area Central School [Projected reduction of 56 EPS] and relocate students to a reconfigured Kindergarten to Grade 8 school at the Lambton Kent Composite School site.</p> <p>Relocate Grade 9-12 Lambton Kent Composite School [Projected reduction of 508 EPS] students to:</p> <ul style="list-style-type: none"> a) Chatham-Kent Secondary School or b) Lambton Central Collegiate Vocational Institute or c) Wallaceburg District Secondary School <p>Close Dawn-Euphemia School [Projected reduction of 118 EPS] and relocate students to:</p> <ul style="list-style-type: none"> a) Lambton Central Centennial School or b) Brooke Central Public School or c) The reconfigured Kindergarten to Grade 8 school at the Lambton Kent Composite School site or d) Brigden Public School or e) H.W. Burgess Public School <p>Close Zone Township Central School [Projected reduction of 98 EPS] and relocate students to Thamesville Area Central School.</p>	



Lambton Kent
District School Board
Student Achievement ✓ *Community Success*

2022-23

***School & Site
Information Summaries***

APPENDIX A








School & Site Information Summaries – Information Provided

School & Site Information Summary includes:

- a. School Name & Address
- b. Family of Schools Relationship(s)
- c. OTG (On the Ground) Ministry Rated Capacity - Determined by the Ministry of Education by loading all instructional spaces within the facility to current Ministry standards for class size requirements and room areas.
- d. Gross Floor Area (GFA) in Square Metres
- e. Site Acreage in Hectares and Acres
- f. Original Building Date/Additions
- g. Grade Range
- h. Program Offered
 - i. Regular – English Program (includes French Core language)
 - ii. French Immersion (Board Program)
 - iii. Alternative Learning & Lifeskills Program
 - iv. Native Second Language Program (offered at named schools)
 - v. eLearning (Board Program)
- i. Out of Area Students – Students who are attending the school for regular program, but whose residential address is not within the school boundary.
- j. 5 Year Enrolment History – 2017 to 2021
- k. Current Enrolment – as of October 31, 2022 from Student Information System
- l. 10 Year Enrolment Projection – 2023 to 2032
- m. Enrolment Utilization Chart
- n. Facility Condition Index (FCI) – 5 & 10 Year
- o. Total Events Costs – 5 & 10 Year

Enrolment Source is Baragar Systems, our Demographics Company. Charted enrolment is reported on a headcount basis.

Legend-School Utilization Chart:

	120% of Capacity
	80% of Capacity
	100% of Capacity
	IC – In Catchment Students
	OC – Out of Catchment Students
	BP – French Immersion
	ALLP-Alternative Learning & Lifeskills Program

School & Site Information Summaries – Information Provided

LKDSB Virtual Learning Secondary School

LKDSB Virtual Learning High School - VLHS 2020 & LKCS 2021

2 Year Enrolment History

Grade	2020	2021
9	210	66
10	273	92
11	277	111
12	373	116
Total	1133	385

Virtual Learning - Lambton Kent Composite School Current Enrolment – September 20, 2022

Year	9	10	11	12	Total
2022	20	34	52	74	180

LKDSB Virtual Learning Elementary School

LKDSB Virtual Learning Elementary School - VLES 2020 & MAPS 2021

2 Year Enrolment History

Grade	2020	2021
JK	167	8
SK	194	23
1	206	25
2	171	40
3	197	38
4	195	42
5	206	49
6	252	56
7	201	67
8	228	72
ALLP	0	0
TOTAL	2017	420

Virtual Learning – McNaughton Avenue Public School Current Enrolment – September 20, 2022

Year	JK	SK	1	2	3	4	5	6	7	8	ALLP	Total
2022	1	5	8	14	11	16	9	15	20	21	0	120

Note: For the 2020-21 school year only, students participating in the Virtual Learning schools were removed from their home enrolment register and assigned to VLHS or VLES. For the 2021-2022 and the 2022-2023 school year, elementary students participating in eLearning programming are on McNaughton enrolment register (page 65-66) and secondary are on LKCS enrolment register (page 121-122).

Lambton Kent D.S.B. Schools – Page References

Elementary Schools	Pages
A.A. Wright Public School	5-6
Aberarder Central School	7-8
Bosanquet Central School	9-10
Bridgeview Public School	11-12
Brigden Public School	13-14
Bright's Grove Public School	15-16
Brooke Central Public School	17-18
Cathcart Boulevard Public School	19-20
Colonel Cameron Public School	21-22
Confederation Central School	23-24
Dawn-Euphemia School	25-26
Dresden Area Central School	27-28
East Lambton Elementary School	29-30
École Hillcrest Public School	31-32
Errol Road Public School	33-34
Errol Village Public School	35-36
Grand Bend Public School	37-38
Gregory Drive Public School	39-40
Hanna Memorial Public School	41-42
Harwich-Raleigh Public School	43-44
High Park Public School	45-46
H.W. Burgess Public School	47-48
Indian Creek Road Public School	49-50
King George VI Public School - Chatham	51-52
King George VI Public School - Sarnia	53-54
Kinnwood Central Public School	55-56
Lakeroad Public School	57-58
Lambton Central Centennial Public School	59-60
Lansdowne Public School	61-62
London Road Public School	63-64
McNaughton Avenue Public School	65-66
Merlin Area Public School	67-68
Mooretown-Courtright Public School	69-70
Naahii Ridge Public School	71-72
P.E. McGibbon Public School	73-74

Lambton Kent D.S.B. Schools – Page References Continued

Elementary Schools	Pages
Plympton-Wyoming Public School	75-76
Queen Elizabeth II Public School - Chatham	77-78
Queen Elizabeth II Public School - Petrolia	79-80
Queen Elizabeth II Public School - Sarnia	81-82
Ridgetown District High School-Gr 7&8	83-84
Riverview Central School	85-86
Rosedale Public School	87-88
Sir John Moore Community School	89-90
Tecumseh Public School	91-92
Thamesville Area Central School	93-94
Tilbury Area Public School	95-96
Victor Lauriston Public School	97-98
Wallaceburg District Secondary School-Gr 7&8	99-100
Wheatley Area Public School	101-102
Winston Churchill Public School	103-104
W.J. Baird Public School	105-106
Zone Township Central School	107-108

Secondary Schools	Pages
Alexander Mackenzie Secondary School	109-110
Blenheim District High School	111-112
Chatham Kent Secondary School	113-114
Great Lakes Secondary School	115-116
John McGregor Secondary School	117-118
Lambton Central Collegiate & Vocational Institute	119-120
Lambton Kent Composite School	121-122
Northern Collegiate Institute & Vocational School	123-124
North Lambton Secondary School	125-126
Ridgetown District Secondary School	127-128
Tilbury District High School	129-130
Wallaceburg District Secondary School	131-132

Lambton Kent District School Board

School & Site Information Summary

School: A.A. Wright Public School

Address: 55 Elm Street, Wallaceburg, ON N8A 3M7

Family of Schools: Wallaceburg District Secondary School



OTG (On the Ground) Ministry Rated Capacity:	268
Gross Floor Area (GFA):	2,978 m ²
Site Acreage:	4.03 Hectares/9.958 Acres
Original Building Date/Additions:	1953/1957,1966,1974,2000,2012
Grades:	JK-Grade 6
Programs:	Regular; Native Second Language; Alternative Learning & Lifeskills
Out of Area Students:	11

AA Wright Public School

5 Year Enrolment History

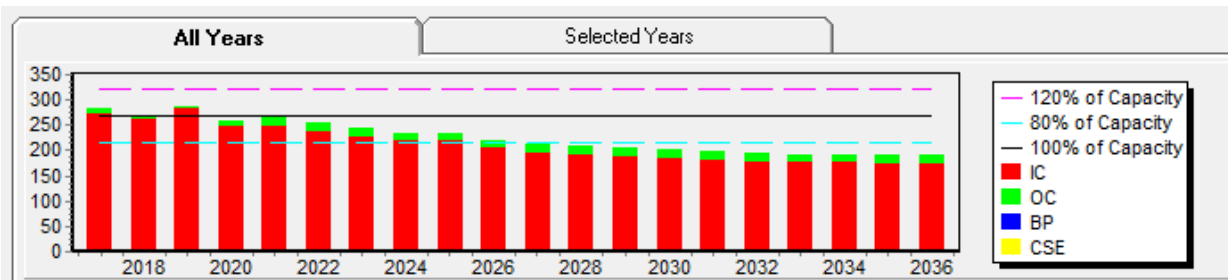
Grade	2017	2018	2019	2020	2021
JK	26	35	33	15	21
K	44	24	40	27	27
1	39	41	32	28	35
2	36	38	43	22	39
3	35	38	41	32	29
4	32	31	37	26	37
5	30	33	31	26	40
6	40	30	31	18	37
Total	282	270	288	194	265

Enrolment October 31, 2022

Year	JK	K	1	2	3	4	5	6	Total
2022	26	26	28	37	45	33	39	44	278

10 Year Enrolment Projections

Grade	2023	2024	2025	2026	2027	2028	2029	2030	2031	2032
JK	21	22	20	20	19	19	19	19	19	19
SK	26	25	27	24	24	24	23	23	23	23
1	28	28	28	29	26	26	26	25	25	25
2	30	28	28	28	29	26	26	26	25	25
3	35	30	28	29	28	29	26	26	26	25
4	40	35	30	28	29	28	29	26	26	26
5	29	40	35	30	28	29	28	29	26	26
6	35	27	38	33	28	26	27	26	27	24
Total	244	235	234	221	211	207	204	200	197	193



A. A. Wright Public School (Local User - Lambton Kent District School Board)

FCI 5 YEAR & EVENTS COSTS		FCI 10 YEAR & EVENTS COSTS	
29.18%	\$2,023,060	55.12%	\$3,821,339

Lambton Kent District School Board

School & Site Information Summary

School: Aberarder Central School

Address: 4804 Aberarder Line, Camlachie, ON N0N 1E0

Family of Schools: North Lambton Secondary School



OTG (On the Ground) Ministry Rated Capacity:	199
Gross Floor Area (GFA):	1,696 m ²
Site Acreage:	3.48 Hectares/8.599 Acres
Original Building Date:	1963/1967
Grades:	JK-Grade 8
Programs:	Regular
Out of Area Students:	1

NB. Aberarder Central School is one of four schools to be part of the new K-12 school being built in the Forest Area.

Aberarder Central School

5 Year Enrolment History

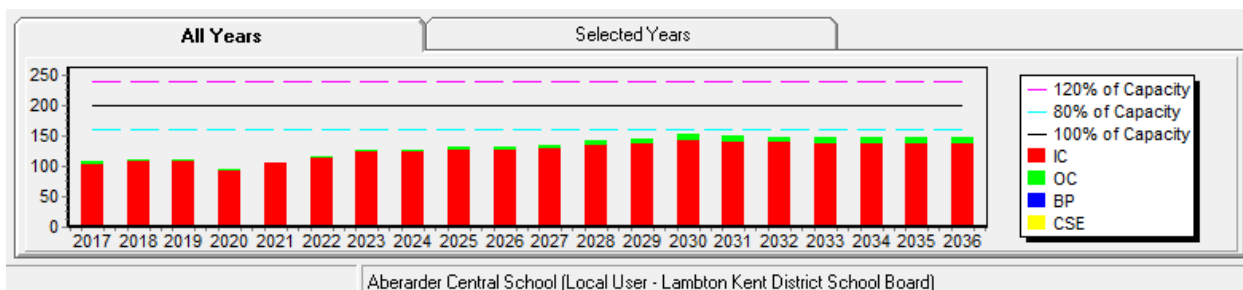
Grade	2017	2018	2019	2020	2021
JK	7	8	10	5	17
K	11	11	8	9	8
1	8	12	10	6	12
2	15	9	14	8	8
3	5	18	9	12	10
4	7	5	16	9	13
5	14	9	6	14	11
6	12	17	7	4	16
7	9	11	18	5	5
8	19	10	12	17	6
Total	107	110	110	89	106

Current Enrolment – October 31, 2022

Year	JK	K	1	2	3	4	5	6	7	8	Total
2022	14	14	10	13	8	14	13	12	17	7	122

10 Year Enrolment Projections

Grade	2023	2024	2025	2026	2027	2028	2029	2030	2031	2032
JK	14	14	14	13	13	13	13	13	13	13
SK	14	14	14	14	14	13	13	13	13	13
1	18	14	15	14	14	14	14	14	14	14
2	8	18	14	15	15	14	14	14	14	14
3	12	9	19	15	15	15	15	15	15	15
4	9	13	9	19	15	16	16	16	15	15
5	11	9	13	9	19	15	16	16	16	15
6	13	11	9	13	9	19	15	16	16	16
7	11	13	10	8	12	8	19	15	16	16
8	17	12	14	11	9	14	10	21	17	17
Total	127	127	131	131	135	141	145	153	149	148



Aberarder Central School (Local User - Lambton Kent District School Board)

FCI 5 YEAR & EVENTS COSTS		FCI 10 YEAR & EVENTS COSTS	
38.09%	\$2,250,780	48.40%	\$2,860,297

Lambton Kent District School Board

School & Site Information Summary

School: Bosanquet Central School

Address: 8766 Northville Road, Thedford, ON N0M 2N0

Family of Schools: North Lambton Secondary School



OTG (On the Ground) Ministry Rated Capacity:	328
Gross Floor Area (GFA):	2,769 m ²
Site Acreage:	4.93 Hectares/12.182 Acres
Original Building Date/Additions:	1963/1966,1969,1995
Grades:	JK-Grade 8
Programs:	Regular
Out of Area Students:	8

NB. Bosanquet Central School is one of four schools to be part of the new K-12 school being built in the Forest Area.

Bosanquet Central School

5 Year Enrolment History

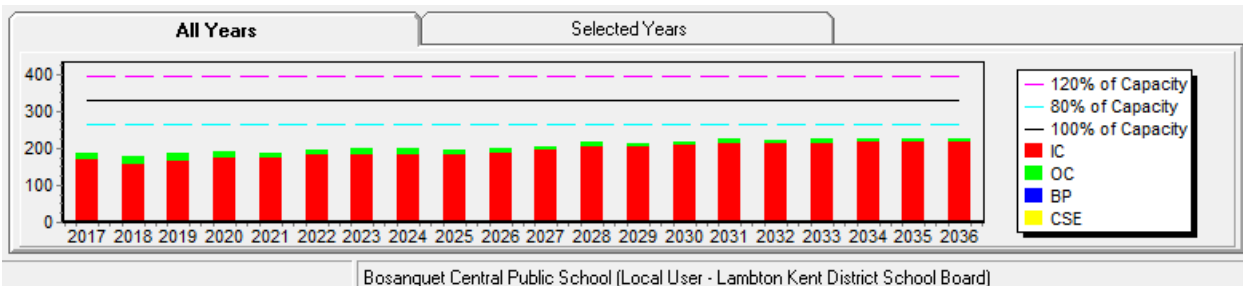
Grade	2017	2018	2019	2020	2021
JK	13	13	15	16	17
K	21	14	14	17	18
1	24	18	13	13	21
2	21	26	19	14	14
3	16	23	27	17	15
4	16	16	21	28	19
5	23	14	18	19	27
6	22	21	15	17	22
7	14	21	21	15	17
8	18	13	22	18	17
Total	188	179	185	174	187

Current Enrolment – October 31, 2022

Year	JK	K	1	2	3	4	5	6	7	8	Total
2022	12	21	19	20	16	16	19	27	21	17	188

10 Year Enrolment Projections

Grade	2023	2024	2025	2026	2027	2028	2029	2030	2031	2032
JK	20	21	22	22	22	22	22	22	22	22
SK	24	20	20	22	22	22	22	22	22	22
1	17	24	20	21	22	22	22	22	22	22
2	20	19	27	22	23	25	25	25	25	25
3	22	20	18	25	20	22	23	23	23	23
4	13	23	20	17	25	20	21	23	23	23
5	15	13	23	20	17	25	20	21	23	23
6	18	14	13	22	19	16	24	19	20	22
7	27	18	14	13	22	19	16	25	20	20
8	23	26	18	14	12	22	19	16	24	19
Total	199	198	195	198	204	215	214	218	224	221



FCI 5 YEAR & EVENTS COSTS		FCI 10 YEAR & EVENTS COSTS	
34.70%	\$2,761,101	41.78%	\$3,324,412

Lambton Kent District School Board

School & Site Information Summary

School: Bridgeview Public School

Address: 205 Albert Street, Point Edward, ON N7V 1R4

Family of Schools: Northern Collegiate Institute & Vocational School



OTG (On the Ground) Ministry Rated Capacity:	254
Gross Floor Area (GFA):	2,909 m ²
Site Acreage:	1.92 Hectares/4.744 Acres
Original Building Date/Additions:	1949/1954,1957,1959,1965,1971
Grades:	JK-Grade 8
Programs:	Regular; Alternative Learning & Lifeskills
Out of Area Students:	11

Bridgeview Public School

5 Year Enrolment History

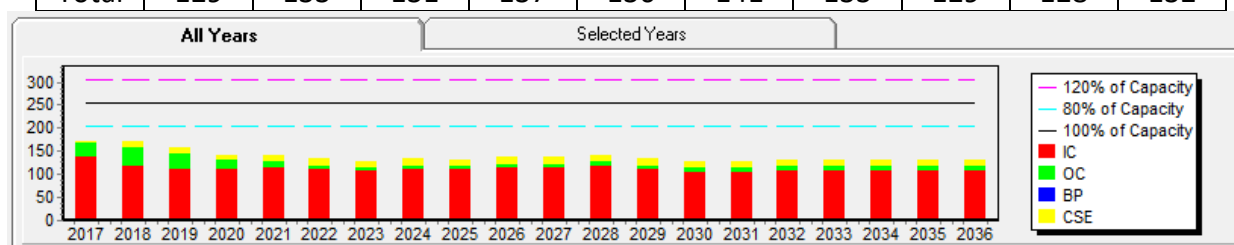
Grade	2017	2018	2019	2020	2021
JK	11	9	15	14	12
K	11	13	8	13	15
1	16	12	12	8	20
2	13	16	9	11	7
3	18	12	16	5	14
4	21	18	12	14	7
5	16	18	18	10	15
6	23	16	16	15	8
7	22	23	16	15	14
8	16	20	21	15	14
ALLP	4	15	13	12	15
Total	171	172	156	132	141

Current Enrolment – October 31, 2022

Year	JK	K	1	2	3	4	5	6	7	8	ALLP	Total
2022	9	12	15	19	8	14	8	14	8	14	14	135

10 Year Enrolment Projections

Grade	2023	2024	2025	2026	2027	2028	2029	2030	2031	2032
JK	11	12	11	11	11	11	11	11	11	11
SK	7	11	12	11	11	11	11	11	11	11
1	13	8	12	13	12	12	12	12	12	12
2	16	13	8	12	13	12	12	12	12	12
3	21	17	14	9	13	14	13	13	13	13
4	8	21	17	14	9	13	14	13	13	13
5	14	8	21	17	14	9	13	14	13	13
6	5	12	6	19	15	12	7	11	12	11
7	12	4	11	5	18	14	11	6	10	11
8	7	12	4	11	5	18	14	11	6	10
ALLP	15	15	15	15	15	15	15	15	15	15
Total	129	133	131	137	136	141	133	129	128	132



Bridgeview Public School (Local User - Lambton Kent District School Board)

FCI 5 YEAR & EVENTS COSTS		FCI 10 YEAR & EVENTS COSTS	
49.15%	\$3,357,885	72.14%	\$4,928,180

Lambton Kent District School Board

School & Site Information Summary

School: Brigden Public School

Address: 1-1540 Duncan Street, Brigden, ON N0N 1B0

Family of Schools: Lambton Central Collegiate & Vocational Institute



OTG (On the Ground) Ministry Rated Capacity:	305
Gross Floor Area (GFA):	2332 m ²
Site Acreage:	3.34 Hectares/8.253 Acres
Original Building Date/Additions:	1962/1965,1967,1979
Grades:	JK-Grade 8
Programs:	Regular
Out of Area Students:	4

Brigden Public School

5 Year Enrolment History

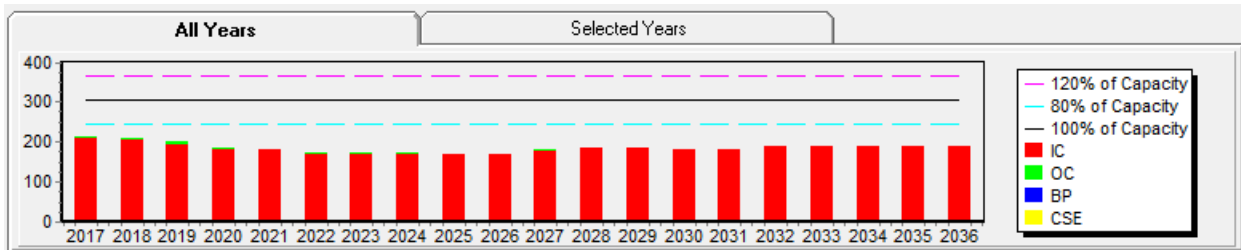
Grade	2017	2018	2019	2020	2021
JK	14	14	20	17	19
K	19	15	13	20	21
1	14	19	15	13	22
2	17	15	22	14	13
3	21	20	15	21	14
4	21	22	18	14	19
5	24	20	21	15	17
6	30	25	20	19	16
7	29	30	25	19	21
8	26	29	31	22	21
Total	215	209	200	174	183

Current Enrolment – October 31, 2022

Year	JK	K	1	2	3	4	5	6	7	8	Total
2022	17	20	22	20	14	13	19	17	18	24	184

10 Year Enrolment Projections

Grade	2023	2024	2025	2026	2027	2028	2029	2030	2031	2032
JK	20	20	19	19	19	19	19	19	19	19
SK	12	20	20	20	20	20	20	20	20	20
1	20	12	20	20	20	20	20	20	20	20
2	22	20	12	20	20	20	20	20	20	20
3	24	22	21	13	22	21	21	21	21	21
4	11	20	19	18	11	18	18	17	17	17
5	12	11	20	19	18	11	18	18	17	17
6	19	12	11	20	19	18	11	18	18	18
7	17	18	11	11	20	19	17	11	18	18
8	16	17	18	11	11	20	20	17	11	18
Total	173	172	171	171	180	186	184	181	181	188



Brigden Public School (Local User - Lambton Kent District School Board)

FCI 5 YEAR & EVENTS COSTS		FCI 10 YEAR & EVENTS COSTS	
32.17%	\$2,422,138	43.55%	\$3,279,313

Lambton Kent District School Board

School & Site Information Summary

School: Bright’s Grove Public School
Address: 2612 Hamilton Road, Bright’s Grove, ON N0N 1C0

Family of Schools: Northern Collegiate Institute & Vocational School



OTG (On the Ground) Ministry Rated Capacity:	378
Gross Floor Area (GFA):	3,664 m ²
Site Acreage:	1.38 Hectares/3.409 Acres
Original Building Date/Additions:	1997/2014
Grades:	JK-Grade 8
Programs:	Regular
Out of Area Students:	5

Bright's Grove Public School

5 Year Enrolment History

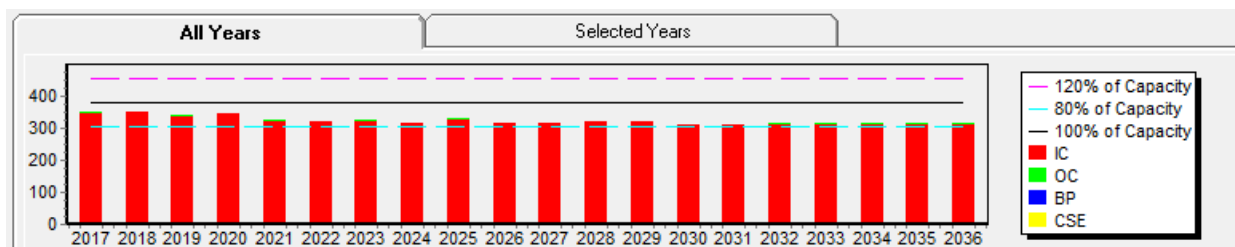
Grade	2017	2018	2019	2020	2021
JK	29	27	28	33	26
K	42	28	28	30	39
1	24	43	28	22	30
2	29	24	47	30	27
3	37	31	21	37	31
4	37	41	31	21	43
5	47	36	36	31	23
6	31	50	35	31	36
7	35	33	51	32	33
8	36	38	32	41	34
Total	347	351	337	308	322

Current Enrolment – October 31, 2022

Year	JK	K	1	2	3	4	5	6	7	8	Total
2022	27	24	38	34	33	35	49	26	39	39	344

10 Year Enrolment Projections

Grade	2023	2024	2025	2026	2027	2028	2029	2030	2031	2032
JK	27	26	27	27	27	27	27	27	27	27
SK	28	30	28	30	30	30	30	30	30	30
1	29	28	30	28	30	30	30	30	30	30
2	41	30	30	31	30	31	31	31	31	31
3	32	41	30	30	31	30	31	31	31	31
4	29	33	43	32	31	33	31	33	33	33
5	31	27	32	42	30	30	31	30	31	31
6	43	32	29	33	43	32	31	33	31	33
7	25	44	33	29	34	44	33	32	33	32
8	37	25	45	33	30	34	45	33	33	34
Total	322	316	327	315	316	321	320	310	310	312



Bright's Grove Public School (Local User - Lambton Kent District School Board)

FCI 5 YEAR & EVENTS COSTS		FCI 10 YEAR & EVENTS COSTS	
29.72%	\$2,641,579	39.61%	\$3,521,412

Lambton Kent District School Board

School & Site Information Summary

School: Brooke Central Public School
Address: 7989 Brooke Line, R.R. #7, Alvinston, ON N0N 1A0

Family of Schools: Lambton Central Collegiate & Vocational Institute



OTG (On the Ground) Ministry Rated Capacity:	375
Gross Floor Area (GFA):	4,104 m ²
Site Acreage:	7.07 Hectares/17.469 Acres
Original Building Date/Additions:	1961/1967,2008,2014
Grades:	JK-Grade 8
Programs:	Regular; French Immersion
Out of Area Students:	9

Brooke Central Public School

5 Year Enrolment History

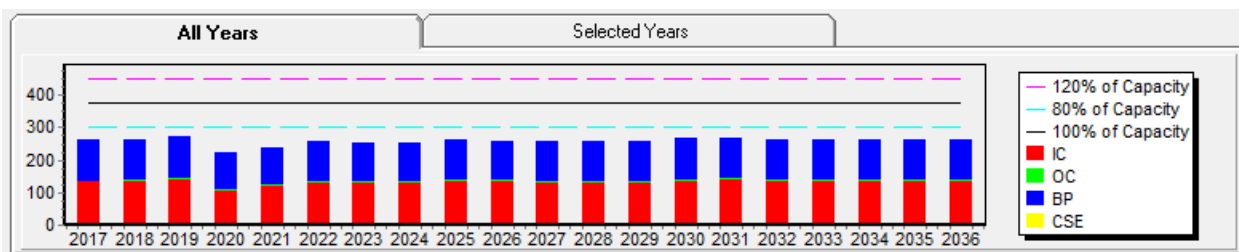
Grade	2017	2018	2019	2020	2021
JK	22	27	22	20	25
K	30	24	34	15	19
1	23	29	27	23	21
2	31	20	32	19	30
3	28	29	20	24	22
4	20	29	26	14	27
5	30	19	29	21	21
6	29	33	20	21	24
7	23	28	33	16	29
8	28	23	30	29	22
Total	264	261	273	202	240

Current Enrolment – October 31, 2022

Year	JK	K	1	2	3	4	5	6	7	8	Total
2022	37	26	21	23	30	25	29	24	23	31	269

10 Year Enrolment Projections

Grade	2023	2024	2025	2026	2027	2028	2029	2030	2031	2032
JK	22	27	25	26	25	26	25	26	25	26
SK	33	24	29	26	27	26	27	26	27	26
1	27	33	24	29	26	27	26	27	26	27
2	20	27	33	24	29	26	27	26	27	26
3	23	20	27	33	24	30	27	28	27	28
4	28	20	18	24	30	22	26	24	25	24
5	22	30	21	19	25	32	23	27	25	26
6	29	22	30	22	19	25	31	23	28	25
7	22	29	22	30	22	19	25	31	23	28
8	25	22	31	23	32	23	20	27	33	24
Total	251	254	260	256	259	256	257	265	266	260



Brooke Central Public School (Local User - Lambton Kent District School Board)

FCI 5 YEAR & EVENTS COSTS	FCI 10 YEAR & EVENTS COSTS
53.98%	\$6,118,593
\$4,777,595	69.13%

Lambton Kent District School Board

School & Site Information Summary

School: Cathcart Boulevard Public School

Address: 1219 Cathcart Blvd., Sarnia, ON N7S 2H7

Family of Schools: Northern Collegiate Institute & Vocational School



OTG (On the Ground) Ministry Rated Capacity:	518
Gross Floor Area (GFA):	3,828 m ²
Site Acreage:	2.68 Hectares/6.622 Acres
Original Building Date/Additions:	1956/1960,1964,1966,1968,1988,2007,2014
Grades:	JK-Grade 8
Programs:	Regular; French Immersion
Out of Area Students:	6

Cathcart Boulevard Public School

5 Year Enrolment History

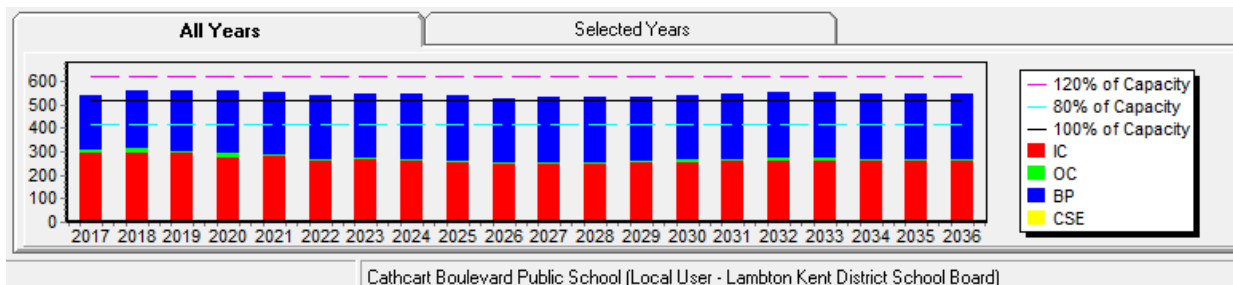
Grade	2017	2018	2019	2020	2021
JK	41	60	53	36	50
K	55	44	58	47	46
1	57	57	47	55	51
2	58	55	56	44	58
3	57	61	56	55	45
4	59	53	60	54	55
5	53	57	57	59	54
6	43	55	57	54	60
7	58	60	60	61	69
8	60	62	58	59	67
Total	541	564	562	524	555

Current Enrolment – October 31, 2022

Year	JK	K	1	2	3	4	5	6	7	8	Total
2022	41	51	51	47	57	43	53	55	60	66	524

10 Year Enrolment Projections

Grade	2023	2024	2025	2026	2027	2028	2029	2030	2031	2032
JK	56	58	53	52	53	52	53	52	53	52
SK	46	59	60	55	54	55	54	55	54	55
1	53	47	59	61	55	55	56	55	56	55
2	46	52	45	57	59	53	53	54	53	54
3	49	45	52	45	57	59	53	53	54	53
4	56	47	43	50	43	55	57	52	51	52
5	46	56	48	44	50	44	56	58	53	52
6	57	46	55	48	44	50	44	55	57	53
7	69	69	55	61	55	54	56	52	64	64
8	68	69	69	54	61	55	54	56	53	64
Total	546	548	539	527	531	532	536	542	548	554



Cathcart Boulevard Public School (Local User - Lambton Kent District School Board)

FCI 5 YEAR & EVENTS COSTS		FCI 10 YEAR & EVENTS COSTS	
32.87%	\$3,958,038	54.73%	\$6,589,101

Lambton Kent District School Board

School & Site Information Summary

School: Colonel Cameron Public School

Address: 338 Cameron Street, Corunna, ON N0N 1G0

Family of Schools: Great Lakes Secondary School



OTG (On the Ground) Ministry Rated Capacity:	340
Gross Floor Area (GFA):	3,005 m ²
Site Acreage:	3.76 Hectares/9.290 Acres
Original Building Date/Additions:	1975/1980,1991
Grades:	JK-Grade 8
Programs:	Regular
Out of Area Students:	12

Colonel Cameron Public School

5 Year Enrolment

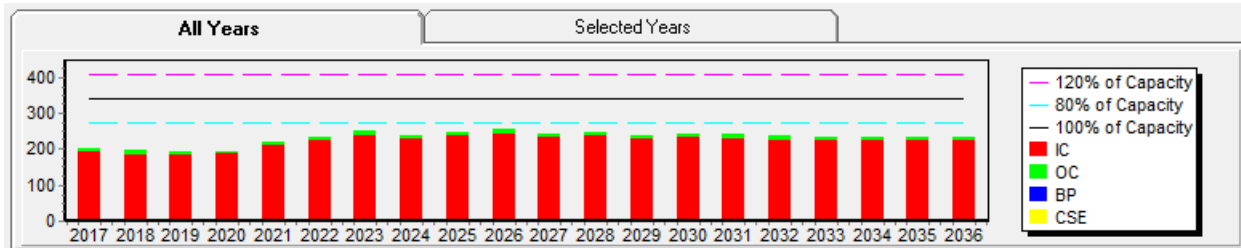
Grade	2017	2018	2019	2020	2021
JK	24	16	20	11	24
K	20	26	19	20	16
1	15	20	25	13	27
2	29	13	20	23	20
3	13	29	12	18	32
4	15	16	29	11	21
5	20	13	15	27	14
6	19	22	14	14	33
7	28	17	24	15	18
8	19	27	17	24	17
Total	202	199	195	176	222

Current Enrolment – October 31, 2022

Year	JK	K	1	2	3	4	5	6	7	8	Total
2022	25	26	19	27	23	31	22	18	33	19	243

10 Year Enrolment Projections

Grade	2023	2024	2025	2026	2027	2028	2029	2030	2031	2032
JK	22	19	20	20	20	20	19	19	19	19
SK	23	25	21	23	23	22	22	22	22	22
1	27	23	25	21	23	22	22	22	22	22
2	16	27	23	25	21	23	22	22	22	22
3	28	16	27	23	25	22	23	23	23	22
4	23	30	18	30	25	27	24	24	24	24
5	34	22	30	18	29	24	27	23	24	23
6	23	36	23	31	19	31	26	28	25	25
7	18	24	37	25	33	21	33	28	31	26
8	36	18	25	38	25	33	21	33	29	31
Total	250	240	249	254	243	245	239	244	241	236



Colonel Cameron Public School (Local User - Lambton Kent District School Board)

FCI 5 YEAR & EVENTS COSTS		FCI 10 YEAR & EVENTS COSTS	
42.00%	\$3,586,292	59.63%	\$5,091,992

Lambton Kent District School Board

School & Site Information Summary

School: Confederation Central School

Address: 2500 Confederation Line, Sarnia, ON N7T 7H3

*Family of Schools: Great Lakes Secondary School;
Northern Collegiate Institute & Vocational School*



OTG (On the Ground) Ministry Rated Capacity:	305
Gross Floor Area (GFA):	2,331 m ²
Site Acreage:	3.88 Hectares/9.587 Acres
Original Building Date/Additions:	1962/1965,1969
Grades:	JK-Grade 8
Programs:	Regular
Out of Area Students:	7

Confederation Central School

5 Year Enrolment History

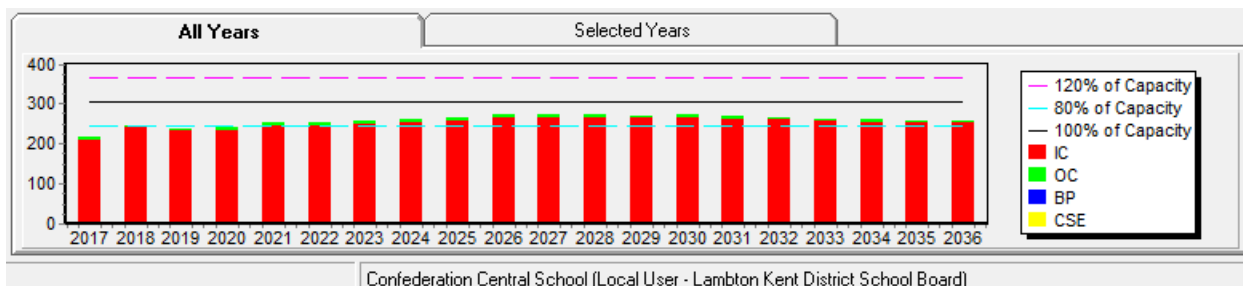
Grade	2017	2018	2019	2020	2021
JK	18	30	23	19	28
K	20	18	31	21	23
1	15	22	18	25	26
2	21	19	22	20	26
3	26	23	19	19	23
4	23	32	24	20	22
5	26	25	28	27	24
6	20	23	28	23	24
7	31	26	22	26	29
8	16	28	24	23	28
Total	216	246	239	223	253

Current Enrolment – October 31, 2022

Year	JK	K	1	2	3	4	5	6	7	8	Total
2022	23	31	25	30	31	24	23	25	24	32	268

10 Year Enrolment Projections

Grade	2023	2024	2025	2026	2027	2028	2029	2030	2031	2032
JK	26	25	24	25	23	24	23	24	23	24
SK	24	27	27	26	26	25	25	24	25	24
1	31	25	28	27	26	26	25	26	25	26
2	24	31	25	28	27	26	26	25	26	24
3	27	25	32	26	29	28	27	27	26	27
4	28	28	25	32	27	30	29	27	28	26
5	25	29	29	26	33	27	30	29	28	28
6	23	24	28	29	26	32	27	30	29	28
7	25	24	25	29	29	27	33	28	31	30
8	24	24	23	25	28	29	26	32	27	30
Total	257	262	266	273	274	274	271	272	268	267



FCI 5 YEAR & EVENTS COSTS		FCI 10 YEAR & EVENTS COSTS	
40.06%	\$3,044,899	45.82%	\$3,482,907

Lambton Kent District School Board

School & Site Information Summary

School: Dawn-Euphemia School

Address: 4587 Bentpath Line, Dresden, ON N0P 1M0

*Family of Schools: Lambton Central Collegiate & Vocational Institute;
Lambton Kent Composite School*



OTG (On the Ground) Ministry Rated Capacity:	256
Gross Floor Area (GFA):	1,958 m ²
Site Acreage:	4.46 Hectares/11.020 Acres
Original Building Date/Additions:	1964/None
Grades:	JK-Grade 8
Programs:	Regular
Out of Area Students:	1

Dawn-Euphemia School

5 Year Enrolment History

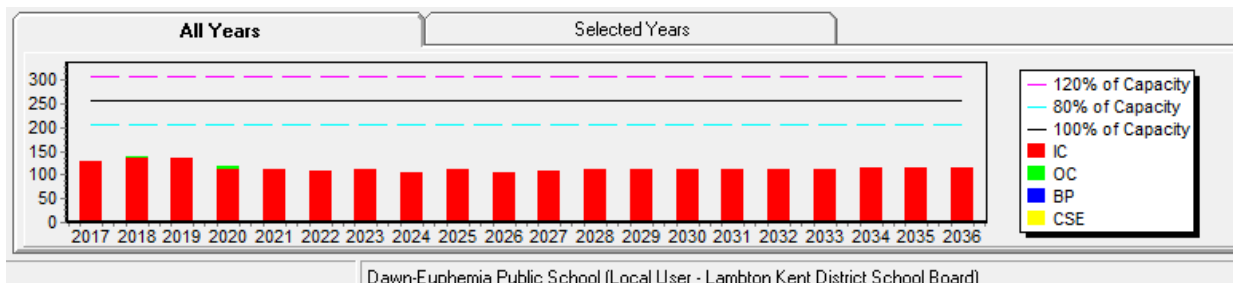
Grade	2017	2018	2019	2020	2021
JK	10	13	13	6	11
K	14	11	13	10	10
1	7	18	12	13	14
2	15	6	19	9	10
3	11	17	8	14	12
4	12	13	16	9	14
5	16	14	13	13	9
6	16	16	13	10	13
7	15	14	15	8	9
8	13	17	14	12	11
Total	129	139	136	104	113

Current Enrolment – October 31, 2022

Year	JK	K	1	2	3	4	5	6	7	8	Total
2022	10	13	11	14	11	13	14	9	16	10	121

10 Year Enrolment Projections

Grade	2023	2024	2025	2026	2027	2028	2029	2030	2031	2032
JK	10	7	9	9	9	9	9	9	9	9
SK	7	11	8	10	10	11	11	11	11	11
1	14	8	14	9	12	13	13	13	13	13
2	11	13	8	12	8	10	12	12	12	12
3	14	12	14	9	14	10	12	13	13	13
4	11	14	12	14	8	14	10	12	12	12
5	12	12	14	13	14	9	14	10	12	13
6	14	10	10	13	12	14	8	13	9	11
7	7	12	8	8	11	10	12	7	11	8
8	11	7	13	8	9	11	10	12	8	11
Total	111	106	110	105	107	111	111	112	110	113



FCI 5 YEAR & EVENTS COSTS	FCI 10 YEAR & EVENTS COSTS
42.16%	46.06%
\$2,840,672	\$3,103,673

Lambton Kent District School Board

School & Site Information Summary

School: Dresden Area Central School

Address: 941 North Street, Dresden, ON N0P 1M0

Family of Schools: Lambton Kent Composite School



OTG (On the Ground) Ministry Rated Capacity:	446
Gross Floor Area (GFA):	4,377 m ²
Site Acreage:	4.01 Hectares/9.908 Acres
Original Building Date/Additions:	1952/1956,1967,2012
Grades:	JK-Grade 8
Programs:	Regular
Out of Area Students:	19

Dresden Area Central School

5 Year Enrolment History

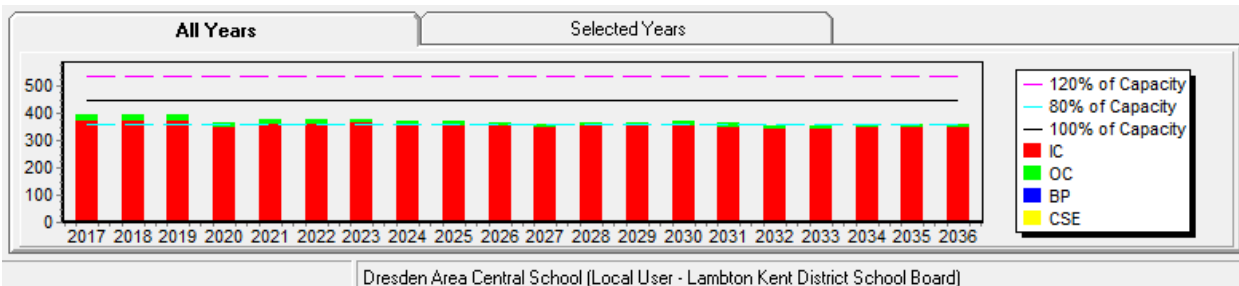
Grade	2017	2018	2019	2020	2021
JK	41	38	32	24	41
K	37	42	36	28	29
1	41	37	43	24	35
2	39	45	39	39	36
3	40	42	44	32	40
4	40	38	41	35	39
5	38	40	39	34	39
6	45	38	38	33	39
7	32	42	38	36	38
8	41	31	42	32	39
Total	394	393	392	317	375

Current Enrolment – October 31, 2022

Year	JK	K	1	2	3	4	5	6	7	8	Total
2022	39	44	28	36	36	43	37	39	39	38	379

10 Year Enrolment Projections

Grade	2023	2024	2025	2026	2027	2028	2029	2030	2031	2032
JK	34	32	34	36	35	36	35	36	35	36
SK	44	33	32	34	36	35	36	35	36	35
1	41	44	34	32	34	36	35	36	35	36
2	33	45	48	36	35	37	38	38	39	38
3	38	34	44	47	36	34	36	38	37	38
4	34	36	31	42	44	34	32	34	36	35
5	38	35	36	32	42	45	35	32	35	36
6	38	37	34	36	31	41	45	34	32	34
7	39	39	38	35	36	32	44	45	35	33
8	39	38	38	37	33	35	31	42	44	33
Total	378	373	369	367	362	365	367	370	364	354



Dresden Area Central School (Local User - Lambton Kent District School Board)

FCI 5 YEAR & EVENTS COSTS		FCI 10 YEAR & EVENTS COSTS	
57.31%	\$6,654,834	102.17%	\$11,863,451

Lambton Kent District School Board

School & Site Information Summary

School: East Lambton Elementary School

Address: 139 Centennial Avenue, Watford, ON N0M 2S0

Family of Schools: North Lambton Secondary School



OTG (On the Ground) Ministry Rated Capacity:	351
Gross Floor Area (GFA):	4,163 m ²
Site Acreage:	1.2 Hectares/2.965 Acres
Original Building Date/Additions:	1928/1955,1961,1973
Grades:	JK-Grade 8
Programs:	Regular
Out of Area Students:	1

East Lambton Elementary School

5 Year Enrolment History

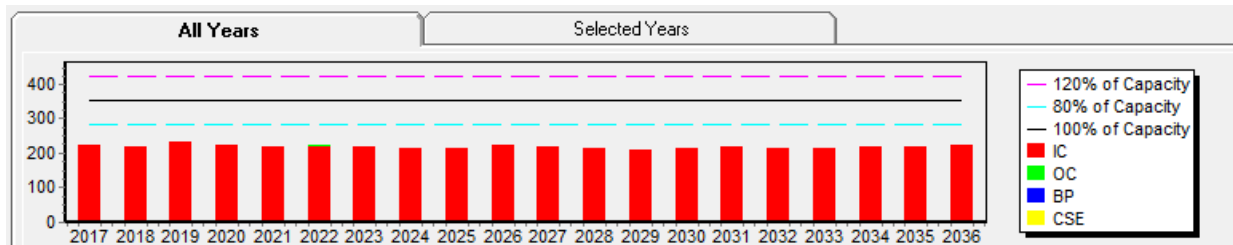
Grade	2017	2018	2019	2020	2021
JK	28	22	24	13	21
K	23	25	21	24	16
1	20	21	25	21	27
2	20	19	20	22	21
3	33	21	20	16	29
4	18	32	23	18	19
5	23	21	34	20	19
6	16	21	21	24	24
7	22	16	26	16	25
8	19	22	17	23	18
Total	222	220	231	197	219

Current Enrolment – October 31, 2022

Year	JK	K	1	2	3	4	5	6	7	8	Total
2022	38	25	14	26	22	29	19	20	23	24	240

10 Year Enrolment Projections

Grade	2023	2024	2025	2026	2027	2028	2029	2030	2031	2032
JK	19	18	20	21	21	21	21	21	21	21
SK	25	19	19	21	22	22	22	22	22	22
1	23	26	20	20	22	22	23	23	23	23
2	16	22	25	20	20	21	22	22	22	22
3	27	16	21	24	19	19	20	21	22	22
4	23	28	17	23	26	20	20	22	22	23
5	31	23	28	18	24	26	21	21	23	23
6	17	29	21	27	16	21	24	19	19	20
7	16	17	28	21	27	16	21	24	19	19
8	22	15	16	27	20	25	15	19	23	17
Total	219	213	215	222	217	213	209	214	216	212



East Lambton Elementary School (Local User - Lambton Kent District School Board)

FCI 5 YEAR & EVENTS COSTS		FCI 10 YEAR & EVENTS COSTS	
70.49%	\$6,080,774	100.18%	\$8,642,151

Lambton Kent District School Board

School & Site Information Summary

School: École Hillcrest Public School

Address: 433 First Avenue, Petrolia, ON N0N 1R0

Family of Schools: Lambton Central Collegiate & Vocational Institute



OTG (On the Ground) Ministry Rated Capacity:	259
Gross Floor Area (GFA):	2,240 m ²
Site Acreage:	3.56 Hectares/8.796 Acres
Original Building Date/Additions:	1972/2014
Grades:	JK-Grade 8
Programs:	Single Track French Immersion
Out of Area Students:	5

École Hillcrest Public School

5 Year Enrolment History

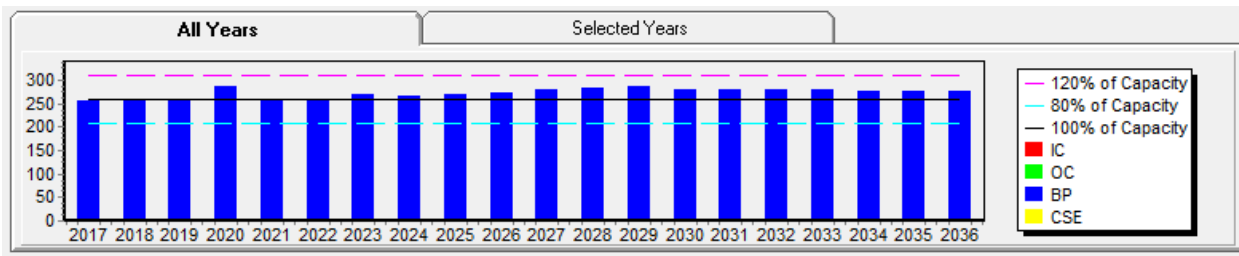
Grade	2017	2018	2019	2020	2021
JK	25	29	29	37	31
K	27	24	30	25	37
1	29	25	27	31	29
2	30	29	27	24	28
3	17	29	30	26	20
4	31	17	31	24	22
5	33	30	15	30	21
6	10	32	29	13	29
7	31	9	33	27	12
8	25	31	6	32	26
Total	258	255	257	269	255

Current Enrolment – October 31, 2022

Year	JK	K	1	2	3	4	5	6	7	8	Total
2022	28	32	34	26	29	22	23	25	29	14	262

10 Year Enrolment Projections

Grade	2023	2024	2025	2026	2027	2028	2029	2030	2031	2032
JK	35	34	34	34	34	34	33	33	33	33
SK	32	33	32	32	32	32	32	31	31	31
1	31	34	35	34	34	34	34	34	33	33
2	38	29	32	33	32	32	32	32	32	31
3	27	36	28	30	31	30	30	30	30	30
4	25	25	34	26	28	29	28	28	28	28
5	17	22	22	30	23	25	26	25	25	25
6	19	16	21	21	29	22	24	25	24	24
7	19	18	15	20	20	28	21	23	24	23
8	27	18	17	14	19	19	27	20	22	23
Total	270	265	270	274	282	285	287	281	282	281



École Hillcrest Public School (Local User - Lambton Kent District School Board)

FCI 5 YEAR & EVENTS COSTS		FCI 10 YEAR & EVENTS COSTS	
26.99%	\$1,878,835	33.38%	\$2,323,759

Lambton Kent District School Board

School & Site Information Summary

School: Errol Road Public School

Address: 989 Errol Road East, Sarnia, ON N7S 2E6

*Family of Schools: Northern Collegiate Institute & Vocational School;
Great Lakes Secondary School (bused)*



OTG (On the Ground) Ministry Rated Capacity:	458
Gross Floor Area (GFA):	3,715 m ²
Site Acreage:	4.2 Hectares/10.378 Acres
Original Building Date/Additions:	1956/1957,1960,1962,1963,1965,1971, 1972,1994,2014
Grades:	JK-Grade 8
Programs:	Regular; French Immersion;
Out of Area Students:	30

Errol Road Public School

5 Year Enrolment History

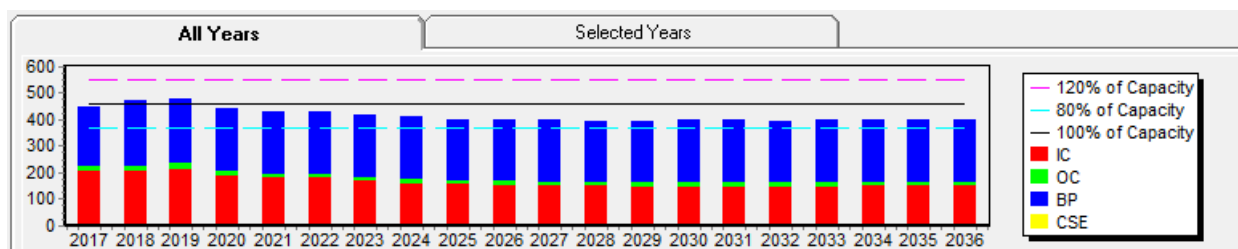
Grade	2017	2018	2019	2020	2021
JK	43	43	40	34	41
K	42	43	50	33	37
1	55	47	47	43	37
2	45	53	46	39	50
3	49	45	56	34	41
4	42	56	45	49	41
5	47	45	59	36	50
6	51	43	44	41	41
7	37	53	43	31	53
8	36	42	50	32	36
Total	447	470	480	372	427

Current Enrolment – October 31, 2022

Year	JK	K	1	2	3	4	5	6	7	8	Total
2022	40	41	39	37	51	43	45	53	43	54	446

10 Year Enrolment Projections

Grade	2023	2024	2025	2026	2027	2028	2029	2030	2031	2032
JK	40	38	40	39	40	40	39	39	39	39
SK	46	42	41	43	42	43	43	42	42	42
1	44	45	42	41	43	42	43	43	42	42
2	37	43	44	42	41	42	42	43	43	42
3	38	36	42	44	41	40	42	41	42	42
4	49	39	36	41	43	41	39	41	40	42
5	40	47	37	33	39	41	39	37	39	38
6	37	38	44	36	32	38	39	37	36	37
7	46	37	38	43	35	31	37	39	36	35
8	40	46	36	36	43	34	30	36	38	36
Total	417	411	400	398	399	392	393	398	397	395



Errol Road Public School (Local User - Lambton Kent District School Board)

FCI 5 YEAR & EVENTS COSTS		FCI 10 YEAR & EVENTS COSTS	
36.78%	\$3,953,407	48.61%	\$5,224,746

Lambton Kent District School Board

School & Site Information Summary

School: Errol Village Public School

Address: 3568 Egremont Road, Camlachie, ON N0N 1E0

Family of Schools: Northern Collegiate Institute & Vocational School



OTG (On the Ground) Ministry Rated Capacity:	190
Gross Floor Area (GFA):	1,872 m ²
Site Acreage:	4.92 Hectares/12.157 Acres
Original Building Date/Additions:	1961/1977,2011
Grades:	JK-Grade 8
Programs:	Regular
Out of Area Students:	28

Errol Village Public School

5 Year Enrolment History

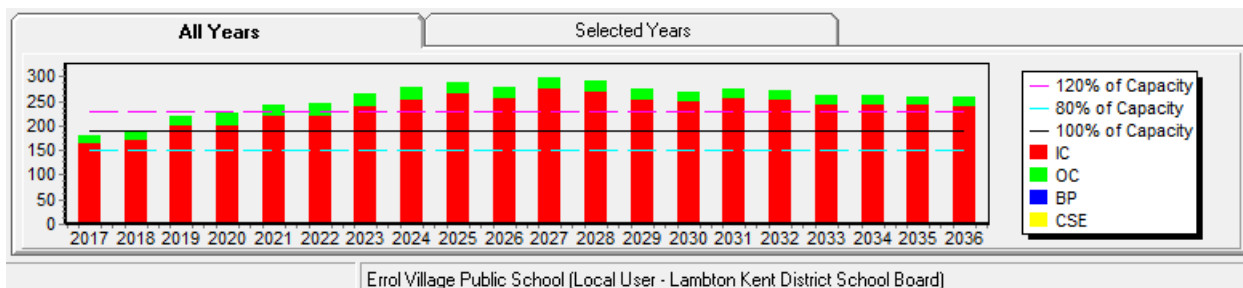
Grade	2017	2018	2019	2020	2021
JK	7	25	35	25	20
K	25	9	26	31	32
1	16	29	8	26	38
2	13	16	30	5	29
3	20	15	18	28	6
4	25	24	13	15	35
5	16	25	24	13	16
6	19	16	25	24	17
7	12	20	20	27	22
8	26	11	21	18	29
Total	179	190	220	212	244

Current Enrolment – October 31, 2022

Year	JK	K	1	2	3	4	5	6	7	8	Total
2022	30	24	32	39	29	8	35	18	18	20	253

10 Year Enrolment Projections

Grade	2023	2024	2025	2026	2027	2028	2029	2030	2031	2032
JK	37	31	30	30	28	29	27	28	27	28
SK	30	38	31	30	30	28	28	27	28	27
1	20	29	37	30	29	28	27	28	27	28
2	33	21	29	35	29	28	28	26	27	26
3	39	32	20	29	35	29	28	28	26	27
4	29	38	31	18	27	33	27	26	26	25
5	6	29	38	31	18	27	33	27	26	26
6	36	7	29	40	32	19	27	33	28	27
7	18	36	7	30	41	32	19	28	34	28
8	17	16	36	6	29	40	31	18	26	31
Total	265	277	288	279	298	293	275	269	275	273



FCI 5 YEAR & EVENTS COSTS	FCI 10 YEAR & EVENTS COSTS
46.36%	58.93%
\$2,615,975	\$3,325,234

Lambton Kent District School Board

School & Site Information Summary

School: Grand Bend Public School
Address: 15 Gill Road, Grand Bend, ON N0M 1T0

Family of Schools: North Lambton Secondary School



OTG (On the Ground) Ministry Rated Capacity:	248
Gross Floor Area (GFA):	2,707 m ²
Site Acreage:	1.04 Hectares/2.569 Acres
Original Building Date/Additions:	1952/1962,1965,2001,2014
Grades:	JK-Grade 8
Programs:	Regular
Out of Area Students:	4

Grand Bend Public School

5 Year Enrolment History

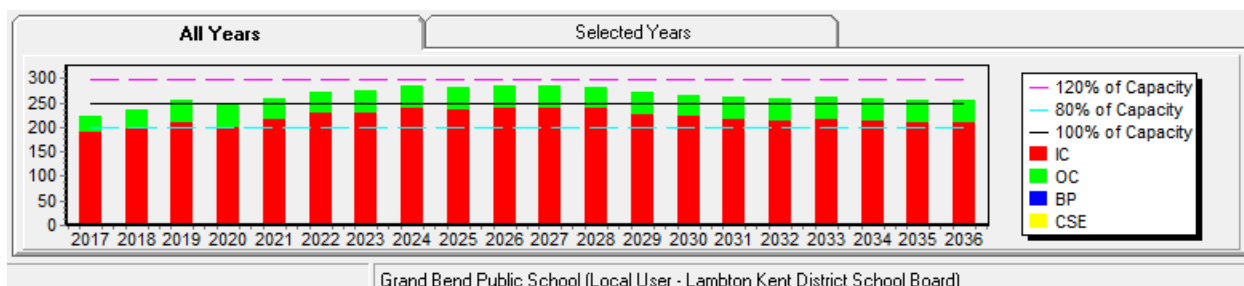
Grade	2017	2018	2019	2020	2021
JK	20	21	29	23	28
K	21	22	20	25	28
1	26	25	23	20	30
2	16	27	26	21	24
3	23	18	30	26	22
4	21	25	23	29	26
5	20	21	23	22	33
6	32	22	24	19	25
7	21	34	23	17	25
8	23	20	33	19	18
Total	223	235	254	221	259

Current Enrolment – October 31, 2022

Year	JK	K	1	2	3	4	5	6	7	8	Total
2022	25	25	31	34	25	23	27	30	27	27	274

10 Year Enrolment Projections

Grade	2023	2024	2025	2026	2027	2028	2029	2030	2031	2032
JK	22	27	25	25	24	24	24	24	24	24
SK	27	23	28	26	25	25	25	25	25	25
1	29	26	22	27	25	25	25	24	24	24
2	29	30	27	23	29	26	25	25	25	24
3	32	29	30	27	23	29	26	26	26	25
4	27	34	32	33	29	26	31	28	28	28
5	25	28	35	33	32	29	25	31	28	27
6	29	27	29	37	34	33	30	26	31	29
7	34	29	27	29	36	33	31	29	25	30
8	22	32	27	24	27	33	31	28	26	23
Total	276	285	282	284	284	283	273	266	262	259



FCI 5 YEAR & EVENTS COSTS		FCI 10 YEAR & EVENTS COSTS	
16.96%	\$1,096,168	31.48%	\$2,033,996

Lambton Kent District School Board

School & Site Information Summary

School: Gregory Drive Public School

Address: 180 Gregory Drive West, Chatham, ON N7L 2L4

Family of Schools: Chatham Kent Secondary School



OTG (On the Ground) Ministry Rated Capacity:	374
Gross Floor Area (GFA):	3,153 m ²
Site Acreage:	3.67 Hectares/9.068 Acres
Original Building Date/Additions:	1964/1988,1989,1991
Grades:	JK-Grade 8
Programs:	Regular
Out of Area Students:	5

Gregory Drive Public School

5 Year Enrolment History

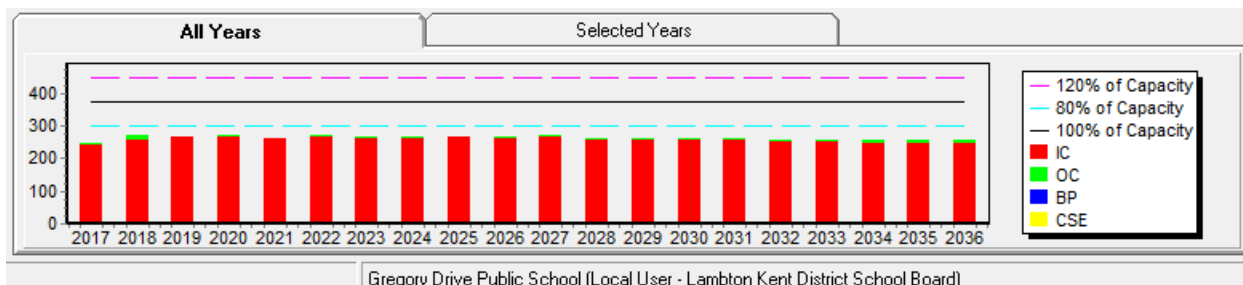
Grade	2017	2018	2019	2020	2021
JK	17	31	19	16	21
K	18	20	34	15	22
1	19	23	23	20	24
2	18	23	26	16	35
3	35	22	28	22	21
4	28	34	24	21	28
25	27	29	34	18	24
6	24	28	25	32	25
7	36	24	29	24	37
8	26	37	25	24	26
Total	248	271	267	208	263

Current Enrolment – October 31, 2022

Year	JK	K	1	2	3	4	5	6	7	8	Total
2022	27	26	24	24	36	22	28	27	24	37	275

10 Year Enrolment Projections

Grade	2023	2024	2025	2026	2027	2028	2029	2030	2031	2032
JK	21	22	20	21	19	20	19	20	19	20
SK	29	25	27	24	25	24	25	24	25	24
1	27	29	26	28	25	26	25	26	25	26
2	24	28	30	27	29	26	27	26	27	26
3	25	24	28	30	27	29	25	26	25	26
4	37	26	25	29	31	28	30	26	27	26
5	23	36	26	24	29	31	28	30	27	27
6	28	22	35	25	24	28	30	27	29	26
7	24	29	23	35	25	24	28	30	27	29
8	27	24	29	23	36	26	24	29	31	28
Total	265	265	269	266	270	262	261	264	262	258



Gregory Drive Public School (Local User - Lambton Kent District School Board)

FCI 5 YEAR & EVENTS COSTS		FCI 10 YEAR & EVENTS COSTS	
37.99%	\$3,559,643	45.04%	\$4,220,014

Lambton Kent District School Board

School & Site Information Summary

School: Hanna Memorial Public School

Address: 369 Maria Street, Sarnia, ON N7T 4T7

Family of Schools: Great Lakes Secondary School



OTG (On the Ground) Ministry Rated Capacity:	383
Gross Floor Area (GFA):	3,320 m ²
Site Acreage:	3.03 Hectares/7.487 Acres
Original Building Date/Additions:	1945/1950,1967
Grades:	JK-Grade 8
Programs:	Regular; Alternative Learning & Lifeskills
Out of Area Students:	14

Hanna Memorial Public School

5 Year Enrolment History

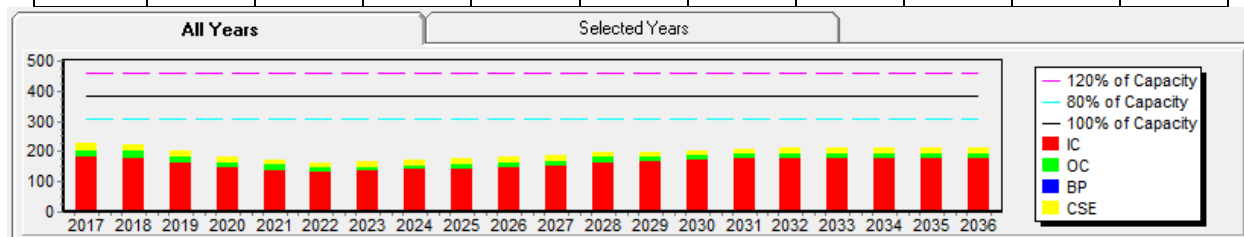
Grade	2017	2018	2019	2020	2021
JK	19	13	19	10	16
K	15	19	13	11	13
1	16	15	14	11	18
2	25	17	14	13	13
3	21	22	16	13	13
4	20	21	17	8	15
5	29	21	19	12	14
6	21	28	23	17	12
7	26	21	26	19	19
8	12	24	21	20	22
ALLP	21	19	19	19	18
Total	225	220	201	153	173

Current Enrolment – October 31, 2022

Year	JK	K	1	2	3	4	5	6	7	8	ALLP	Total
2022	19	20	19	18	15	14	15	13	11	17	16	177

10 Year Enrolment Projections

Grade	2023	2024	2025	2026	2027	2028	2029	2030	2031	2032
JK	20	19	18	19	18	19	18	19	18	19
SK	14	22	20	19	20	19	20	19	20	19
1	17	15	22	20	19	21	20	21	20	21
2	14	18	16	24	22	21	22	21	22	21
3	18	13	17	15	22	21	20	21	20	21
4	12	18	13	17	15	22	20	20	21	20
5	11	10	16	12	15	14	20	18	18	19
6	14	11	10	16	12	15	14	19	18	17
7	15	14	11	10	16	12	15	13	20	18
8	12	13	14	11	10	16	12	15	13	18
ALLP	18	18	18	18	18	18	18	18	18	18
Total	165	171	175	181	187	198	199	204	208	211



Hanna Memorial Public School (Local User - Lambton Kent District School Board)

FCI 5 YEAR & EVENTS COSTS	FCI 10 YEAR & EVENTS COSTS
45.35%	\$4,042,907
	53.75%
	\$4,792,593

Lambton Kent District School Board

School & Site Information Summary

School: Harwich-Raleigh Public School

Address: 231 Chatham Street South, Blenheim, ON N0P 1A0

Family of Schools: *Blenheim District High School*

Chatham Kent Secondary School (French Immersion)



OTG (On the Ground) Ministry Rated Capacity:	581
Gross Floor Area (GFA):	5,100 m ²
Site Acreage:	12.65 Hectares/31.258 Acres
Original Building Date/Additions:	1967/None
Grades:	JK-Grade 8
Programs:	Regular; French Immersion
Out of Area Students:	9

Harwich-Raleigh Public School

5 Year Enrolment History

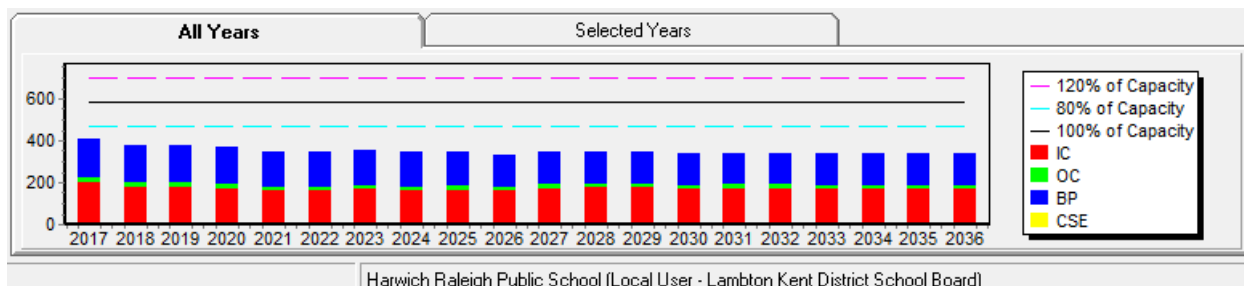
Grade	2017	2018	2019	2020	2021
JK	33	28	41	25	27
K	51	33	35	34	40
1	43	52	32	29	43
2	37	39	51	24	31
3	27	38	35	44	26
4	37	26	36	31	50
5	39	39	28	28	34
6	49	37	34	20	35
7	37	46	35	29	25
8	51	38	49	29	35
Total	404	376	376	293	346

Current Enrolment – October 31, 2022

Year	JK	K	1	2	3	4	5	6	7	8	Total
2022	21	27	39	41	33	28	48	39	34	29	339

10 Year Enrolment Projections

Grade	2023	2024	2025	2026	2027	2028	2029	2030	2031	2032
JK	38	31	33	33	33	33	33	33	33	33
SK	37	44	35	38	37	37	37	37	37	37
1	32	36	43	34	37	37	37	37	37	37
2	40	33	35	42	34	36	36	36	35	35
3	42	39	32	35	42	33	36	36	35	35
4	28	38	37	29	32	38	31	33	33	33
5	24	28	38	38	30	33	38	32	34	34
6	44	20	24	34	35	27	30	34	29	30
7	31	44	21	25	36	36	28	30	36	30
8	37	33	46	22	27	37	37	30	32	37
Total	353	346	344	330	343	347	343	338	341	341



FCI 5 YEAR & EVENTS COSTS		FCI 10 YEAR & EVENTS COSTS	
31.93%	\$4,628,192	35.87%	\$5,200,057

Lambton Kent District School Board

School & Site Information Summary

School: High Park Public School

Address: 757 Kember Avenue, Sarnia, ON N7S 2T3

*Family of Schools: Northern Collegiate Institute & Vocational School (French Immersion)
Great Lakes Secondary School*



OTG (On the Ground) Ministry Rated Capacity:	530
Gross Floor Area (GFA):	4,161 m ²
Site Acreage:	4.65 Hectares/11.490 Acres
Original Building Date/Additions:	1952/1958,1963,1970,2014
Grades:	JK-Grade 8
Programs:	Regular; French Immersion (JK-Gr. 6)
Out of Area Students:	24

High Park Public School

5 Year Enrolment History

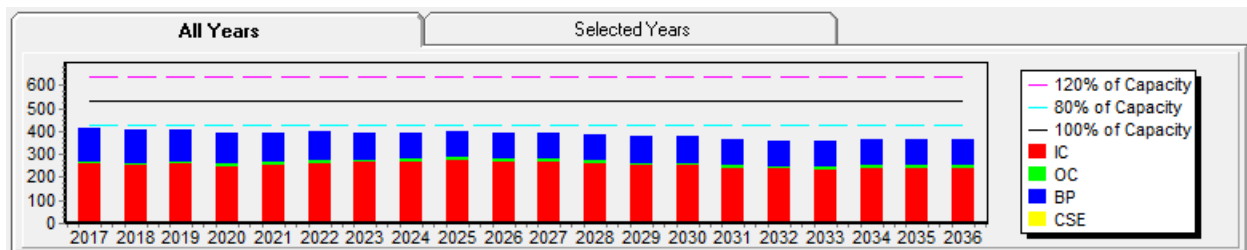
Grade	2017	2018	2019	2020	2021
JK	57	48	54	33	47
K	58	53	54	41	50
1	42	51	45	41	53
2	32	43	53	37	41
3	52	29	45	37	43
4	41	51	27	38	50
5	40	39	44	21	34
6	35	45	30	28	26
7	28	19	30	17	22
8	25	29	23	24	25
Total	410	407	405	317	391

Current Enrolment – October 31, 2022

Year	JK	K	1	2	3	4	5	6	7	8	Total
2022	59	55	50	60	49	51	58	40	31	26	479

10 Year Enrolment Projections

Grade	2023	2024	2025	2026	2027	2028	2029	2030	2031	2032
JK	46	41	43	44	43	44	43	44	43	44
SK	53	48	43	45	46	45	46	45	46	45
1	48	51	45	41	43	44	43	44	43	44
2	43	44	47	41	37	38	39	38	39	38
3	49	43	43	47	41	36	38	39	38	39
4	40	48	42	42	46	40	35	37	38	37
5	38	35	44	38	39	42	36	32	33	34
6	43	36	35	43	37	38	41	36	31	33
7	15	27	26	26	33	25	29	30	24	21
8	17	16	28	27	27	35	26	30	31	25
Total	392	389	396	394	392	387	376	375	366	360



High Park Public School (Local User - Lambton Kent District School Board)

FCI 5 YEAR & EVENTS COSTS		FCI 10 YEAR & EVENTS COSTS	
43.72%	\$5,204,955	59.12%	\$7,039,092

Lambton Kent District School Board

School & Site Information Summary

School: H.W. Burgess Public School

Address: 140 Lawrence Avenue, Wallaceburg, ON N8A 2B3

Family of Schools: Wallaceburg District Secondary School



OTG (On the Ground) Ministry Rated Capacity:	271
Gross Floor Area (GFA):	2,245 m ²
Site Acreage:	1.5 Hectares/3.706 Acres
Original Building Date/Additions:	1955/1960,1966,1991,2012
Grades:	JK-Grade 6
Programs:	Regular
Out of Area Students:	28

H.W. Burgess Public School

5 Year Enrolment History

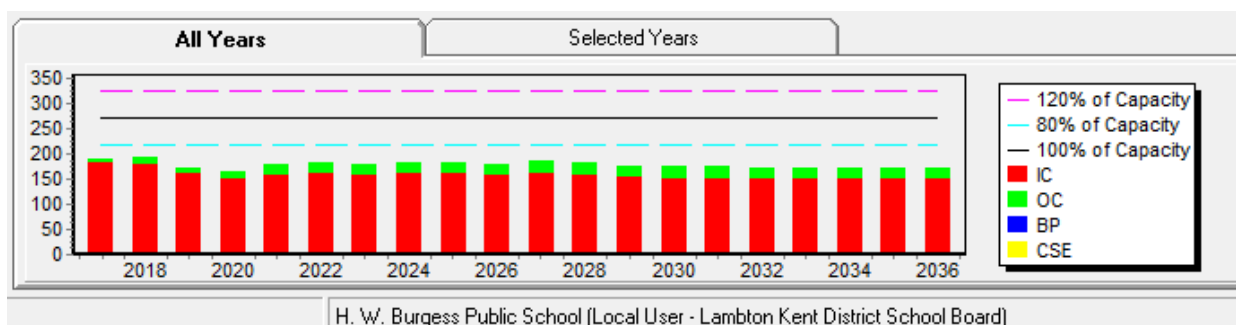
Grade	2017	2018	2019	2020	2021
JK	24	23	13	15	25
K	18	22	23	9	23
1	31	20	21	22	15
2	22	32	17	17	24
3	29	21	32	19	23
4	19	32	19	24	21
5	23	19	28	15	29
6	24	25	20	24	18
Total	190	194	173	145	178

Current Enrolment – October 31, 2022

Year	JK	K	1	2	3	4	5	6	Total
2022	25	26	24	16	23	21	20	30	185

10 Year Enrolment Projections

Grade	2023	2024	2025	2026	2027	2028	2029	2030	2031	2032
JK	19	22	20	21	20	21	20	21	20	21
SK	22	19	23	20	21	20	21	20	21	20
1	28	25	21	25	22	23	22	23	22	23
2	25	27	23	20	23	21	22	21	22	21
3	16	28	29	26	22	26	23	24	23	24
4	27	15	26	28	25	21	24	22	23	22
5	20	26	14	25	27	23	20	23	20	21
6	22	22	27	15	26	28	24	21	24	21
Total	179	184	183	180	186	183	176	175	175	173



FCI 5 YEAR & EVENTS COSTS		FCI 10 YEAR & EVENTS COSTS	
29.14%	\$2,023,483	50.99%	\$3,541,242

Lambton Kent District School Board

School & Site Information Summary

School: Indian Creek Road Public School

Address: 511 Indian Creek Road West, Chatham, ON N7M 0P5

Family of Schools: John McGregor Secondary School



OTG (On the Ground) Ministry Rated Capacity:	643
Gross Floor Area (GFA):	6,301 m ²
Site Acreage:	6.07 Hectares/14.998 Acres
Original Building Date/Additions:	1966/1970,1990,2004,2020
Grades:	JK-Grade 8
Programs:	Regular; Alternative Learning & Lifeskills
Out of Area Students:	32

Indian Creek Road Public School

5 Year Enrolment History

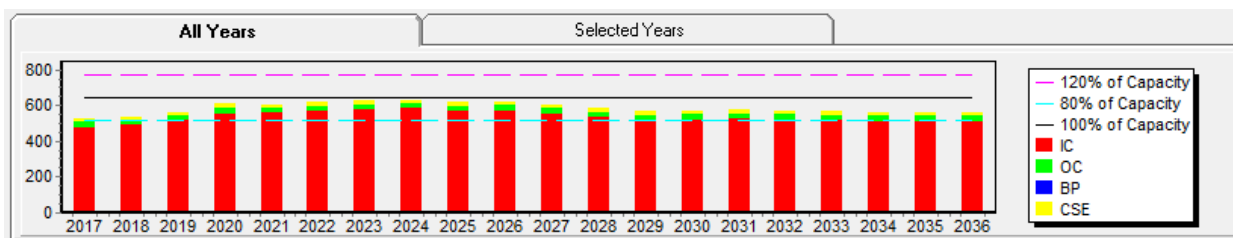
Grade	2017	2018	2019	2020	2021
JK	52	49	51	31	42
K	45	52	54	51	42
1	62	48	59	49	63
2	38	65	48	57	63
3	48	41	67	49	63
4	59	51	50	66	55
5	48	64	51	44	77
6	47	47	69	52	56
7	48	49	49	57	59
8	61	51	49	45	66
ALLP	22	21	17	20	19
Total	530	538	564	521	605

Current Enrolment – October 31, 2022

Year	JK	K	1	2	3	4	5	6	7	8	ALLP	Total
2022	54	50	50	64	64	67	65	80	56	65	20	635

10 Year Enrolment Projections

Grade	2023	2024	2025	2026	2027	2028	2029	2030	2031	2032
JK	46	48	46	46	46	45	45	45	45	45
SK	52	49	52	50	49	49	49	48	48	48
1	48	54	52	55	52	51	51	51	50	50
2	47	49	56	54	56	53	52	52	52	51
3	67	47	49	56	53	55	53	52	52	52
4	73	73	52	54	61	58	60	58	58	57
5	72	76	75	53	56	62	60	62	59	59
6	60	74	78	77	55	56	64	61	64	60
7	81	61	76	80	78	56	58	65	62	64
8	60	82	62	75	80	79	55	58	65	62
ALLP	19	19	19	19	19	19	19	19	19	19
Total	625	632	617	619	605	583	566	571	574	567



Indian Creek Road Public School (Local User - Lambton Kent District School Board)

FCI 5 YEAR & EVENTS COSTS		FCI 10 YEAR & EVENTS COSTS	
15.05%	\$2,151,369	26.73%	\$3,820,311

Lambton Kent District School Board

School & Site Information Summary

School: King George VI Public School - Chatham

Address: 227 Delaware Avenue, Chatham, ON N7L 2W5

Family of Schools: Chatham Kent Secondary School



OTG (On the Ground) Ministry Rated Capacity:	340
Gross Floor Area (GFA):	2,640 m ²
Site Acreage:	2.37 Hectares/5.856 Acres
Original Building Date/Additions:	1948/1959,1966,1991
Grades:	JK-Grade 8
Programs:	Regular
Out of Area Students:	11

King George VI Public School – Chatham

5 Year Enrolment

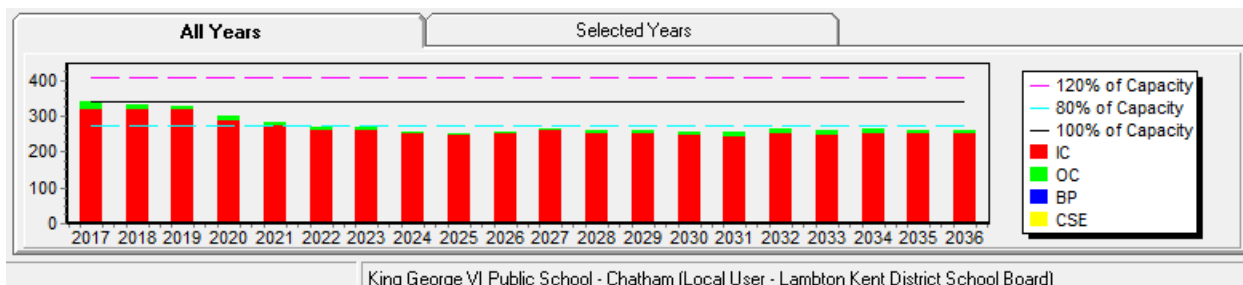
Grade	2017	2018	2019	2020	2021
JK	27	30	27	16	19
K	29	25	30	17	27
1	39	30	23	23	29
2	33	38	32	17	32
3	34	36	35	20	18
4	37	37	38	25	25
5	30	35	38	31	34
6	31	27	38	32	33
7	41	34	32	32	29
8	38	40	33	31	37
Total	339	332	326	244	283

Current Enrolment – October 31, 2022

Year	JK	K	1	2	3	4	5	6	7	8	Total
2022	18	23	27	28	40	26	31	38	35	31	297

10 Year Enrolment Projections

Grade	2023	2024	2025	2026	2027	2028	2029	2030	2031	2032
JK	24	17	21	20	20	20	20	20	20	20
SK	15	26	19	23	22	22	22	22	22	22
1	26	18	32	23	27	27	27	27	27	27
2	32	26	18	32	23	28	27	27	27	27
3	32	35	28	20	35	25	30	30	29	29
4	34	32	35	29	20	35	25	30	30	30
5	17	33	30	33	27	19	33	24	28	28
6	22	17	32	29	32	26	19	32	23	27
7	33	22	16	32	29	32	25	18	31	23
8	33	32	21	17	32	28	32	25	18	31
Total	268	258	252	258	267	262	260	255	255	264



FCI 5 YEAR & EVENTS COSTS	FCI 10 YEAR & EVENTS COSTS
32.78%	71.66%
\$2,614,006	\$5,714,038

Lambton Kent District School Board

School & Site Information Summary

School: King George VI Public School – Sarnia
Address: 585 O’Dell Avenue, Sarnia, ON N7V 4H7

*Family of Schools: Northern Collegiate Institute & Vocational School;
Great Lakes Secondary School (bused)*



OTG (On the Ground) Ministry Rated Capacity:	374
Gross Floor Area (GFA):	2,864 m ²
Site Acreage:	2.2 Hectares/5.436 Acres
Original Building Date/Additions:	1952/1955,1957,1972
Grades:	JK-Grade 8
Programs:	Regular
Out of Area Students:	9

King George VI Public School - Sarnia

5 Year Enrolment History

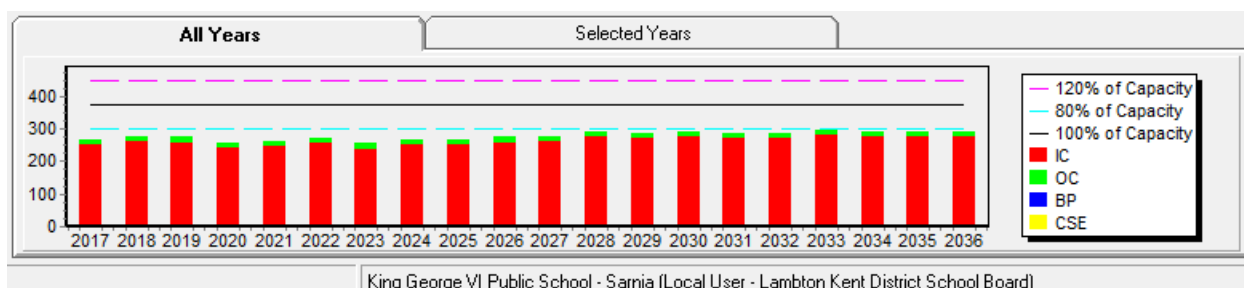
Grade	2017	2018	2019	2020	2021
JK	27	22	33	21	35
K	18	29	23	29	26
1	29	20	28	16	36
2	26	33	21	24	20
3	27	30	30	18	25
4	20	31	25	26	21
5	33	22	32	21	33
6	29	32	21	28	19
7	24	31	31	17	31
8	35	26	33	28	17
Total	268	276	277	228	263

Current Enrolment – October 31, 2022

Year	JK	K	1	2	3	4	5	6	7	8	Total
2022	24	33	25	31	21	24	19	38	17	31	263

10 Year Enrolment Projections

Grade	2023	2024	2025	2026	2027	2028	2029	2030	2031	2032
JK	22	31	29	29	29	29	29	29	29	29
SK	30	22	31	28	29	29	29	29	29	29
1	31	29	21	30	27	28	28	28	28	28
2	25	34	31	23	32	30	30	30	30	30
3	32	23	31	29	21	30	27	28	28	28
4	17	34	25	33	30	22	31	29	29	29
5	27	19	36	27	35	32	24	33	31	31
6	21	25	17	33	24	32	30	22	30	29
7	30	21	25	17	33	24	32	30	22	31
8	20	31	22	26	18	34	26	33	31	23
Total	255	269	268	275	278	290	286	291	287	287



King George VI Public School - Sarnia [Local User - Lambton Kent District School Board]

FCI 5 YEAR & EVENTS COSTS	FCI 10 YEAR & EVENTS COSTS
37.75%	58.65%
\$3,268,187	\$5,077,996

Lambton Kent District School Board

School & Site Information Summary

School: Kinnwood Central Public School

Address: 63 MacDonald Street, Forest, ON N0N 1J0

Family of Schools: North Lambton Secondary School



OTG (On the Ground) Ministry Rated Capacity:	331
Gross Floor Area (GFA):	3,896 m ²
Site Acreage:	5.54 Hectares/13.689 Acres
Original Building Date/Additions:	1962/1969,1983,1994,1998,2006
Grades:	JK-Grade 8
Programs:	Regular
Out of Area Students:	6

NB. Kinnwood Central Public School is one of four schools to be part of the new K-12 school being built in the Forest Area.

Kinnwood Central Public School

5 Year Enrolment History

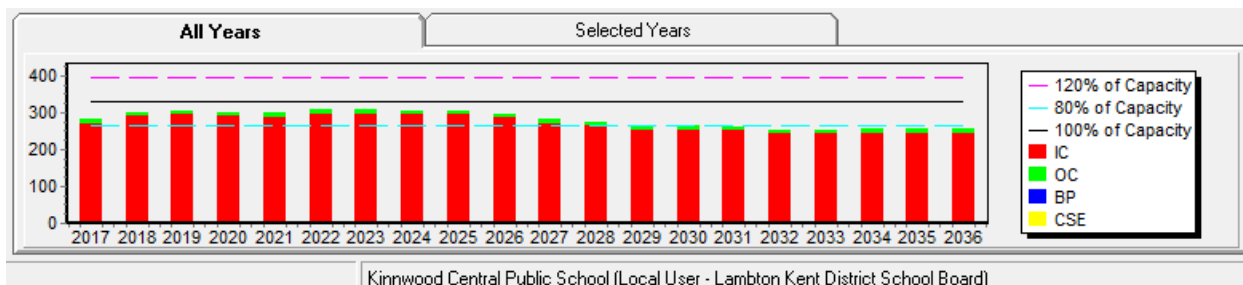
Grade	2017	2018	2019	2020	2021
JK	31	32	33	15	26
K	30	32	31	32	24
1	27	32	35	28	34
2	37	29	33	34	29
3	25	34	29	26	35
4	27	28	35	28	32
5	32	31	31	30	29
6	21	27	31	30	33
7	31	21	30	28	31
8	21	36	19	28	30
Total	282	302	307	279	303

Current Enrolment – October 31, 2022

Year	JK	K	1	2	3	4	5	6	7	8	Total
2022	30	28	21	34	32	36	33	32	36	32	314

10 Year Enrolment Projections

Grade	2023	2024	2025	2026	2027	2028	2029	2030	2031	2032
JK	22	22	23	23	23	23	23	23	23	23
SK	32	24	24	24	24	24	24	24	24	24
1	28	32	24	24	24	24	24	24	24	24
2	25	28	33	24	24	25	25	25	25	25
3	34	25	28	33	24	24	25	25	25	25
4	30	36	26	29	35	25	25	26	26	26
5	38	32	37	27	30	35	26	26	27	27
6	35	40	33	37	27	30	35	26	26	27
7	31	37	41	35	39	28	31	36	27	27
8	34	31	37	40	33	38	26	30	35	26
Total	309	307	306	296	283	276	264	265	262	254



Kinnwood Central Public School (Local User - Lambton Kent District School Board)

FCI 5 YEAR & EVENTS COSTS	FCI 10 YEAR & EVENTS COSTS
58.47%	69.96%
\$4,777,678	\$5,716,393

Lambton Kent District School Board

School & Site Information Summary

School: Lakeroad Public School

Address: 955 Lakeshore Road, Sarnia, ON N7V 2V3

*Family of Schools: Northern Collegiate Institute & Vocational School;
Great Lakes Secondary School (bused)*



OTG (On the Ground) Ministry Rated Capacity:	394
Gross Floor Area (GFA):	2962 m ²
Site Acreage:	2.02 Hectares/4.991 Acres
Original Building Date/Additions:	1946/1962,1967
Grades:	JK-Grade 8
Programs:	Regular
Out of Area Students:	10

Lakeroad Public School

5 Year Enrolment History

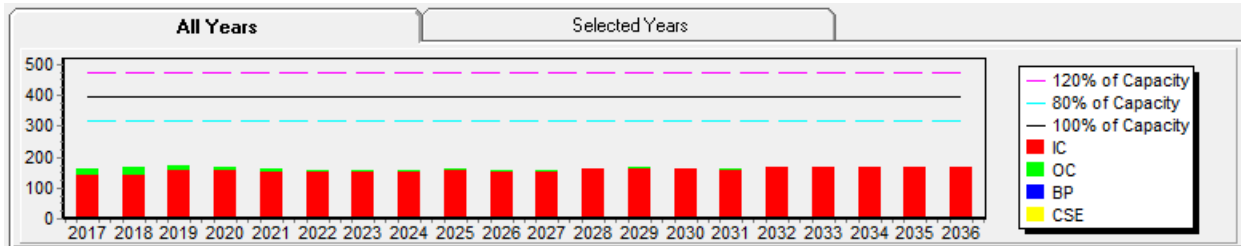
Grade	2017	2018	2019	2020	2021
JK	18	14	20	14	19
K	18	18	15	17	17
1	15	19	17	11	16
2	10	16	18	14	10
3	12	10	17	15	16
4	12	15	12	15	18
5	20	14	13	11	14
6	20	23	17	13	16
7	13	23	21	17	16
8	21	15	23	18	17
Total	159	167	173	145	159

Current Enrolment – October 31, 2022

Year	JK	K	1	2	3	4	5	6	7	8	Total
2022	13	20	14	18	13	16	21	16	14	17	162

10 Year Enrolment Projections

Grade	2023	2024	2025	2026	2027	2028	2029	2030	2031	2032
JK	16	19	18	18	18	18	18	18	18	18
SK	13	16	19	18	18	18	18	18	18	18
1	17	12	15	17	16	16	16	16	16	16
2	15	17	12	14	16	16	16	16	16	16
3	15	15	17	12	14	16	16	16	16	16
4	9	14	14	16	11	14	16	15	15	15
5	14	8	13	13	15	11	13	15	14	14
6	20	16	11	16	16	18	13	15	17	17
7	19	22	18	13	18	18	20	14	17	20
8	18	19	23	19	13	18	18	20	14	17
Total	156	158	160	156	155	163	164	163	161	167



Lakeroad Public School (Local User - Lambton Kent District School Board)

FCI 5 YEAR & EVENTS COSTS		FCI 10 YEAR & EVENTS COSTS	
53.26%	\$4,790,028	60.30%	\$5,422,713

Lambton Kent District School Board

School & Site Information Summary

School: Lambton Central Centennial Public School
Address: 3823 Oil Heritage Road, Petrolia, ON N0N 1R0

Family of Schools: Lambton Central Collegiate & Vocational Institute



OTG (On the Ground) Ministry Rated Capacity:	337
Gross Floor Area (GFA):	3,078 m ²
Site Acreage:	8.5 Hectares/21.003 Acres
Original Building Date/Additions:	1967/None
Grades:	JK-Grade 8
Programs:	Regular
Out of Area Students:	2

Lambton Central Centennial Public School

5 Year Enrolment History

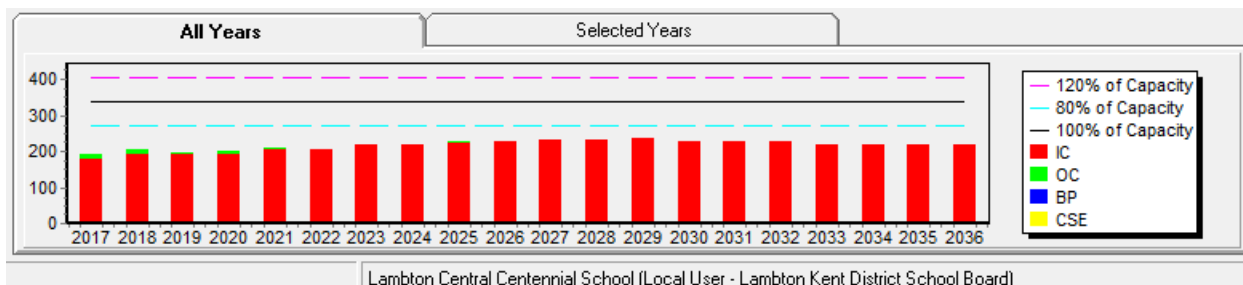
Grade	2017	2018	2019	2020	2021
JK	16	24	14	23	19
K	15	15	22	16	27
1	19	15	14	21	16
2	21	20	16	15	22
3	19	20	21	17	17
4	23	22	21	20	19
5	20	22	21	19	23
6	20	21	23	20	20
7	21	21	22	22	21
8	19	23	22	19	23
Total	193	203	196	192	207

Current Enrolment – October 31, 2022

Year	JK	K	1	2	3	4	5	6	7	8	Total
2022	17	21	27	20	21	20	21	24	21	22	214

10 Year Enrolment Projections

Grade	2023	2024	2025	2026	2027	2028	2029	2030	2031	2032
JK	24	19	19	19	19	19	19	19	19	19
SK	21	25	21	21	20	20	20	20	20	20
1	20	20	24	20	20	19	19	19	19	19
2	27	21	21	26	21	21	20	20	20	20
3	18	28	22	22	26	22	22	21	21	21
4	25	19	31	24	24	29	24	24	23	23
5	19	25	20	31	24	25	29	24	24	23
6	20	19	26	20	31	24	25	30	24	25
7	24	20	20	26	21	32	26	25	30	25
8	21	24	21	20	27	21	32	26	26	31
Total	219	220	225	229	233	232	236	228	226	226



Lambton Central Centennial School (Local User - Lambton Kent District School Board)

FCI 5 YEAR & EVENTS COSTS		FCI 10 YEAR & EVENTS COSTS	
39.50%	\$3,382,881	49.56%	\$4,245,130

Lambton Kent District School Board

School & Site Information Summary

School: Lansdowne Public School
Address: 95 Lansdowne Avenue, Sarnia, ON N7S 1G7

Family of Schools: Great Lakes Secondary School



OTG (On the Ground) Ministry Rated Capacity:	389
Gross Floor Area (GFA):	3,234 m ²
Site Acreage:	4.05 Hectares/10.007 Acres
Original Building Date/Additions:	1959/1960,1963,1966,1994,2008,2012
Grades:	JK – Grade 8
Programs:	Regular; Native Second Language
Out of Area Students:	41

Lansdowne Public School

5 Year Enrolment History

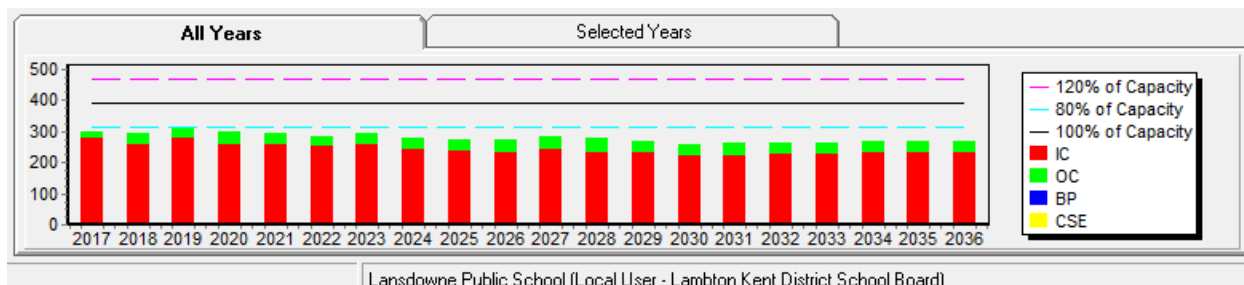
Grade	2017	2018	2019	2020	2021
JK	15	32	39	25	20
K	25	16	31	20	33
1	27	29	17	22	33
2	36	26	27	12	34
3	29	36	27	18	17
4	39	31	36	24	28
5	28	36	29	28	26
6	33	26	36	22	37
7	33	30	31	30	22
8	35	32	39	27	41
Total	300	294	312	228	291

Current Enrolment – October 31, 2022

Year	JK	K	1	2	3	4	5	6	7	8	Total
2022	26	28	33	31	31	19	30	26	38	22	284

10 Year Enrolment Projections

Grade	2023	2024	2025	2026	2027	2028	2029	2030	2031	2032
JK	22	18	21	22	22	22	22	22	22	22
SK	21	25	20	24	24	24	24	24	24	24
1	25	24	27	22	26	27	27	27	27	27
2	37	26	24	28	23	27	27	27	27	27
3	36	39	27	26	30	25	29	29	29	29
4	36	35	38	27	25	29	24	28	29	29
5	17	35	34	37	26	24	28	23	27	28
6	30	17	35	35	38	26	25	29	23	27
7	27	28	16	33	33	35	24	23	27	22
8	40	30	31	18	36	36	38	26	25	29
Total	291	277	273	272	283	275	268	258	260	264



Lansdowne Public School (Local User - Lambton Kent District School Board)

FCI 5 YEAR & EVENTS COSTS	FCI 10 YEAR & EVENTS COSTS
38.04%	48.13%
\$3,406,300	\$4,309,506

Lambton Kent District School Board

School & Site Information Summary

School: London Road Public School

Address: 240 London Road, Sarnia, ON N7T 4V8

Family of Schools: Great Lakes Secondary School



OTG (On the Ground) Ministry Rated Capacity:	282
Gross Floor Area (GFA):	2,600 m ²
Site Acreage:	0.98 Hectares/2.421 Acres
Original Building Date/Additions:	1975/None
Grades:	JK-Grade 8
Programs:	Regular
Out of Area Students:	15

London Road Public School

5 Year Enrolment History

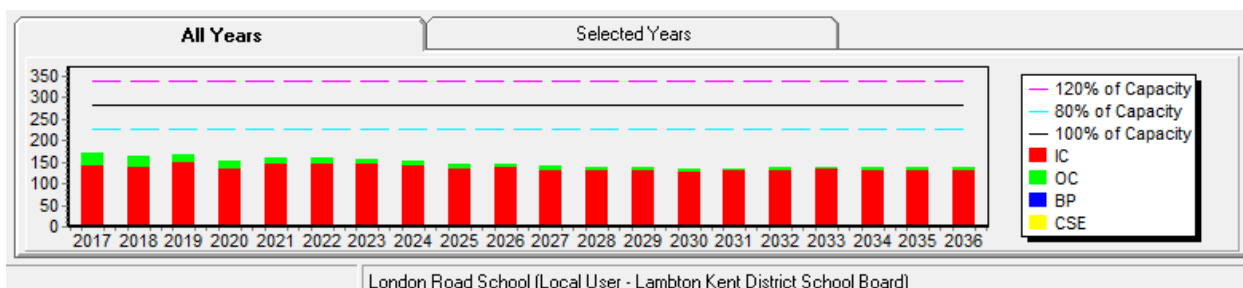
Grade	2017	2018	2019	2020	2021
JK	16	17	14	11	12
K	13	13	15	13	17
1	19	15	13	13	13
2	22	15	16	12	16
3	15	19	17	10	17
4	17	17	19	10	13
5	16	16	19	14	16
6	19	15	17	13	20
7	15	21	17	14	19
8	19	15	20	16	18
Total	171	163	167	126	161

Current Enrolment – October 31, 2022

Year	JK	K	1	2	3	4	5	6	7	8	Total
2022	21	14	16	16	15	17	13	13	20	20	165

10 Year Enrolment Projections

Grade	2023	2024	2025	2026	2027	2028	2029	2030	2031	2032
JK	11	14	13	13	13	13	13	13	13	13
SK	14	12	15	14	14	14	14	14	14	14
1	13	14	11	15	14	14	14	14	14	14
2	15	11	12	10	13	12	12	12	12	12
3	13	16	12	13	10	14	13	13	13	13
4	17	12	16	12	13	10	14	13	13	13
5	16	17	12	16	11	12	10	13	12	12
6	14	18	18	13	17	13	14	11	15	14
7	20	16	19	19	16	19	15	16	13	17
8	23	21	17	20	20	16	20	15	16	14
Total	156	151	145	145	141	137	139	134	135	136



FCI 5 YEAR & EVENTS COSTS		FCI 10 YEAR & EVENTS COSTS	
74.37%	\$5,094,933	80.44%	\$5,510,984

Lambton Kent District School Board

School & Site Information Summary

School: McNaughton Avenue Public School

Address: 480 McNaughton Avenue East, Chatham, ON N7L 2G9

Family of Schools: Chatham Kent Secondary School



OTG (On the Ground) Ministry Rated Capacity:	766
Gross Floor Area (GFA):	5,816 m ²
Site Acreage:	8.09 Hectares/19.990 Acres
Original Building Date/Additions:	1967/1992,2007,2014
Grades:	JK-Grade 8
Programs:	Regular; eLearning(as of September 2021); Alternative Learning & Lifeskills; French Immersion (JK-Gr. 8)
Out of Area Students:	6

McNaughton Avenue Public School

5 Year Enrolment History (in person + eLearning 2021)

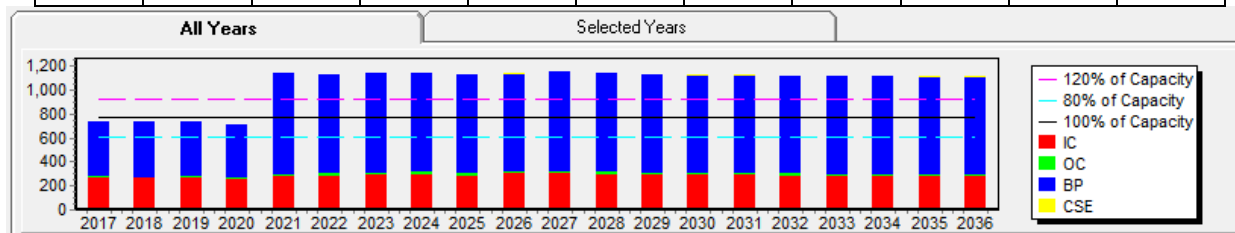
Grade	2017	2018	2019	2020	2021
JK	72	84	76	64	82
K	67	72	80	63	97
1	88	64	64	68	104
2	77	80	60	49	119
3	75	72	80	56	95
4	83	68	71	66	104
5	67	80	68	62	129
6	73	71	86	53	125
7	62	74	71	71	132
8	67	63	76	55	152
ALLP	0	0	0	0	4
Total	731	728	732	607	1143

Current Enrolment (in person & eLearning)– October 31, 2022

Enrolment Type	Year	JK	K	1	2	3	4	5	6	7	8	ALLP	Total
In-Person	2022	68	86	77	82	79	58	67	79	76	72	9	753
eLearning	2022	1	5	8	14	11	16	9	15	20	21		120

10 Year Enrolment Projections

Grade	2023	2024	2025	2026	2027	2028	2029	2030	2031	2032
JK	84	88	86	86	84	84	83	84	83	84
SK	99	98	101	99	98	96	96	95	96	95
1	97	99	97	101	99	98	96	96	95	96
2	112	110	111	110	114	111	110	108	109	108
3	120	113	113	112	111	115	112	111	109	110
4	117	117	110	109	109	107	112	109	108	106
5	104	127	127	120	120	119	118	122	120	118
6	115	106	128	129	122	121	121	119	124	121
7	145	129	120	143	144	136	136	135	134	139
8	141	146	130	122	144	145	138	138	137	136
ALLP	4	4	4	4	4	4	4	4	4	4
Total	1138	1137	1127	1135	1149	1136	1126	1121	1119	1117



McNaughton Ave Public School (Local User - Lambton Kent District School Board)

FCI 5 YEAR & EVENTS COSTS	FCI 10 YEAR & EVENTS COSTS
31.11%	43.38%
\$4,881,326	\$6,806,759

Lambton Kent District School Board

School & Site Information Summary

School: Merlin Area Public School

Address: 21184 Erie Street North, Merlin, ON N0P 1W0

*Family of Schools: Blenheim District High School;
John McGregor Secondary School;
Tilbury District High School*



OTG (On the Ground) Ministry Rated Capacity:	291
Gross Floor Area (GFA):	2,512 m ²
Site Acreage:	6.21 Hectares/15.344 Acres
Original Building Date/Additions:	1965/None
Grades:	JK-Grade 8
Programs:	Regular
Out of Area Students:	1

Merlin Area Public School

5 Year Enrolment History

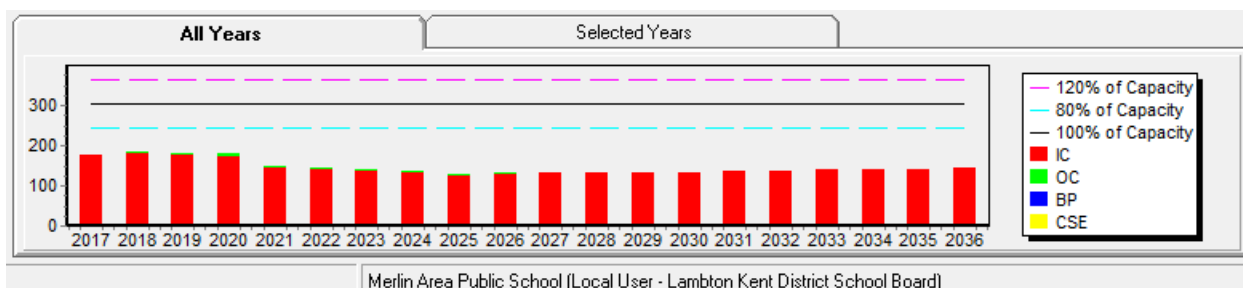
Grade	2017	2018	2019	2020	2021
JK	13	21	14	12	8
K	12	12	22	9	17
1	21	12	13	16	14
2	20	23	10	7	17
3	16	19	23	6	9
4	24	17	17	23	9
5	23	24	20	13	21
6	14	22	22	14	19
7	16	17	23	13	17
8	18	16	16	19	18
Total	177	183	180	132	149

Current Enrolment – October 31, 2022

Year	JK	K	1	2	3	4	5	6	7	8	Total
2022	16	13	14	13	21	11	10	19	19	18	154

10 Year Enrolment Projections

Grade	2023	2024	2025	2026	2027	2028	2029	2030	2031	2032
JK	10	12	11	11	11	12	12	12	12	12
SK	14	12	14	13	13	14	14	15	15	15
1	9	14	11	14	12	13	13	14	14	14
2	17	9	14	12	14	13	14	14	14	14
3	14	17	9	13	11	14	13	13	13	13
4	17	14	17	10	14	12	14	13	13	14
5	10	17	15	17	10	14	12	15	14	14
6	9	10	17	15	18	10	14	13	15	14
7	20	8	9	16	13	17	9	14	12	14
8	18	21	9	9	17	14	17	10	15	12
Total	138	134	126	130	133	133	132	133	137	136



FCI 5 YEAR & EVENTS COSTS		FCI 10 YEAR & EVENTS COSTS	
34.45%	\$2,850,245	40.08%	\$3,316,295

Lambton Kent District School Board

School & Site Information Summary

School: Mooretown-Courtright Public School

Address: 104 Moore Line, Mooretown, ON N0N 1M0

Family of Schools: Great Lakes Secondary School



OTG (On the Ground) Ministry Rated Capacity:	256
Gross Floor Area (GFA):	2,091 m ²
Site Acreage:	4.26 Hectares/10.526 Acres
Original Building Date/Additions:	1963/1966,1968
Grades:	JK-Grade 8
Programs:	Regular
Out of Area Students:	0

Mooretown-Courtright Public School

5 Year Enrolment History

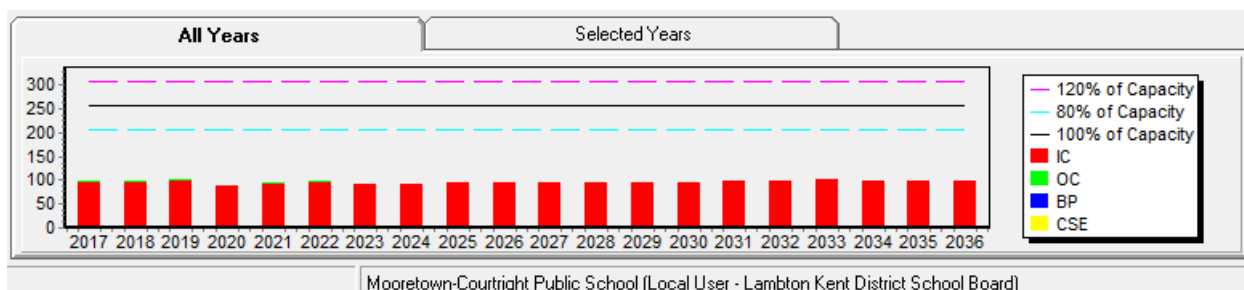
Grade	2017	2018	2019	2020	2021
JK	7	7	9	8	6
K	6	8	7	8	10
1	12	5	7	8	9
2	10	11	5	7	9
3	11	10	11	5	10
4	9	11	9	8	7
5	14	10	11	9	10
6	15	13	11	9	10
7	7	15	14	8	14
8	7	7	17	12	8
Total	98	97	101	82	93

Current Enrolment – October 31, 2022

Year	JK	K	1	2	3	4	5	6	7	8	Total
2022	11	6	11	11	9	10	7	13	13	15	106

10 Year Enrolment Projections

Grade	2023	2024	2025	2026	2027	2028	2029	2030	2031	2032
JK	6	10	9	9	9	9	9	9	9	9
SK	10	6	10	9	9	9	9	9	9	9
1	6	10	6	10	9	9	9	9	9	9
2	10	6	10	6	10	9	9	9	9	9
3	10	11	7	11	7	11	10	10	10	10
4	10	10	11	7	11	7	11	10	10	10
5	11	11	11	12	8	12	8	12	11	11
6	7	10	10	10	11	7	11	7	11	10
7	10	8	11	11	11	12	8	12	8	12
8	11	10	8	11	11	11	12	8	12	8
Total	91	92	93	96	96	96	96	95	98	97



FCI 5 YEAR & EVENTS COSTS	FCI 10 YEAR & EVENTS COSTS
50.87%	64.58%
\$3,427,249	\$4,351,305

Lambton Kent District School Board

School & Site Information Summary

School: Naahii Ridge Public School

Address: 20473 Victoria Road, R.R. #3, Ridgetown, ON N0P 2C0

Family of Schools: Ridgetown District High School



OTG (On the Ground) Ministry Rated Capacity:	375
Gross Floor Area (GFA):	3,944 m ²
Site Acreage:	7.78 Hectares/19.224 Acres
Original Building Date/Additions:	1966/2013
Grades:	JK-Grade 6
Programs:	Regular; Native Second Language
Out of Area Students:	2

Naahii Ridge Public School

5 Year Enrolment History

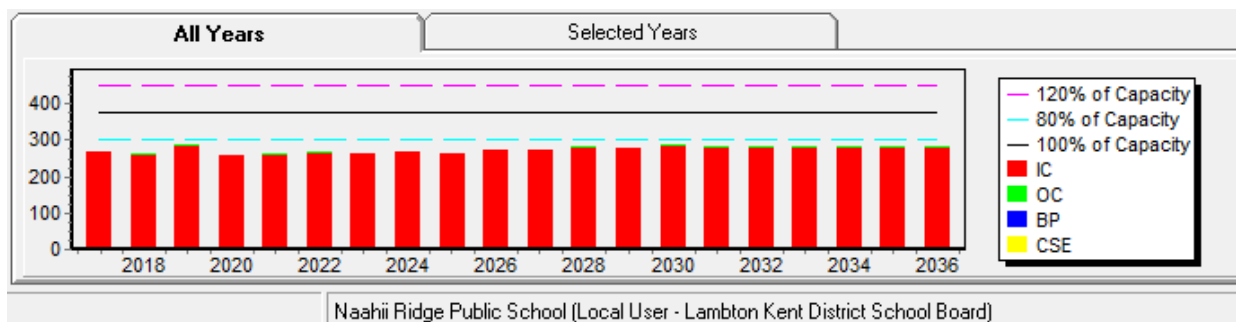
Grade	2017	2018	2019	2020	2021
JK	27	17	34	17	31
K	21	32	20	27	26
1	38	30	40	18	32
2	30	42	33	30	24
3	32	30	47	23	41
4	43	37	30	38	35
5	31	42	39	21	44
6	45	32	44	31	27
Total	267	262	287	205	260

Current Enrolment – October 31, 2022

Year	JK	K	1	2	3	4	5	6	Total
2022	28	43	31	37	27	39	35	49	289

10 Year Enrolment Projections

Grade	2023	2024	2025	2026	2027	2028	2029	2030	2031	2032
JK	35	30	30	30	30	30	30	30	30	30
SK	25	37	32	32	32	32	32	32	32	32
1	37	29	41	36	36	36	36	36	36	36
2	31	38	30	41	36	36	36	36	36	36
3	34	32	38	30	42	37	37	37	37	37
4	26	35	33	40	31	43	38	38	38	38
5	42	25	33	31	37	29	40	36	36	36
6	34	42	24	32	30	37	29	40	35	35
Total	264	268	261	272	274	280	278	285	280	280



FCI 5 YEAR & EVENTS COSTS		FCI 10 YEAR & EVENTS COSTS	
46.58%	\$3,959,547	47.23%	\$4,015,170

Lambton Kent District School Board

School & Site Information Summary

School: P.E. McGibbon Public School

Address: 217 Russell Street, Sarnia, ON N7T 3L6

Family of Schools: Great Lakes Secondary School



OTG (On the Ground) Ministry Rated Capacity:	530
Gross Floor Area (GFA):	4,487 m ²
Site Acreage:	1.42 Hectares/3.508 Acres
Original Building Date/Additions:	2010/None
Grades:	JK-Grade 8
Programs:	Regular
Out of Area Students:	28

P.E. McGibbon Public School

5 Year Enrolment History

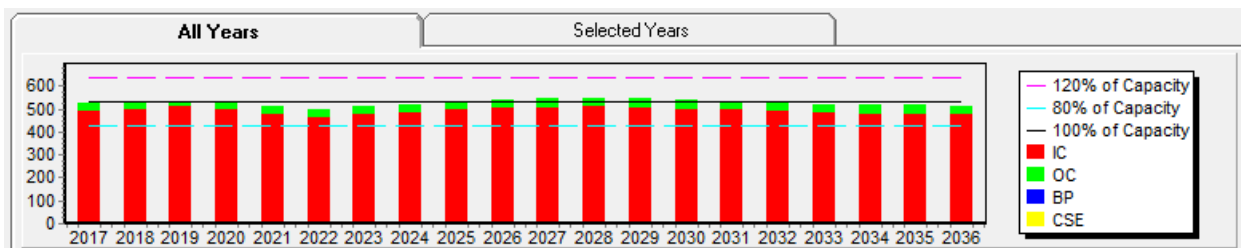
Grade	2017	2018	2019	2020	2021
JK	45	45	47	40	48
K	46	48	44	42	55
1	45	47	53	39	54
2	53	45	48	46	50
3	57	54	47	40	50
4	72	51	55	34	47
5	58	78	52	44	44
6	61	60	76	37	48
7	43	58	58	59	48
8	44	40	55	51	66
Total	524	526	535	432	510

Current Enrolment – October 31, 2022

Year	JK	K	1	2	3	4	5	6	7	8	Total
2022	43	57	53	53	49	51	49	41	54	52	502

10 Year Enrolment Projections

Grade	2023	2024	2025	2026	2027	2028	2029	2030	2031	2032
JK	53	44	47	47	46	45	44	44	44	44
SK	55	61	51	53	52	52	51	50	50	50
1	58	58	64	53	56	55	54	53	53	53
2	57	57	57	63	54	56	55	54	53	52
3	56	59	59	59	65	55	57	57	56	55
4	52	55	59	59	59	65	55	57	56	55
5	49	52	55	59	59	58	65	54	56	56
6	46	48	51	54	57	57	57	63	53	55
7	41	43	46	48	52	55	54	54	61	51
8	42	39	40	43	45	49	52	52	52	57
Total	509	516	529	538	545	547	544	538	534	528



P. E. McGibbon Public School (Local User - Lambton Kent District School Board)

FCI 5 YEAR & EVENTS COSTS		FCI 10 YEAR & EVENTS COSTS	
1.97%	\$239,742	18.25%	\$2,220,134

Lambton Kent District School Board

School & Site Information Summary

School: Plympton-Wyoming Public School

Address: 606 Thames Street, Wyoming, ON N0N 1T0

Family of Schools: Lambton Central Collegiate & Vocational Institute



OTG (On the Ground) Ministry Rated Capacity:	257
Gross Floor Area (GFA):	2,942 m ²
Site Acreage:	2.43 Hectares/6.004 Acres
Original Building Date/Additions:	1965/1972,1976,2018
Grades:	Grade JK-8
Programs:	Regular; Alternative Learning & Lifeskills
Out of Area Students:	1

Plympton-Wyoming Public School

5 Year Enrolment History

History for South Plympton/Wyoming

Grade	2017	Grade	2017
JK	15	4	8
K	21	5	22
1	29	6	25
2	23	7	27
3	24	8	32
4	14	ALLP	7
Total	126	Total	121

Plympton-Wyoming

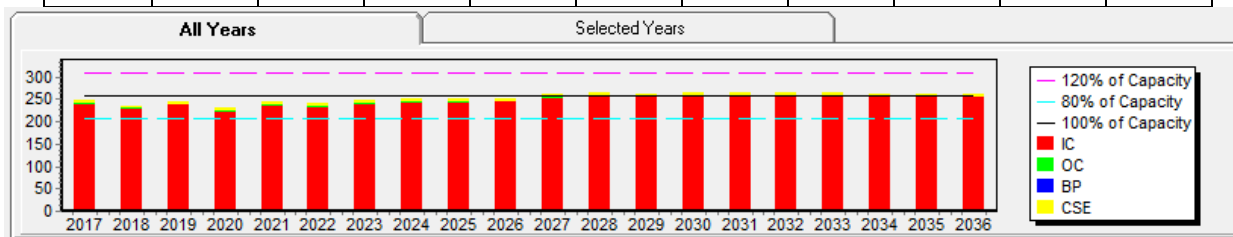
Grade	2018	2019	2020	2021
JK	17	26	20	27
K	21	21	25	22
1	22	19	20	27
2	30	23	14	24
3	22	29	21	16
4	21	27	27	25
5	24	24	23	26
6	22	23	21	25
7	25	23	23	22
8	25	23	17	23
ALLP	5	7	8	8
Total	234	245	219	245

Current Enrolment – October 31, 2022

Year	JK	K	1	2	3	4	5	6	7	8	ALLP	Total
2022	34	28	26	25	27	16	26	26	24	21	8	261

10 Year Enrolment Projections

Grade	2023	2024	2025	2026	2027	2028	2029	2030	2031	2032
JK	27	29	25	25	25	25	25	25	25	25
SK	23	28	30	26	26	26	26	26	26	26
1	28	23	28	30	26	26	26	26	26	26
2	23	28	23	28	30	26	26	26	26	26
3	27	22	28	23	27	29	26	26	26	26
4	25	27	22	28	23	28	30	26	26	26
5	16	24	27	22	28	23	27	29	26	26
6	24	16	23	26	21	28	22	27	29	25
7	24	23	15	22	25	20	26	21	25	27
8	23	23	22	14	22	25	19	26	21	25
ALLP	8	8	8	8	8	8	8	8	8	8
Total	248	251	251	252	261	264	261	266	264	266



Plympton-Wyoming Public School (Local User - Lambton Kent District School Board)

FCI 5 YEAR & EVENTS COSTS		FCI 10 YEAR & EVENTS COSTS	
5.19%	\$377,472	11.57%	\$841,677

Lambton Kent District School Board

School & Site Information Summary

School: Queen Elizabeth II Public School - Chatham
Address: 79 Eugenie Street, Chatham, ON N7M 3Y9

Family of Schools: John McGregor Secondary School



OTG (On the Ground) Ministry Rated Capacity:	442
Gross Floor Area (GFA):	3,961 m ²
Site Acreage:	3.54 Hectares/8.747 Acres
Original Building Date/Renovations:	1952/1954,1959,1967,1993,2002
Grades:	JK-Grade 8
Programs:	Regular
Out of Area Students:	19

Queen Elizabeth II Public School - Chatham

5 Year Enrolment History

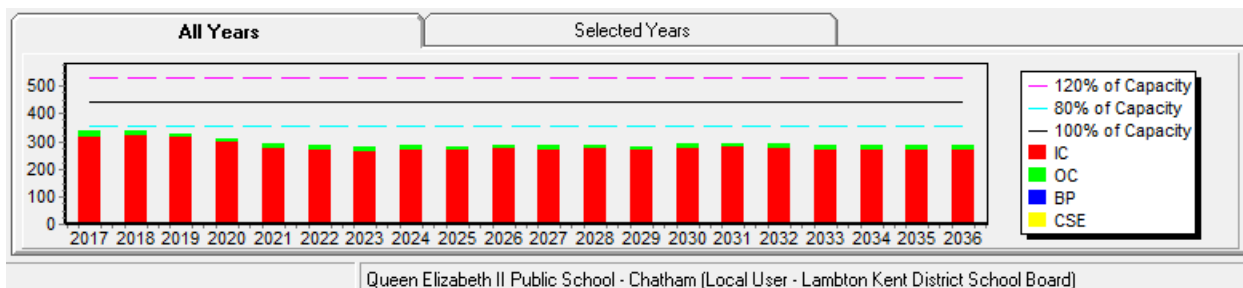
Grade	2017	2018	2019	2020	2021
JK	31	29	35	15	26
K	34	34	27	29	20
1	33	34	35	22	38
2	31	32	35	32	29
3	38	31	33	21	35
4	35	42	32	30	26
5	30	39	34	22	33
6	37	30	35	22	23
7	37	31	31	24	31
8	33	38	29	27	29
Total	339	340	326	244	290

Current Enrolment – October 31, 2022

Year	JK	K	1	2	3	4	5	6	7	8	Total
2022	27	28	25	42	31	37	28	28	27	30	303

10 Year Enrolment Projections

Grade	2023	2024	2025	2026	2027	2028	2029	2030	2031	2032
JK	31	27	26	27	26	27	26	27	26	27
SK	31	35	30	29	30	29	30	29	30	29
1	29	32	36	31	30	31	30	31	30	31
2	20	29	32	36	32	30	31	30	31	30
3	37	20	29	32	36	31	30	31	30	31
4	30	39	22	31	34	39	33	32	33	32
5	32	26	35	19	27	30	34	29	28	29
6	22	31	24	33	18	26	28	32	28	27
7	29	19	28	22	30	15	23	26	29	25
8	19	27	18	27	20	29	14	22	25	28
Total	280	285	280	287	283	287	279	289	290	289



FCI 5 YEAR & EVENTS COSTS	FCI 10 YEAR & EVENTS COSTS
22.70%	60.12%
\$2,388,865	\$6,325,982

Lambton Kent District School Board

School & Site Information Summary

School: Queen Elizabeth II Public School - Petrolia

Address: 4079 Maple Street, Petrolia, ON N0N 1R0

Family of Schools: *Lambton Central Collegiate & Vocational Institute*



OTG (On the Ground) Ministry Rated Capacity:	397
Gross Floor Area (GFA):	3,554 m ²
Site Acreage:	2.94 Hectares/7.264 Acres
Original Building Date/Additions:	1953/1961,1965,1971,1995,2014
Grades:	JK-Grade 8
Programs:	Regular
Out of Area Students:	4

Queen Elizabeth II Public School - Petrolia

5 Year Enrolment History

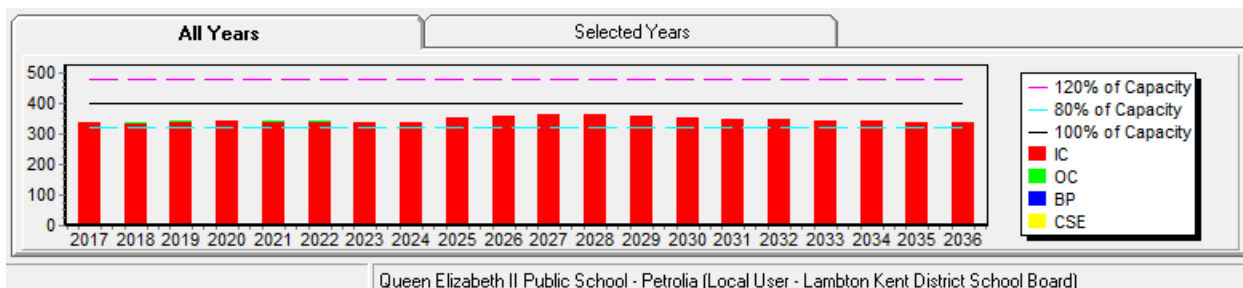
Grade	2017	2018	2019	2020	2021
JK	31	34	38	31	35
K	31	32	33	33	34
1	23	35	35	31	40
2	33	24	34	26	33
3	35	35	23	27	28
4	29	38	35	21	33
5	43	31	39	33	23
6	36	39	30	34	33
7	32	34	39	32	41
8	45	34	34	34	39
Total	338	336	340	302	339

Current Enrolment – October 31, 2022

Year	JK	K	1	2	3	4	5	6	7	8	Total
2022	30	37	37	44	33	31	35	21	36	45	349

10 Year Enrolment Projections

Grade	2023	2024	2025	2026	2027	2028	2029	2030	2031	2032
JK	36	31	33	33	32	32	31	31	31	31
SK	32	36	32	33	33	32	32	31	31	31
1	39	35	39	34	37	36	35	34	34	34
2	37	38	35	39	34	36	36	35	34	34
3	39	36	37	34	38	33	35	34	34	33
4	34	41	39	40	37	40	36	37	37	36
5	30	34	42	39	40	37	40	36	38	37
6	33	29	32	40	36	38	34	38	34	36
7	21	33	28	31	40	36	37	34	37	33
8	36	23	35	31	34	42	39	40	37	40
Total	337	336	352	354	361	362	355	350	347	345



FCI 5 YEAR & EVENTS COSTS		FCI 10 YEAR & EVENTS COSTS	
9.48%	\$930,804	34.23%	\$3,359,858

Lambton Kent District School Board

School & Site Information Summary

School: Queen Elizabeth II Public School - Sarnia

Address: 60 Aberdeen Street, Sarnia, ON N7S 2N8

Family of Schools: *Great Lakes Secondary School*



OTG (On the Ground) Ministry Rated Capacity:	475
Gross Floor Area (GFA):	3,128 m ²
Site Acreage:	3.89 Hectares/9.612 Acres
Original Building Date:	1953/1956,1957,1958,1962,1970
Grades:	JK-Grade 8
Programs:	Regular; Native Second Language
Out of Area Students:	13

Queen Elizabeth II Public School - Sarnia

5 Year Enrolment History

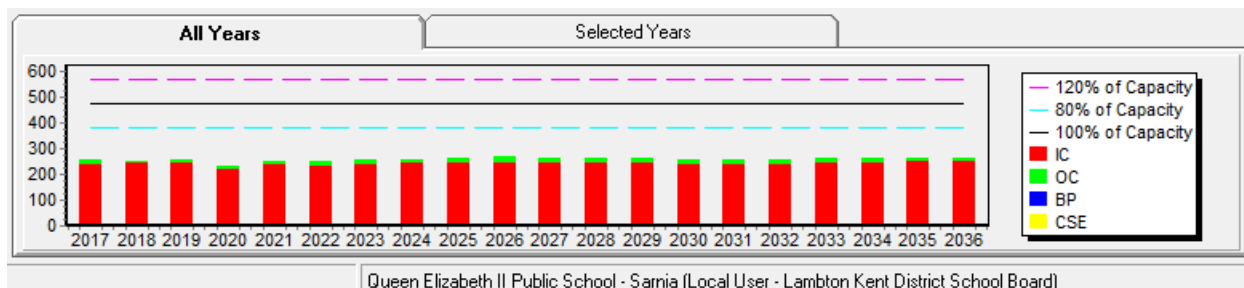
Grade	2017	2018	2019	2020	2021
JK	20	19	28	17	29
K	23	26	22	22	27
1	20	22	26	15	26
2	19	22	26	20	22
3	23	20	23	18	31
4	31	25	24	17	24
5	34	25	26	18	23
6	28	36	28	17	22
7	34	22	35	25	18
8	25	36	19	24	28
Total	257	253	257	193	250

Current Enrolment – October 31, 2022

Year	JK	K	1	2	3	4	5	6	7	8	Total
2022	21	25	24	27	24	27	28	21	25	19	241

10 Year Enrolment Projections

Grade	2023	2024	2025	2026	2027	2028	2029	2030	2031	2032
JK	20	21	22	22	22	22	23	23	23	23
SK	22	21	22	24	24	24	25	25	25	25
1	32	22	21	22	24	24	24	24	25	25
2	29	33	23	23	24	25	25	26	26	26
3	32	32	35	25	25	26	27	27	28	28
4	26	33	33	36	26	25	27	28	28	29
5	32	26	33	33	36	26	25	26	28	28
6	24	32	26	33	33	36	26	25	26	28
7	21	21	29	23	29	30	33	23	23	24
8	18	19	19	27	22	28	29	32	22	21
Total	256	260	263	268	265	266	264	259	254	257



FCI 5 YEAR & EVENTS COSTS	FCI 10 YEAR & EVENTS COSTS
44.81%	52.63%
\$4,797,816	\$5,636,195

Lambton Kent District School Board

School & Site Information Summary

School: Ridgetown District High School-Grade 7&8

Address: 9 Harold Street North, Ridgetown, ON N0P 2C0

Family of Schools: Ridgetown District High School



OTG (On the Ground) Ministry Rated Capacity:	92
Gross Floor Area (GFA):	8,710 m ²
Site Acreage:	3.04 Hectares/7.511 Acres
Original Building Date/Additions:	1953/1962,1971
Grades:	Grade 7-8
Programs:	Regular; Native Second Language
Out of Area Students:	0

Ridgetown District High School-Grade 7&8

5 Year Enrolment History

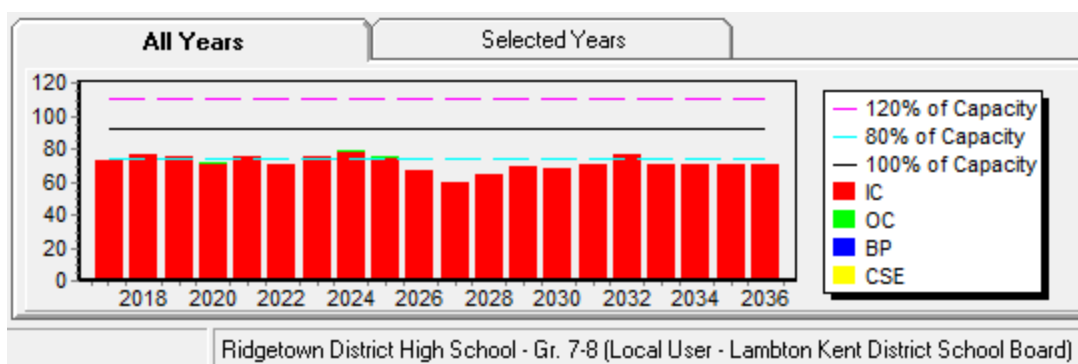
Grade	2017	2018	2019	2020	2021
7	28	50	33	33	41
8	45	27	42	24	34
Total	73	77	75	57	75

Current Enrolment – October 31, 2022

Year	7	8	Total
2022	6	45	71

10 Year Enrolment Projections

Grade	2023	2024	2025	2026	2027	2028	2029	2030	2031	2032
7	46	35	43	27	34	32	39	31	41	37
8	29	44	32	40	25	32	30	37	29	39
Total	75	79	75	67	59	64	69	68	70	76



FCI 5 YEAR & EVENTS COSTS		FCI 10 YEAR & EVENTS COSTS	
73.29%	\$12,699,047	104.78%	\$18,155,034

Lambton Kent District School Board

School & Site Information Summary

School: Riverview Central School

Address: 3926 St. Clair Parkway, Port Lambton, ON N0P 2B0

Family of Schools: *Wallaceburg District Secondary School*



OTG (On the Ground) Ministry Rated Capacity:	268
Gross Floor Area (GFA):	2,379 m ²
Site Acreage:	3.48 Hectares/8.599 Acres
Original Building Date/Additions:	1964/1966,1967,2006
Grades:	JK-Grade 8
Programs:	Regular
Out of Area Students:	12

Riverview Central School

5 Year Enrolment History

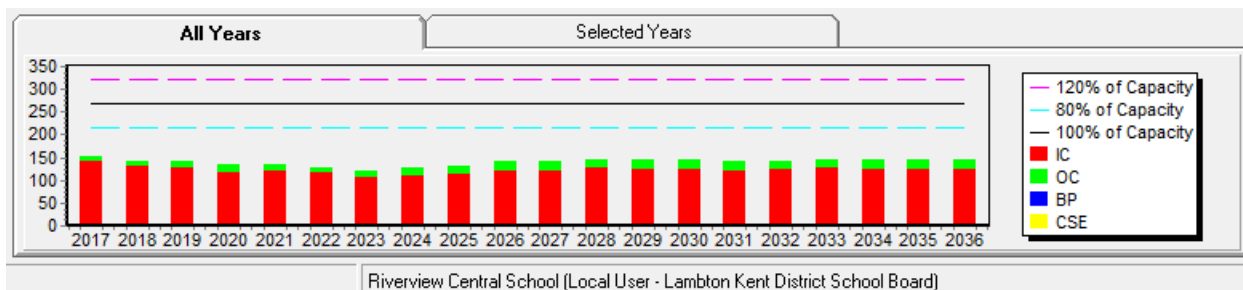
Grade	2017	2018	2019	2020	2021
JK	11	11	21	9	14
K	12	11	9	16	13
1	10	12	12	8	21
2	8	10	10	9	9
3	20	9	10	9	11
4	20	20	10	11	9
5	17	20	19	10	11
6	16	17	20	19	11
7	16	16	15	17	17
8	23	16	15	15	20
Total	153	142	141	123	136

Current Enrolment – October 31, 2022

Year	JK	K	1	2	3	4	5	6	7	8	Total
2022	24	15	13	20	10	9	12	15	10	18	146

10 Year Enrolment Projections

Grade	2023	2024	2025	2026	2027	2028	2029	2030	2031	2032
JK	12	17	16	16	16	16	16	16	16	16
SK	14	12	17	15	15	15	16	16	16	16
1	15	15	12	17	15	16	16	16	16	16
2	12	15	13	11	15	13	14	14	14	14
3	19	12	16	14	11	16	14	14	14	14
4	9	19	11	16	13	11	15	13	13	13
5	11	9	19	11	16	13	11	15	13	13
6	10	11	10	21	13	17	15	12	16	15
7	10	8	10	9	19	11	16	13	11	15
8	9	9	8	10	9	18	11	15	13	11
Total	121	127	132	140	142	146	144	144	142	143



FCI 5 YEAR & EVENTS COSTS	FCI 10 YEAR & EVENTS COSTS
39.05%	45.47%
\$3,359,773	\$3,912,007

Lambton Kent District School Board

School & Site Information Summary

School: Rosedale Public School

Address: 1018 Indian Road North, Sarnia, ON N7V 4C5

Family of Schools: *Northern Collegiate Institute & Vocational School*



OTG (On the Ground) Ministry Rated Capacity:	492
Gross Floor Area (GFA):	3,581 m ²
Site Acreage:	3.28 Hectares/8.104 Acres
Original Building Date/Additions:	1954/1963,1964,1971,2011
Grades:	JK-Grade 8
Programs:	Regular
Out of Area Students:	20

Rosedale Public School

5 Year Enrolment History

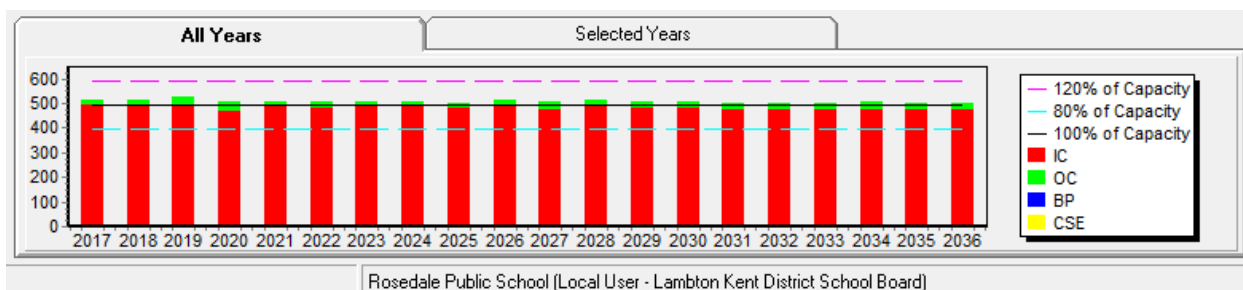
Grade	2017	2018	2019	2020	2021
JK	43	49	49	40	44
K	46	47	49	48	46
1	57	47	50	43	52
2	46	56	50	48	42
3	50	45	54	45	54
4	50	52	47	56	47
5	54	50	57	43	61
6	54	55	52	50	49
7	56	59	55	49	56
8	59	55	60	41	58
Total	515	515	523	463	509

Current Enrolment – October 31, 2022

Year	JK	K	1	2	3	4	5	6	7	8	Total
2022	40	47	51	55	45	53	47	61	50	61	510

10 Year Enrolment Projections

Grade	2023	2024	2025	2026	2027	2028	2029	2030	2031	2032
JK	45	40	43	43	43	43	42	42	42	42
SK	46	48	43	47	46	46	46	46	46	46
1	48	47	49	45	48	48	47	47	47	47
2	48	49	48	50	46	49	48	48	48	48
3	54	48	50	48	51	46	49	49	48	48
4	45	57	52	53	51	54	49	52	52	52
5	59	46	59	54	55	53	56	51	54	54
6	49	60	47	60	54	56	54	57	52	55
7	63	50	60	49	61	56	57	56	58	53
8	50	63	51	61	49	61	56	57	56	58
Total	507	508	502	510	504	512	504	505	503	503



FCI 5 YEAR & EVENTS COSTS	FCI 10 YEAR & EVENTS COSTS
34.84%	40.94%
\$3,790,594	\$4,454,301

Lambton Kent District School Board

School & Site Information Summary

School: Sir John Moore Community School

Address: 274 St. Clair Blvd., Corunna, ON N0N 1G0

*Family of Schools: Great Lakes Secondary School;
Lambton Central Collegiate & Vocational Institute (French
Immersion)*



OTG (On the Ground) Ministry Rated Capacity:	472
Gross Floor Area (GFA):	4,628 m ²
Site Acreage:	3.44 Hectares/8.500 Acres
Original Building Date/Additions:	1999/2014
Grades:	JK-Grade 8
Programs:	Regular; French Immersion; Native Second Language
Out of Area Students:	33

Sir John Moore Community School

5 Year Enrolment History

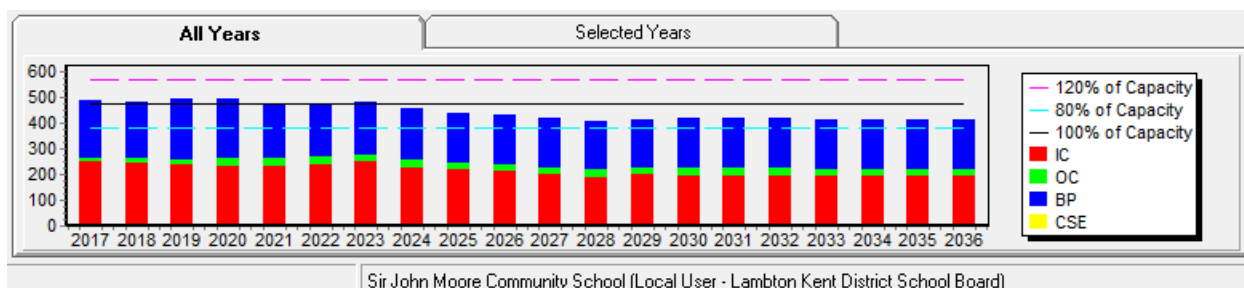
Grade	2017	2018	2019	2020	2021
JK	43	45	42	36	34
K	46	47	42	45	34
1	62	47	62	47	38
2	54	58	51	54	58
3	56	52	56	46	58
4	40	55	55	51	46
5	39	40	53	51	58
6	56	35	40	51	55
7	44	56	37	35	51
8	48	44	55	37	38
Total	488	479	493	453	470

Current Enrolment – October 31, 2022

Year	JK	K	1	2	3	4	5	6	7	8	Total
2022	45	34	42	36	58	64	48	58	55	54	494

10 Year Enrolment Projections

Grade	2023	2024	2025	2026	2027	2028	2029	2030	2031	2032
JK	42	38	39	39	39	39	39	39	39	39
SK	41	43	38	40	40	40	40	40	40	40
1	42	46	49	44	45	45	45	45	45	45
2	41	43	48	51	45	47	47	47	47	47
3	38	40	42	46	49	44	45	45	45	45
4	54	35	38	39	43	46	40	42	42	42
5	54	53	33	37	36	41	43	39	40	40
6	48	55	54	34	38	37	42	44	40	40
7	59	45	52	51	31	36	35	40	42	37
8	58	58	45	52	51	31	37	36	39	42
Total	477	456	438	433	417	406	413	417	419	417



FCI 5 YEAR & EVENTS COSTS		FCI 10 YEAR & EVENTS COSTS	
17.01%	\$1,870,230	75.94%	\$8,348,119

Lambton Kent District School Board

School & Site Information Summary

School: Tecumseh Public School

Address: 287 McNaughton Avenue West, Chatham, ON N7L 1R8

Family of Schools: Chatham Kent Secondary School



OTG (On the Ground) Ministry Rated Capacity:	559
Gross Floor Area (GFA):	5,945 m ²
Site Acreage:	7.35 Hectares/18.161 Acres
Original Building Date/Additions:	1956/1960,1964,1974,2015
Grades:	JK-Grade 8
Programs:	Regular; Alternative Learning & Lifeskills
Out of Area Students:	8

Tecumseh Public School

5 Year Enrolment History

John N. Given Tecumseh

History for Tecumseh

Grade	2017	Grade	2017
JK	17	JK	36
K	15	K	41
1	17	1	29
2	13	2	36
3	20	3	35
4	16	4	28
5	18	5	44
6	18	6	33
7	17	7	38
8	21	8	28
ALLP	0	ALLP	5
TOTAL	172	TOTAL	353

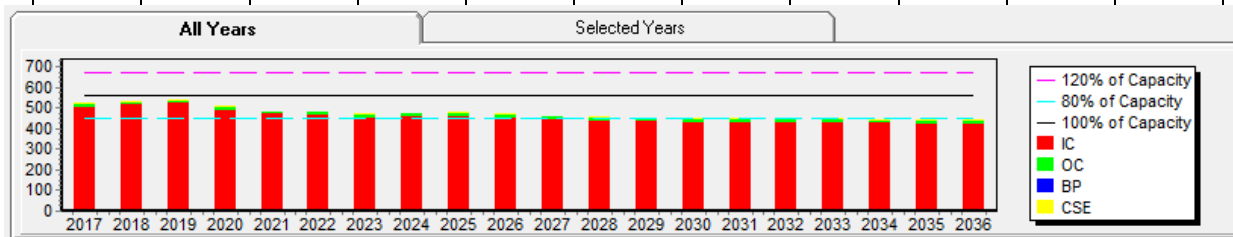
Grade	2018	2019	2020	2021
JK	45	55	27	38
K	61	47	45	47
1	50	57	38	45
2	48	50	36	50
3	49	44	35	52
4	54	48	29	49
5	45	61	34	43
6	62	46	42	43
7	57	63	45	56
8	55	63	50	54
ALLP	5	5	5	6
TOTAL	531	539	386	483

Current Enrolment – October 31, 2022

Year	JK	K	1	2	3	4	5	6	7	8	ALLP	Total
2022	38	47	57	58	54	67	48	50	58	56	6	539

10 Year Enrolment Projections

Grade	2023	2024	2025	2026	2027	2028	2029	2030	2031	2032
JK	37	45	40	39	39	39	39	39	39	39
SK	46	43	52	46	46	46	45	45	45	45
1	43	43	41	49	43	43	43	43	43	43
2	46	44	44	42	50	45	44	44	44	44
3	46	46	44	44	42	50	45	44	44	44
4	49	46	45	43	43	41	49	44	43	43
5	54	50	48	46	44	44	42	50	45	44
6	49	53	49	46	45	43	43	41	48	43
7	45	52	55	52	49	47	45	45	43	51
8	49	47	55	58	54	51	49	47	48	45
ALLP	6	6	6	6	6	6	6	6	6	6
Total	470	475	479	471	461	455	450	448	448	447



Tecumseh Public School (Local User - Lambton Kent District School Board)

FCI 5 YEAR & EVENTS COSTS		FCI 10 YEAR & EVENTS COSTS	
5.90%	\$722,134	38.49%	\$4,713,174

Lambton Kent District School Board

School & Site Information Summary

School: Thamesville Area Central School

Address: 30 Mary Street, Thamesville, ON N0P 2K0

Family of Schools: Lambton Kent Composite School



OTG (On the Ground) Ministry Rated Capacity:	199
Gross Floor Area (GFA):	1,737 m ²
Site Acreage:	3.44 Hectares/8.500 Acres
Original Building Date/Additions:	1949/1966
Grades:	JK-Grade 8
Programs:	Regular
Out of Area Students:	23

Thamesville Area Central School

5 Year Enrolment History

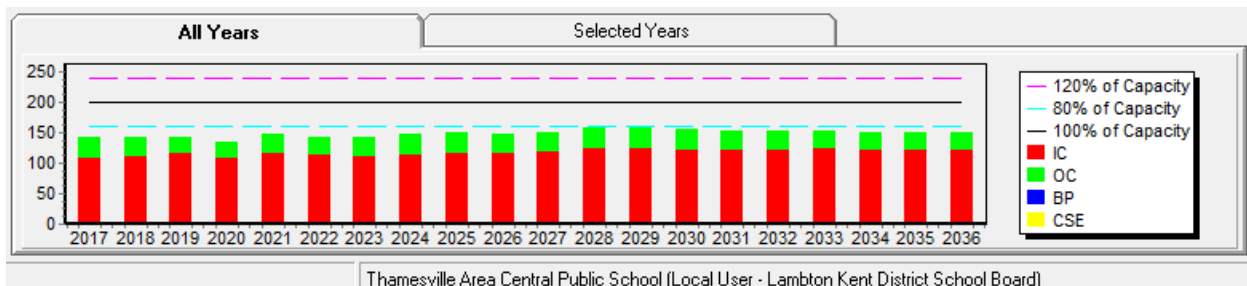
Grade	2017	2018	2019	2020	2021
JK	17	5	19	13	20
K	16	17	6	15	17
1	8	18	17	7	16
2	13	6	17	16	7
3	13	14	9	15	16
4	19	14	14	8	17
5	14	19	14	13	12
6	15	16	17	9	13
7	12	17	13	14	13
8	14	15	15	12	15
Total	141	141	141	122	146

Current Enrolment – October 31, 2022

Year	JK	K	1	2	3	4	5	6	7	8	Total
2022	12	20	18	19	7	22	18	12	18	15	161

10 Year Enrolment Projections

Grade	2023	2024	2025	2026	2027	2028	2029	2030	2031	2032
JK	13	16	15	15	15	15	15	15	15	15
SK	13	13	16	15	15	15	15	15	15	15
1	22	15	15	18	17	17	17	17	17	17
2	17	21	14	14	17	16	16	15	15	15
3	15	18	21	14	14	17	17	17	16	16
4	8	16	18	21	15	15	17	17	17	16
5	16	8	16	19	22	14	14	18	17	17
6	15	14	6	13	16	19	12	12	15	14
7	10	15	14	6	13	16	19	12	13	15
8	12	10	14	13	5	13	16	18	12	12
Total	141	146	149	148	149	157	158	156	152	152



Thamesville Area Central Public School (Local User - Lambton Kent District School Board)

FCI 5 YEAR & EVENTS COSTS		FCI 10 YEAR & EVENTS COSTS	
26.94%	\$1,687,254	50.03%	\$3,133,210

Lambton Kent District School Board

School & Site Information Summary

School: Tilbury Area Public School

Address: 5 Mable Street, Tilbury, ON N0P 2L0

Family of Schools: Tilbury District High School



OTG (On the Ground) Ministry Rated Capacity:	470
Gross Floor Area (GFA):	3,822 m ²
Site Acreage:	1.87 Hectares/4.620 Acres
Original Building Date/Additions:	1951/1956,1966,1985,2010
Grades:	JK-Grade 8
Programs:	Regular; Alternative Learning & Lifeskills
Out of Area Students:	10

Tilbury Area Public School

5 Year Enrolment History

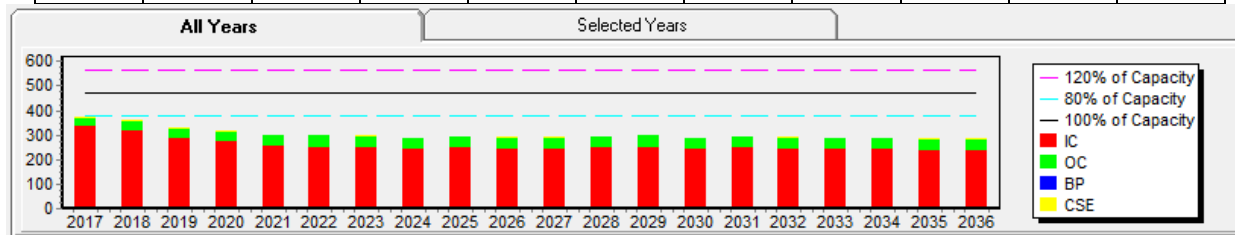
Grade	2017	2018	2019	2020	2021
JK	29	28	24	24	23
K	36	34	27	17	41
1	26	38	31	14	24
2	32	28	33	24	20
3	34	32	32	32	30
4	41	37	34	22	32
5	49	40	28	30	24
6	30	47	40	25	36
7	38	32	44	32	31
8	53	38	31	36	35
ALLP	6	6	4	5	3
Total	374	360	328	261	296

Current Enrolment – October 31, 2022

Year	JK	K	1	2	3	4	5	6	7	8	ALLP	Total
2022	34	28	36	29	23	31	35	27	40	31	9	323

10 Year Enrolment Projections

Grade	2023	2024	2025	2026	2027	2028	2029	2030	2031	2032
JK	29	30	29	29	29	29	29	29	29	29
SK	37	32	33	32	31	31	31	31	31	31
1	23	33	29	29	28	28	28	28	28	28
2	35	20	30	26	27	26	25	25	25	25
3	25	38	23	33	28	29	28	28	28	28
4	24	26	39	24	35	30	31	30	29	29
5	29	22	24	37	22	33	28	29	28	28
6	30	29	22	24	37	22	33	28	29	28
7	24	30	29	23	25	38	23	33	29	30
8	37	25	31	30	24	25	39	24	34	30
ALLP	3	3	3	3	3	3	3	3	3	3
Total	296	288	292	290	289	294	298	288	293	289



Tilbury Area Public School (Local User - Lambton Kent District School Board)

FCI 5 YEAR & EVENTS COSTS	FCI 10 YEAR & EVENTS COSTS
26.94%	\$3,015,147
	36.69%
	\$4,106,171

Lambton Kent District School Board

School & Site Information Summary

School: Victor Lauriston Public School

Address: 44 Alexandra Avenue, Chatham, ON N7M 1Y1

Family of Schools: John McGregor Secondary School



OTG (On the Ground) Ministry Rated Capacity:	533
Gross Floor Area (GFA):	3,852 m ²
Site Acreage:	3.72 Hectares/9.192 Acres
Original Building Date/Additions:	1948/1949,1954,1981,1982,1992
Grades:	JK-Grade 8
Programs:	Regular
Out of Area Students:	15

Victor Lauriston Public School

5 Year Enrolment History

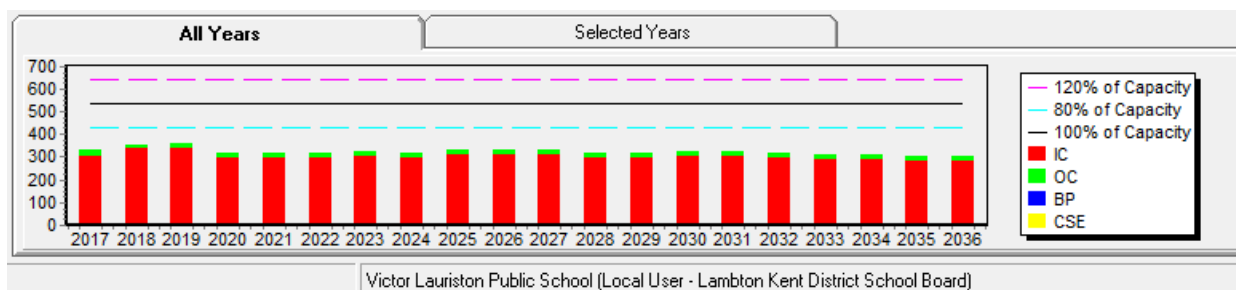
Grade	2017	2018	2019	2020	2021
JK	28	40	29	16	26
K	36	30	46	23	30
1	21	33	32	35	27
2	33	20	38	28	48
3	34	40	21	30	30
4	42	36	36	14	33
5	32	38	36	29	20
6	45	34	38	27	31
7	25	52	32	31	34
8	38	30	49	28	38
Total	334	353	357	261	317

Current Enrolment – October 31, 2022

Year	JK	K	1	2	3	4	5	6	7	8	Total
2022	33	33	35	33	48	32	32	21	30	38	335

10 Year Enrolment Projections

Grade	2023	2024	2025	2026	2027	2028	2029	2030	2031	2032
JK	36	27	29	29	29	28	28	28	28	28
SK	39	40	30	33	32	32	31	31	31	31
1	28	38	39	29	32	31	31	31	30	30
2	31	29	40	41	31	34	33	33	32	32
3	27	29	28	38	39	29	32	32	31	31
4	46	28	30	28	39	39	30	33	32	32
5	29	45	27	29	27	37	38	29	31	31
6	32	29	45	27	29	28	38	39	29	32
7	20	31	29	45	27	29	27	37	38	29
8	33	22	33	31	47	28	30	29	40	40
Total	321	318	330	330	332	315	318	322	322	316



FCI 5 YEAR & EVENTS COSTS	FCI 10 YEAR & EVENTS COSTS
27.38%	53.34%
\$3,150,399	\$6,137,373

Lambton Kent District School Board

School & Site Information Summary

School: Wallaceburg District Secondary School-Grade 7&8

Address: 920 Elgin Street, Wallaceburg, ON N8A 3E1

Family of Schools: Wallaceburg District Secondary School



OTG (On the Ground) Ministry Rated Capacity:	161
Gross Floor Area (GFA):	17,606 m ²
Site Acreage:	4.55 Hectares/11.243 Acres
Original Building Date/Additions:	1948/1954,1958,1962,1965,1970,1972,2001
Grades:	Grade 7-8
Programs:	Regular; Native Second Language; Alternative Learning & Lifeskills
Out of Area Students:	3

Wallaceburg District Secondary School-Grade 7&8

5 Year Enrolment History

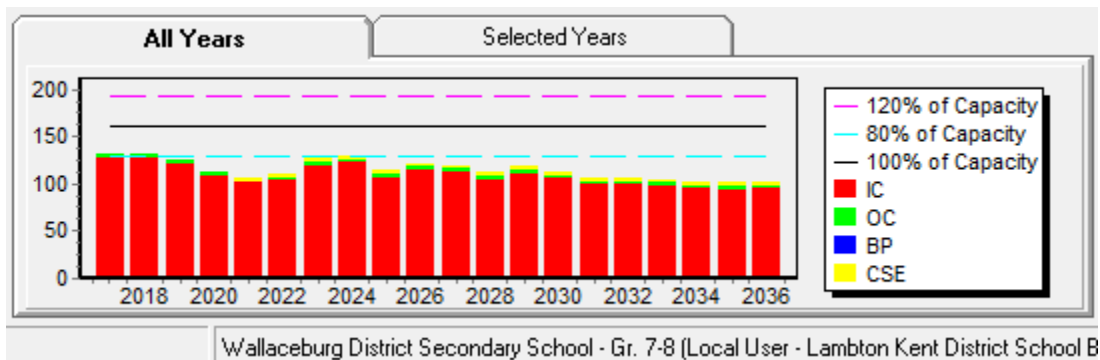
Grade	2017	2018	2019	2020	2021
7	66	64	58	43	51
8	65	67	67	41	52
ALLP	0	0	0	1	4
Total	131	131	125	85	107

Current Enrolment – October 31, 2022

Year	7	8	ALLP	Total
2022	62	59	3	124

10 Year Enrolment Projections

Grade	2023	2024	2025	2026	2027	2028	2029	2030	2031	2032
7	67	58	52	66	51	57	57	53	50	53
8	56	68	58	52	65	51	57	56	53	50
ALLP	4	4	4	4	4	4	4	4	4	4
Total	127	130	114	122	120	112	118	113	107	107



FCI 5 YEAR & EVENTS COSTS		FCI 10 YEAR & EVENTS COSTS	
34.25%	\$12,809,872	51.07%	\$19,101,048

Lambton Kent District School Board

School & Site Information Summary

School: Wheatley Area Public School

Address: 226 Erie Street North, Wheatley, ON N0P 2P0

Family of Schools: Tilbury District High School



OTG (On the Ground) Ministry Rated Capacity:	337
Gross Floor Area (GFA):	3,077 m ²
Site Acreage:	3.92 Hectares/9.686 Acres
Original Building Date/Additions:	1972/None
Grades:	JK-Grade 8
Programs:	Regular
Out of Area Students:	4

Wheatley Area Public School

5 Year Enrolment History

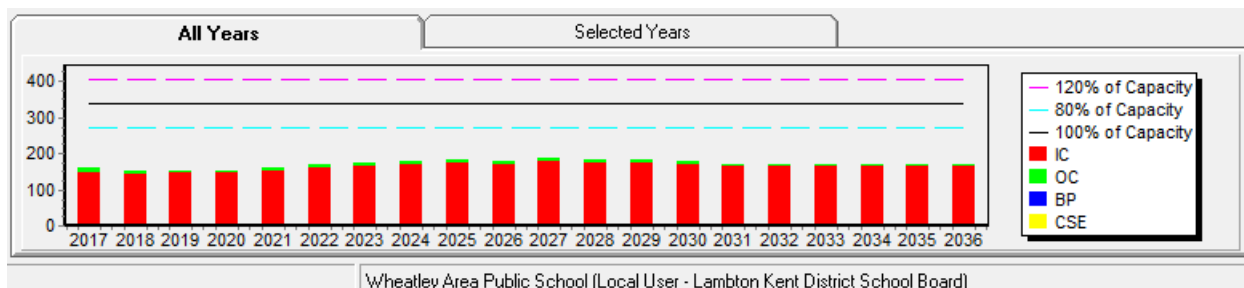
Grade	2017	2018	2019	2020	2021
JK	11	21	18	12	27
K	20	10	22	19	18
1	19	19	10	18	20
2	14	15	19	9	20
3	14	11	16	13	10
4	11	17	12	12	20
5	20	11	17	9	13
6	13	21	8	13	11
7	15	13	17	7	13
8	22	15	12	11	10
Total	159	153	151	123	162

Current Enrolment – October 31, 2022

Year	JK	K	1	2	3	4	5	6	7	8	Total
2022	17	29	20	21	20	12	20	12	11	11	173

10 Year Enrolment Projections

Grade	2023	2024	2025	2026	2027	2028	2029	2030	2031	2032
JK	17	18	17	18	17	18	17	18	17	18
SK	21	18	20	18	19	18	19	18	19	18
1	28	20	18	19	18	19	18	19	18	19
2	17	26	19	16	18	16	17	16	17	16
3	19	17	26	19	17	18	17	18	17	18
4	22	20	19	28	20	18	19	18	19	18
5	9	20	18	17	26	19	16	17	16	17
6	19	10	20	19	18	26	19	16	18	16
7	11	16	7	18	16	15	23	16	14	15
8	9	11	17	7	18	16	16	23	16	14
Total	172	176	181	179	187	183	181	179	171	169



FCI 5 YEAR & EVENTS COSTS	FCI 10 YEAR & EVENTS COSTS
15.97%	30.63%
\$1,518,777	\$2,913,828

Lambton Kent District School Board

School & Site Information Summary

School: Winston Churchill Public School

Address: 30 Crystal Drive, Chatham, ON N7M 3C7

Family of Schools: John McGregor Secondary School



OTG (On the Ground) Ministry Rated Capacity:	374
Gross Floor Area (GFA):	3,161 m ²
Site Acreage:	3.9 Hectares/9.636 Acres
Original Building Date/Additions:	1949/1976,1981,1990,2006
Grades:	JK-Grade 8
Programs:	Regular; Alternative Learning & Lifeskills
Out of Area Students:	9

Winston Churchill Public School

5 Year Enrolment History

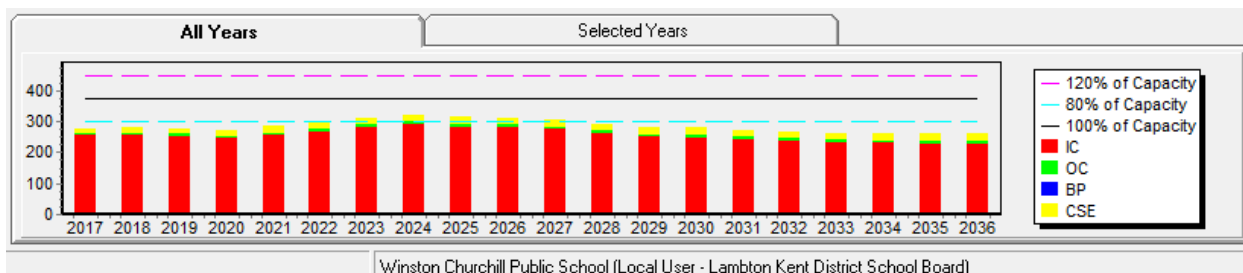
Grade	2017	2018	2019	2020	2021
JK	24	31	25	17	24
K	21	24	28	21	22
1	29	23	22	22	27
2	31	30	21	16	30
3	23	26	31	21	30
4	24	26	25	22	25
5	29	27	27	18	35
6	25	27	27	18	25
7	25	25	27	22	21
8	32	25	28	18	24
ALLP	11	18	17	20	22
Total	274	282	278	215	285

Current Enrolment – October 31, 2022

Year	JK	K	1	2	3	4	5	6	7	8	ALLP	Total
2022	20	25	25	25	30	27	25	36	26	19	20	278

10 Year Enrolment Projections

Grade	2023	2024	2025	2026	2027	2028	2029	2030	2031	2032
JK	24	24	22	21	21	21	21	21	21	21
SK	25	25	25	24	23	23	23	23	23	23
1	28	26	25	25	24	23	23	23	23	23
2	25	29	26	25	25	24	23	23	23	23
3	32	28	31	28	26	26	25	24	24	24
4	34	32	26	29	26	24	24	24	22	22
5	33	38	36	30	33	30	28	28	26	25
6	28	33	39	37	30	33	30	29	29	27
7	36	29	34	39	37	30	33	30	29	29
8	24	35	28	33	38	36	29	33	30	28
ALLP	22	22	22	22	22	22	22	22	22	22
Total	311	321	314	313	305	292	281	280	272	267



FCI 5 YEAR & EVENTS COSTS	FCI 10 YEAR & EVENTS COSTS
51.07%	72.58%
\$4,784,469	\$6,799,789

Lambton Kent District School Board

School & Site Information Summary

School: W.J. Baird Public School

Address: 182 King Street, Blenheim, ON N0P 1A0

Family of Schools: Blenheim District High School



OTG (On the Ground) Ministry Rated Capacity:	291
Gross Floor Area (GFA):	3,645 m ²
Site Acreage:	3.87 Hectares/9.562 Acres
Original Building Date/Additions:	1950/1955,1964,1968,1974,1992,2006
Grades:	JK-Grade 8
Programs:	Regular
Out of Area Students:	0

W.J. Baird Public School

5 Year Enrolment History

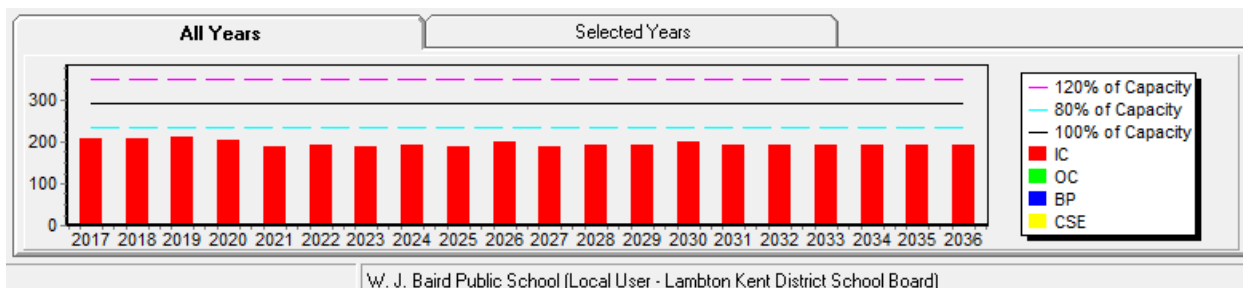
Grade	2017	2018	2019	2020	2021
JK	21	16	15	10	24
K	13	25	18	15	12
1	25	13	25	11	17
2	17	25	14	22	18
3	27	20	24	7	28
4	14	24	19	20	9
5	26	14	27	14	21
6	26	27	16	23	18
7	20	25	27	12	25
8	20	19	25	20	17
Total	209	208	210	154	189

Current Enrolment – October 31, 2022

Year	JK	K	1	2	3	4	5	6	7	8	Total
2022	19	21	13	22	19	30	14	24	21	29	212

10 Year Enrolment Projections

Grade	2023	2024	2025	2026	2027	2028	2029	2030	2031	2032
JK	20	18	18	18	18	18	18	18	18	18
SK	17	20	18	18	18	18	18	18	18	18
1	26	18	21	19	19	19	19	19	19	19
2	14	27	19	23	20	21	21	21	21	21
3	17	14	27	18	22	20	20	20	20	20
4	17	17	13	25	18	21	19	19	19	19
5	28	17	17	13	25	18	21	19	19	19
6	10	29	17	17	14	26	18	22	19	19
7	22	10	29	18	17	14	26	18	22	19
8	18	22	9	29	17	17	13	25	18	21
Total	189	192	188	198	188	192	193	199	193	193



FCI 5 YEAR & EVENTS COSTS		FCI 10 YEAR & EVENTS COSTS	
63.34%	\$4,928,309	82.18%	\$6,394,081

Lambton Kent District School Board

School & Site Information Summary

School: Zone Township Central School
Address: 730 Main Street North, Bothwell, ON NOP 1C0

Family of Schools: Lambton Kent Composite School



OTG (On the Ground) Ministry Rated Capacity:	219
Gross Floor Area (GFA):	1,915 m ²
Site Acreage:	4.05 Hectares/10.007 Acres
Original Building Date/Additions:	1955/1965,1991
Grades:	JK-Grade 8
Programs:	Regular
Out of Area Students:	4

Zone Township Central School

5 Year Enrolment History

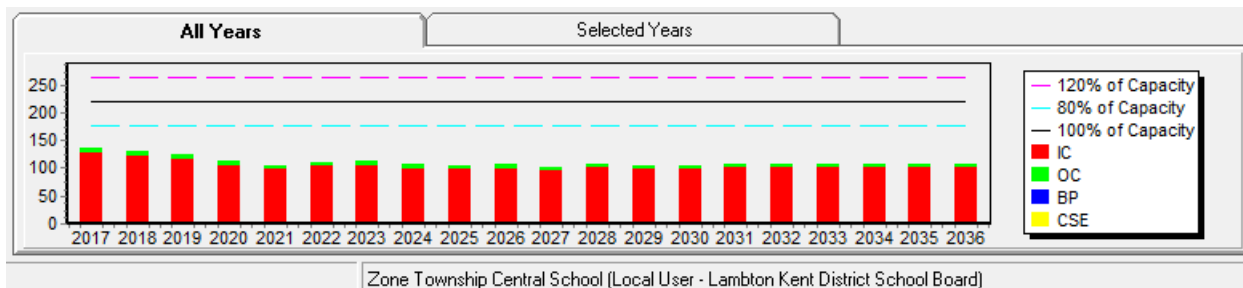
Grade	2017	2018	2019	2020	2021
JK	10	9	11	10	7
K	16	13	5	10	9
1	13	19	11	3	12
2	15	12	14	13	5
3	11	16	10	10	13
4	12	12	16	9	11
5	17	12	15	11	10
6	14	15	10	11	15
7	11	14	16	6	14
8	17	8	15	16	8
Total	136	130	123	99	104

Current Enrolment – October 31, 2022

Year	JK	K	1	2	3	4	5	6	7	8	Total
2022	15	8	12	11	8	11	12	13	15	13	118

10 Year Enrolment Projections

Grade	2023	2024	2025	2026	2027	2028	2029	2030	2031	2032
JK	12	8	10	10	10	10	10	10	10	10
SK	10	12	8	10	10	10	10	10	10	10
1	7	10	12	9	10	10	10	10	10	10
2	10	8	10	12	9	10	10	10	10	10
3	12	9	6	10	11	8	9	9	9	9
4	7	14	11	8	12	13	11	12	12	12
5	15	6	13	10	7	11	12	10	11	11
6	12	16	6	14	11	8	12	13	10	12
7	12	12	17	7	15	12	9	12	13	11
8	16	12	12	16	7	15	11	9	12	13
Total	113	107	105	106	102	107	104	105	107	108



FCI 5 YEAR & EVENTS COSTS	FCI 10 YEAR & EVENTS COSTS
45.22%	\$2,715,627
	80.50%
	\$4,834,451

Lambton Kent District School Board

School & Site Information Summary

School: Alexander Mackenzie Secondary School

Address: 1257 Michigan Avenue, Sarnia, ON N7S 3Y3

Family of Schools: Sarnia-Lambton Area Family of Schools



OTG (On the Ground) Ministry Rated Capacity:	681
Gross Floor Area (GFA):	9,759 m ²
Site Acreage:	6.07 Hectares/14.998 Acres
Original Building Date/Additions:	1969/None
Grades:	Grade 9-12
Programs:	Regular; Alternative Learning & Lifeskills
Out of Area Students:	3

Alexander Mackenzie Secondary School

5 Year Enrolment History

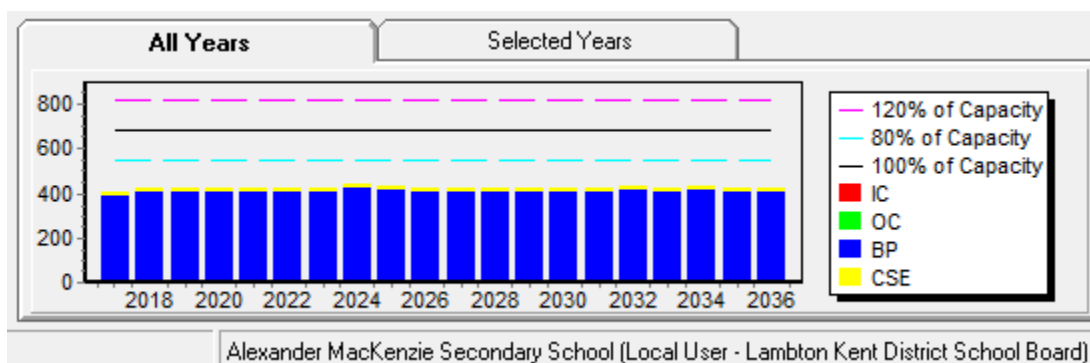
Grade	2017	2018	2019	2020	2021
9	76	93	99	81	110
10	91	75	92	92	78
11	90	88	78	86	98
12	127	148	134	118	121
ALLP	17	15	16	17	17
Total	401	419	419	394	424

Current Enrolment – October 31, 2022

Year	9	10	11	12	ALLP	Total
2022	78	108	80	126	22	414

10 Year Enrolment Projections

Grade	2023	2024	2025	2026	2027	2028	2029	2030	2031	2032
9	97	98	101	96	96	96	102	96	100	98
10	97	95	96	99	94	94	94	100	94	98
11	105	94	92	93	96	91	91	91	97	91
12	102	132	121	119	120	123	118	118	118	124
ALLP	17	17	17	17	17	17	17	17	17	17
Total	418	436	427	424	423	421	422	422	426	428



FCI 5 YEAR & EVENTS COSTS		FCI 10 YEAR & EVENTS COSTS	
59.73%	\$12,200,630	61.17%	\$12,493,182

Lambton Kent District School Board

School & Site Information Summary

School: Blenheim District High School

Address: 163 Chatham Street, Blenheim, ON N0P 1A0

Family of Schools: Harwich-Raleigh Public School; Merlin Area Public School (shared); W.J. Baird Public School



OTG (On the Ground) Ministry Rated Capacity:	768
Gross Floor Area (GFA):	11,926 m ²
Site Acreage:	6.95 Hectares/17.173 Acres
Original Building Date/Additions:	1937/1951,1962,1966,2000
Grades:	Grade 9-12
Programs:	Regular
Out of Area Students:	28

Blenheim District High School

5 Year Enrolment History

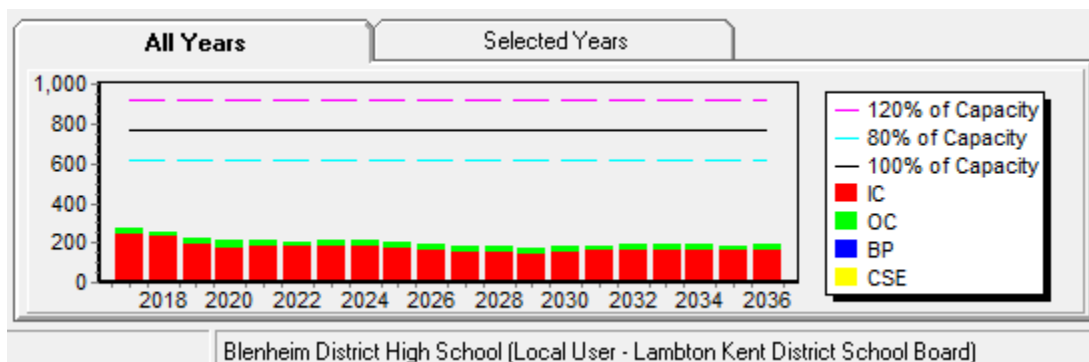
Grade	2017	2018	2019	2020	2021
9	42	51	39	46	50
10	72	44	54	39	46
11	62	72	41	45	40
12	105	93	95	65	75
ALLP	0	0	0	0	0
Total	281	260	229	195	211

Current Enrolment – October 31, 2022

Year	9	10	11	12	Total
2022	35	52	56	78	221

10 Year Enrolment Projections

Grade	2023	2024	2025	2026	2027	2028	2029	2030	2031	2032
9	41	44	43	33	35	36	38	41	40	39
10	45	41	44	44	33	35	37	39	42	40
11	50	44	41	44	43	34	35	37	38	42
12	74	79	73	70	73	75	62	64	67	70
Total	210	208	201	191	184	180	172	181	187	191



FCI 5 YEAR & EVENTS COSTS		FCI 10 YEAR & EVENTS COSTS	
81.28%	\$17,544,947	116.97%	\$25,248,713

Lambton Kent District School Board

School & Site Information Summary

School: Chatham Kent Secondary School

Address: 285 McNaughton Avenue East, Chatham, ON N7L 2G7

Family of Schools: Gregory Drive Public School; Harwich-Raleigh Public School (French Immersion); King George VI Public School-Chatham; McNaughton Avenue Public School; Tecumseh Public School



OTG (On the Ground) Ministry Rated Capacity:	1,293
Gross Floor Area (GFA):	17,424 m ²
Site Acreage:	8.06 Hectares/19.916 Acres
Original Building Date/Additions:	1963/1965,1993,2004
Grades:	Grades 9-12
Programs:	Regular; French Immersion; Alternative Learning & Lifeskills
Out of Area Students:	311

Chatham Kent Secondary School

5 Year Enrolment History

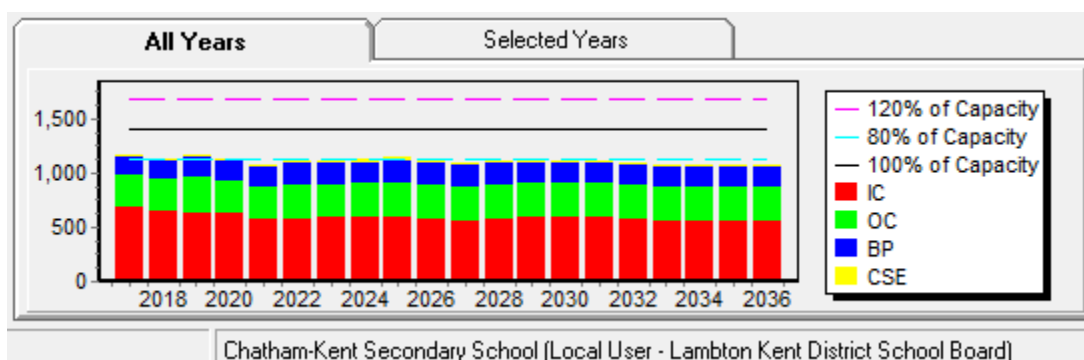
Grade	2017	2018	2019	2020	2021
9	251	249	288	227	249
10	257	270	258	252	231
11	273	261	260	239	265
12	378	342	353	290	306
ALLP	19	15	17	23	25
Total	1178	1137	1176	1031	1076

Current Enrolment – October 31, 2022

Year	9	10	11	12	ALLP	Total
2022	301	262	252	333	26	1174

10 Year Enrolment Projections

Grade	2023	2024	2025	2026	2027	2028	2029	2030	2031	2032
9	259	248	268	244	235	272	267	239	243	242
10	272	261	249	270	246	239	275	269	242	246
11	255	272	263	249	271	247	241	275	270	244
12	304	322	339	330	318	338	313	304	342	336
ALLP	25	25	25	25	25	25	25	25	25	25
Total	1115	1128	1144	1118	1095	1121	1121	1112	1122	1093



FCI 5 YEAR & EVENTS COSTS		FCI 10 YEAR & EVENTS COSTS	
51.60%	\$19,810,691	77.98%	\$29,934,761

Lambton Kent District School Board

School & Site Information Summary

School: Great Lakes Secondary School

Address: 340 Murphy Road, Sarnia, ON N7S 2X1

Family of Schools: Colonel Cameron Public School; Confederation Central School (shared); Errol Road Public School (bused); Hanna Memorial Public School; High Park Public School; King George VI Public School-Sarnia (bused); Lakeroad Public School (bused); Lansdowne Public School; London Road Public School; Mooretown-Courtright Public School; P.E. McGibbon Public School; Sir John Moore Community School; Queen Elizabeth II Public School-Sarnia



OTG (On the Ground) Ministry Rated Capacity:	1113
Gross Floor Area (GFA):	14,049 m ²
Site Acreage:	7.56 Hectares/18.680 Acres
Original Building Date:	1961/1962,1968,1972,1982,1990,2002,2007,2016
Grades:	Grades 9-12
Programs:	Regular; Native Second Language; Alternative Learning & Lifeskills
Out of Area Students:	20

Great Lakes Secondary School

5 Year Enrolment History

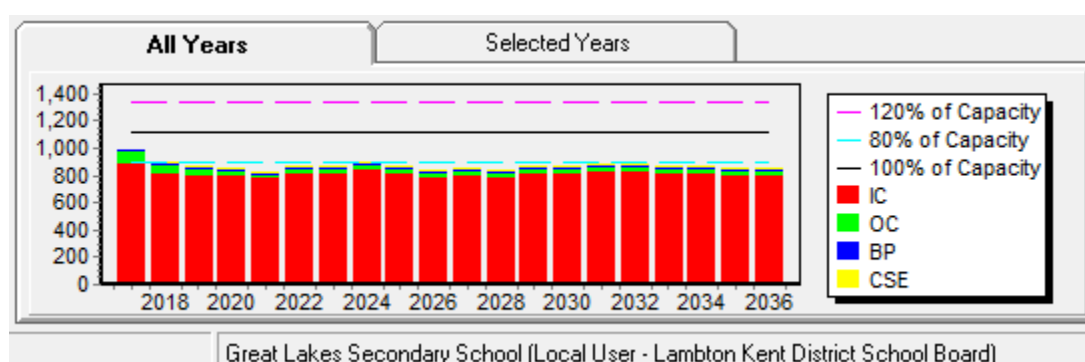
Grade	2017	2018	2019	2020	2021
9	193	178	198	169	216
10	189	198	185	179	181
11	270	186	203	164	184
12	311	320	266	212	227
ALLP	17	18	14	14	17
Total	981	900	866	738	825

Current Enrolment – October 31, 2022

Year	9	10	11	12	ALLP	Total
2022	261	227	200	260	16	964

10 Year Enrolment Projections

Grade	2023	2024	2025	2026	2027	2028	2029	2030	2031	2032
9	182	214	182	190	198	201	209	201	206	198
10	221	187	217	185	193	201	204	212	204	209
11	218	219	183	213	182	190	198	200	208	201
12	231	265	268	230	260	228	234	242	246	255
ALLP	17	17	17	17	17	17	17	17	17	17
Total	869	902	867	835	850	837	862	872	881	880



FCI 5 YEAR & EVENTS COSTS		FCI 10 YEAR & EVENTS COSTS	
14.89%	\$5,083,589	15.82%	\$5,400,991

Lambton Kent District School Board

School & Site Information Summary

School: John McGregor Secondary School

Address: 300 Cecile Avenue, Chatham, ON N7M 2C6

Family of Schools: Indian Creek Road Public School; Merlin Area Public School (shared); Queen Elizabeth II Public School-Chatham; Victor Lauriston Public School; Winston Churchill Public School



OTG (On the Ground) Ministry Rated Capacity:	921
Gross Floor Area (GFA):	13,643 m ²
Site Acreage:	4.34 Hectares/10.724 Acres
Original Building Date:	1956/1960,1965,1999,2005
Grades:	Grades 9-12
Programs:	Regular; Alternative Learning & Lifeskills
Out of Area Students:	82

John McGregor Secondary School

5 Year Enrolment History

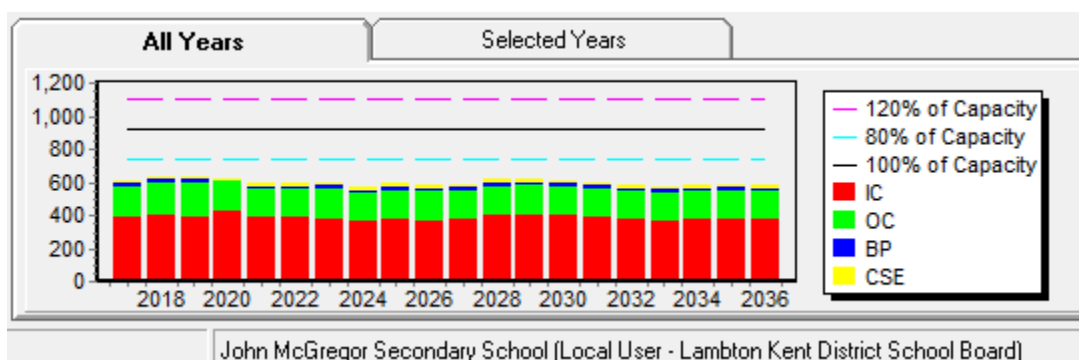
Grade	2017	2018	2019	2020	2021
9	129	156	136	141	113
10	142	128	160	128	153
11	147	144	129	133	132
12	175	188	196	146	172
ALLP	15	17	14	17	20
Total	608	633	635	565	590

Current Enrolment – October 31, 2022

Year	9	10	11	12	ALLP	Total
2022	126	125	152	174	19	596

10 Year Enrolment Projections

Grade	2023	2024	2025	2026	2027	2028	2029	2030	2031	2032
9	127	120	133	122	134	146	139	113	121	132
10	139	135	128	141	130	142	154	147	121	129
11	122	140	135	129	141	130	142	154	147	121
12	190	156	176	170	162	177	164	179	190	182
ALLP	20	20	20	20	20	20	20	20	20	20
Total	598	571	592	582	587	615	619	613	599	584



FCI 5 YEAR & EVENTS COSTS		FCI 10 YEAR & EVENTS COSTS	
75.43%	\$19,994,851	85.71%	\$22,720,271

Lambton Kent District School Board

School & Site Information Summary

School: Lambton Central Collegiate & Vocational Institute

Address: 4141 Dufferin Avenue, Box 250, Petrolia, ON N0N 1R0

Family of Schools: Brigden Public School; Brooke Central Public School; Dawn-Euphemia School (shared); École Hillcrest Public School; Lambton Central Centennial Public School; Queen Elizabeth II Public School-Petrolia; Sir John Moore Community School (French Immersion); Plympton-Wyoming Public School



OTG (On the Ground) Ministry Rated Capacity:	1,185
Gross Floor Area (GFA):	16,382 m ²
Site Acreage:	4.45 Hectares/10.995 Acres
Original Building Date:	1927/1951,1956,1959,1963,1967,1987,1995
Grades:	Grades 9-12
Programs:	Regular; French Immersion; Alternative Learning & Lifeskills
Out of Area Students:	74

Lambton Central Collegiate & Vocational Institute

5 Year Enrolment History

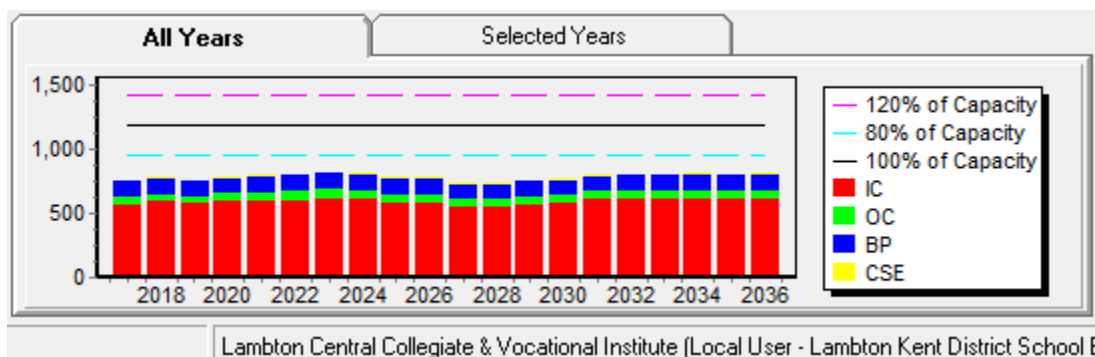
Grade	2017	2018	2019	2020	2021
9	187	181	192	180	204
10	152	193	188	180	189
11	215	152	195	159	190
12	192	246	172	188	202
ALLP	12	10	10	9	9
Total	758	782	757	716	794

Current Enrolment – October 31, 2022

Year	9	10	11	12	ALLP	Total
2022	192	200	196	232	12	832

10 Year Enrolment Projections

Grade	2023	2024	2025	2026	2027	2028	2029	2030	2031	2032
9	199	183	172	184	157	184	192	187	192	186
10	193	202	186	175	187	160	188	196	191	196
11	208	196	205	189	177	189	162	190	198	193
12	209	223	211	220	203	192	204	177	206	215
ALLP	9	9	9	9	9	9	9	9	9	9
Total	818	813	783	777	733	734	755	759	796	799



FCI 5 YEAR & EVENTS COSTS		FCI 10 YEAR & EVENTS COSTS	
50.51%	\$16,855,000	67.28%	\$22,453,734

Lambton Kent District School Board

School & Site Information Summary

School: Lambton Kent Composite School

Address: 231 St. George Street North, Dresden, ON N0P 1M0

Family of Schools: Dawn-Euphemia School (shared); Dresden Area Central School; Thamesville Area Central School; Zone Township Central School



OTG (On the Ground) Ministry Rated Capacity:	756
Gross Floor Area (GFA):	13,567 m ²
Site Acreage:	9.32 Hectares/23.029 Acres
Original Building Date/Additions:	1966/None
Grades:	Grades 9-12
Programs:	Regular; eLearning(as of September 2021)
Out of Area Students:	11

Lambton Kent Composite School

5 Year Enrolment History

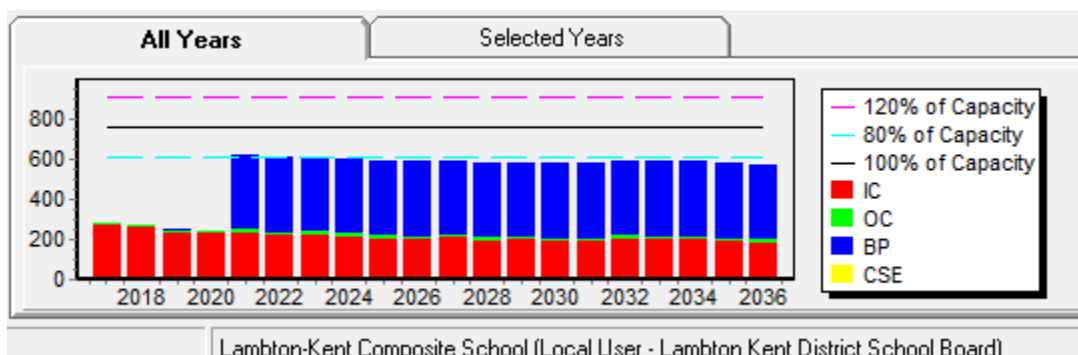
Grade	2017	2018	2019	2020	2021
9	48	71	56	58	120
10	67	47	68	50	142
11	74	64	47	61	150
12	90	91	77	59	210
Total	279	273	248	228	622

Current Enrolment (in person & elearning) – October 31, 2022

Enrolment Type	Year	9	10	11	12	Total
In-person	2022	66	63	58	54	241
eLearning	2022	20	34	52	74	180

10 Year Enrolment Projections

Grade	2023	2024	2025	2026	2027	2028	2029	2030	2031	2032
9	106	110	105	107	106	99	107	100	109	111
10	134	134	139	133	136	135	127	135	129	137
11	165	149	150	154	149	152	151	143	151	144
12	203	210	195	194	201	195	197	197	187	197
Total	608	603	589	588	592	581	582	575	576	589



FCI 5 YEAR & EVENTS COSTS		FCI 10 YEAR & EVENTS COSTS	
59.05%	\$12,950,417	82.05%	\$17,994,829

Lambton Kent District School Board

School & Site Information Summary

School: Northern Collegiate Institute & Vocational School

Address: 1940 Michigan Avenue, Sarnia, ON N7S 2B1

Family of Schools: Bridgeview Public School; Bright's Grove Public School; Cathcart Boulevard Public School; Confederation Central School (shared); Errol Road Public School; Errol Village Public School; High Park Public School (French Immersion); King George VI Public School-Sarnia; Lakeroad Public School; Rosedale Public School



OTG (On the Ground) Ministry Rated Capacity:	1,341
Gross Floor Area (GFA):	17,916 m ²
Site Acreage:	7.57 Hectares, 18.705 Acres
Original Building Date/Additions:	1955/1958,1959,1962,1964,1972,1989,2008
Grades:	Grades 9-12
Programs:	Regular; French Immersion; Alternative Learning & Lifeskills
Out of Area Students:	186

Northern Collegiate Institute & Vocational School

5 Year Enrolment History

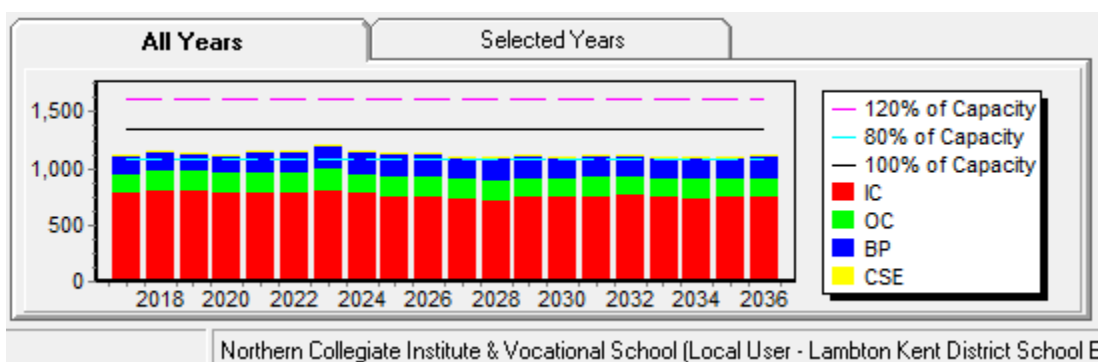
Grade	2017	2018	2019	2020	2021
9	231	271	249	275	291
10	280	240	288	215	287
11	276	285	252	254	251
12	306	341	333	247	304
ALLP	16	18	17	17	18
Total	1109	1155	1139	1008	1151

Current Enrolment – October 31, 2022

Year	9	10	11	12	ALLP	Total
2022	276	297	306	285	16	1180

10 Year Enrolment Projections

Grade	2023	2024	2025	2026	2027	2028	2029	2030	2031	2032
9	283	248	270	274	238	246	279	263	255	247
10	262	281	248	268	273	238	245	279	263	254
11	294	270	285	255	273	279	245	251	287	270
12	339	333	309	324	295	312	320	284	289	327
ALLP	18	18	18	18	18	18	18	18	18	18
Total	1196	1150	1130	1139	1097	1093	1107	1095	1112	1116



FCI 5 YEAR & EVENTS COSTS		FCI 10 YEAR & EVENTS COSTS	
53.40%	\$20,179,331	61.25%	\$23,146,582

Lambton Kent District School Board

School & Site Information Summary

School: North Lambton Secondary School

Address: 15-17 George Street, Forest, ON N0N 1J0

Family of Schools: Aberarder Central School; Bosanquet Central School; East Lambton Elementary School; Grand Bend Public School; Kinnwood Central Public School



OTG (On the Ground) Ministry Rated Capacity:	822
Gross Floor Area (GFA):	9,359 m ²
Site Acreage:	6.29 Hectares/15.542 Acres
Original Building Date/Additions:	1940/1955,1959,1965,1971,1992
Grades:	Grades 9-12
Programs:	Regular; Native Second Language; Alternative Learning & Lifeskills
Out of Area Students:	70

NB. North Lambton Secondary School is one of four schools to be part of the new K-12 school being built in the Forest Area.

North Lambton Secondary School

5 Year Enrolment History

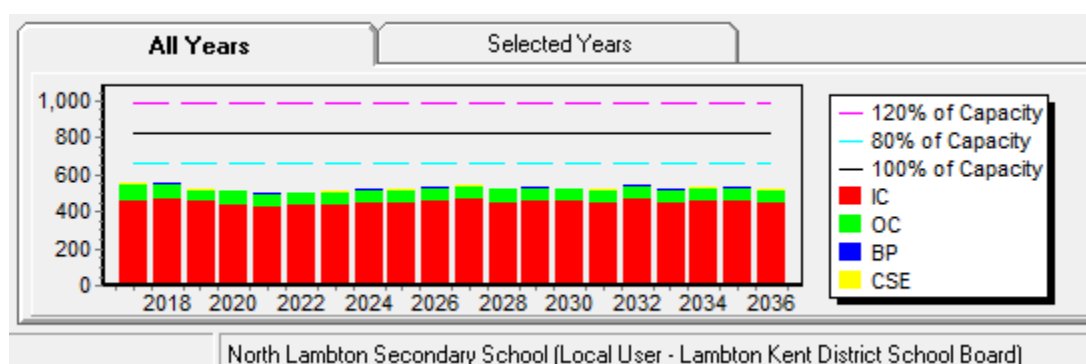
Grade	2017	2018	2019	2020	2021
9	94	103	102	101	118
10	130	104	109	92	103
11	110	129	104	94	98
12	207	216	195	167	175
ALLP	8	6	6	4	4
Total	549	558	516	458	498

Current Enrolment – October 31, 2022

Year	9	10	11	12	ALLP	Total
2022	112	120	108	190	5	535

10 Year Enrolment Projections

Grade	2023	2024	2025	2026	2027	2028	2029	2030	2031	2032
9	102	117	112	109	113	99	125	99	111	121
10	98	105	120	115	111	116	101	127	101	113
11	117	93	100	115	109	105	110	97	121	95
12	187	203	180	188	203	201	193	199	182	211
ALLP	4	4	4	4	4	4	4	4	4	4
Total	508	522	516	531	540	525	533	526	519	544



FCI 5 YEAR	EVENTS COSTS	FCI 10 YEAR	EVENTS COSTS
53.80%	\$13,448,255	67.63%	\$16,906,657

Lambton Kent District School Board

School & Site Information Summary

School: Ridgetown District High School

Address: 9 Harold Street North, Ridgetown, ON N0P 2C0

Family of Schools: *Naahii Ridge Public School; Ridgetown District High School-Grade 7&8*



OTG (On the Ground) Ministry Rated Capacity:	495
Gross Floor Area (GFA):	8,710 m ²
Site Acreage:	3.04 Hectares/7.511 Acres
Original Building Date/Additions:	1953/1962,1971
Grades:	Grades 9-12
Programs:	Regular; Native Second Language
Out of Area Students:	2

Ridgetown District High School

5 Year Enrolment History

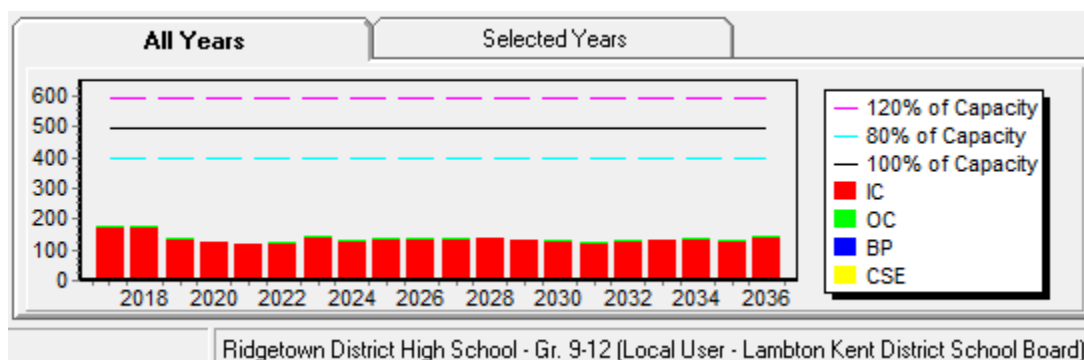
Grade	2017	2018	2019	2020	2021
9	35	38	11	30	22
10	37	38	38	13	38
11	52	35	41	26	17
12	53	66	52	48	41
Total	177	177	142	117	118

Current Enrolment – October 31, 2022

Year	9	10	11	12	Total
2022	29	23	38	27	117

10 Year Enrolment Projections

Grade	2023	2024	2025	2026	2027	2028	2029	2030	2031	2032
9	28	22	31	23	28	19	24	23	27	22
10	30	34	27	37	30	34	24	30	28	33
11	27	31	34	28	37	31	35	24	30	29
12	56	43	45	49	43	56	50	52	39	47
Total	141	130	137	137	138	140	133	129	124	131



FCI 5 YEAR & EVENTS COSTS		FCI 10 YEAR & EVENTS COSTS	
73.29%	\$12,699,047	104.78%	\$18,155,034

Lambton Kent District School Board

School & Site Information Summary

School: Tilbury District High School

Address: 97 Queen Street South, Tilbury, ON N0P 2L0

Family of Schools: Merlin Area Public School (shared); Tilbury Area Public School; Wheatley Area Public School



OTG (On the Ground) Ministry Rated Capacity:	537
Gross Floor Area (GFA):	7,632 m ²
Site Acreage:	9.96 Hectares/24.611 Acres
Original Building Date:	1948/1960,1963,1967,1977,2004
Grades:	Grades 9-12
Programs:	Regular
Out of Area Students:	118

Tilbury District High School

5 Year Enrolment History

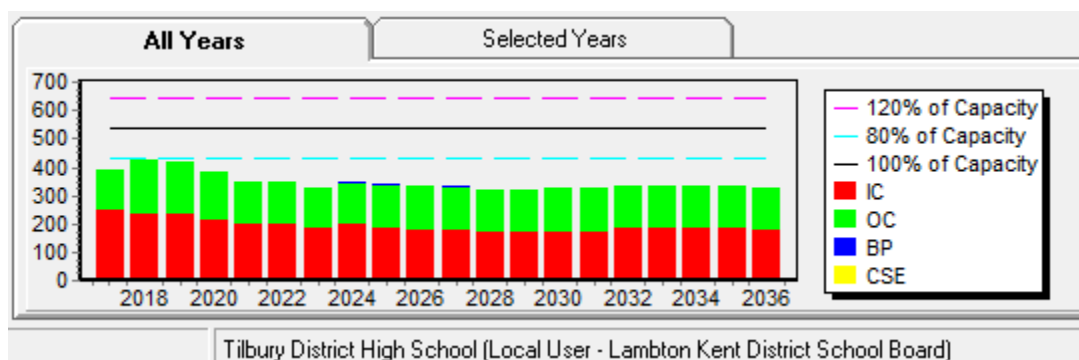
Grade	2017	2018	2019	2020	2021
9	86	90	78	56	65
10	92	103	105	95	64
11	101	97	104	96	97
12	114	137	134	129	123
Total	393	427	421	376	349

Current Enrolment – October 31, 2022

Year	9	10	11	12	Total
2022	82	79	74	118	353

10 Year Enrolment Projections

Grade	2023	2024	2025	2026	2027	2028	2029	2030	2031	2032
9	61	65	57	60	59	56	59	65	57	63
10	81	77	81	73	75	74	71	75	80	73
11	84	84	80	84	76	79	77	74	78	84
12	102	118	119	115	120	111	112	111	110	114
Total	328	344	337	332	330	320	319	325	325	334



FCI 5 YEAR & EVENTS COSTS		FCI 10 YEAR & EVENTS COSTS	
96.57%	\$15,551,010	99.47%	\$16,018,774

Lambton Kent District School Board

School & Site Information Summary

School: Wallaceburg District Secondary School

Address: 920 Elgin Street, Wallaceburg, ON N8A 3E1

Family of Schools: A.A. Wright Public School; H.W. Burgess Public School; Riverview Central School; Wallaceburg District Secondary School-Grade 7&8



OTG (On the Ground) Ministry Rated Capacity:	1,161
Gross Floor Area (GFA):	17,606 m ²
Site Acreage:	4.55 Hectares/11.243 Acres
Original Building Date:	1948/1954,1958,1962,1965,1970,1972,2001
Grades:	Grades 9-12
Programs:	Regular; Native Second Language; Alternative Learning & Lifeskills
Out of Area Students:	14

Wallaceburg District Secondary School

5 Year Enrolment History

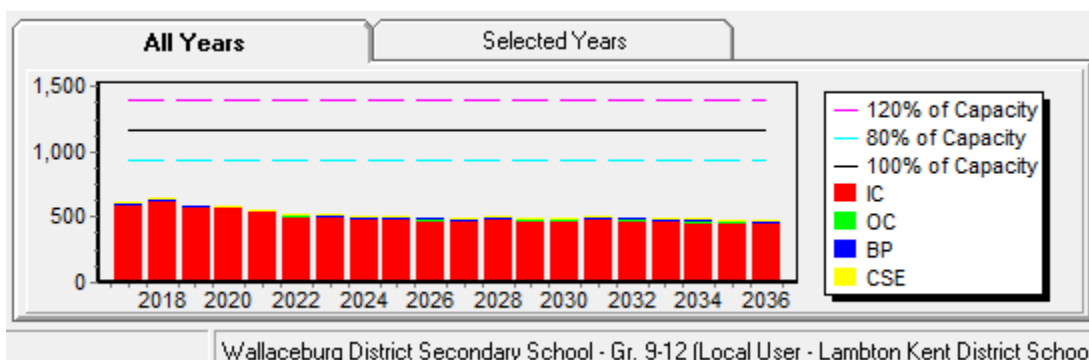
Grade	2017	2018	2019	2020	2021
9	132	159	126	116	125
10	130	136	164	110	122
11	143	132	136	133	117
12	193	201	149	142	179
ALLP	12	12	14	11	11
Total	610	640	589	512	554

Current Enrolment – October 31, 2022


Year	9	10	11	12	ALLP	Total
2022	152	135	138	151	11	587

10 Year Enrolment Projections

Grade	2023	2024	2025	2026	2027	2028	2029	2030	2031	2032
9	116	113	126	115	108	120	120	113	119	113
10	121	116	112	124	115	108	119	120	113	119
11	120	115	110	107	119	110	103	114	114	108
12	148	145	144	137	134	150	137	134	143	146
ALLP	11	11	11	11	11	11	11	11	11	11
Total	516	500	503	494	487	499	490	492	500	497



FCI 5 YEAR & EVENTS COSTS		FCI 10 YEAR & EVENTS COSTS	
34.25%	\$12,809,872	51.07%	\$19,101,048



FROM: Brian McKay, Associate Director – Corporate Services

DATE: December 13, 2022


SUBJECT: Budget Meeting Schedule for the 2023-2024 School Year



The Board’s annual budget process, for the 2023-24 school year, will begin in February 2023. This report establishes the budget schedule that will guide the planning of revenues and expenses, for the upcoming 2023-24 school year.

The meeting timelines proposed below will be used to guide the budget development process. The timelines will ultimately depend upon the date when the Ministry provides school boards with the grant regulations.

- Development and release of the initial budget memos, by the Ministry of Education, is anticipated to begin in mid-February 2023. The release of the technical paper and access to EFIS is anticipated to be available by the end of March 2023.
- Budget Workshops for Trustees and Administration: April 4 and May 2, 2023; all meetings begin at 5:00 p.m., at the SEC and CREC with video conferencing and Microsoft Teams options available. Meeting invites will be sent to all trustees.
- Presentation, review, public input and development of the budget, as required, at the public Regular Board Meetings on April 11 & 25 and May 9 & 23.
- Budget Information Sessions: Student Senate – May 1, Parent Involvement Committee – May 8, Indigenous Liaison Committee – May 17 and Special Education Advisory Committee - May 18.
- Final approval of the 2023-2024 Budget is scheduled to be presented at the June 6, 2023 Regular Board Meeting (contingency plan, if required - June 20, 2023 Regular Board Meeting).



FROM: Angie Barrese, Superintendent of Education

DATE: December 13, 2022

SUBJECT: Secondary School Survival Skills Summer Workshop for Students



Thanks to funding received from the Ministry of Education through two projects – *Re-engagement & Reading Assessment Support* and *Summer Transitions* – the Lambton Kent District School Board (LKDSB) was able to offer inaugural “Secondary School Survival Skills Summer Workshop for Students” during July and August of 2022.

As per the scope of work for the projects, the summer camp supported three critical areas of focus, namely:

- Learning Disruptions
- Inclusion and belonging
- Community Outreach/Supporting Families

Students in Grades 7-10 registered themselves to participate in the “Secondary School Survival Skills Summer Workshop for Students” held at secondary schools throughout the LKDSB in July and August. The Workshops were developed to support students focused on learning essential skills for success at the secondary school level. The camps provided opportunities for students to engage with their peers and LKDSB staff during the summer, and to help promote a smooth transition to secondary school in September 2022.

Applied Behaviour Analysis (ABA) Specialists, supported by educators and educational assistants, led day-long camps from 10:00 a.m.- 2:00 p.m. at five (5) school locations. The locations were Wallaceburg District Secondary School, Lambton Central Collegiate & Vocational School, John McGregor Secondary School, Great Lakes Secondary School, and Chatham-Kent Secondary School.

Learning Disruptions:

The transition from elementary to secondary school can be challenging. Through adequate transition planning, developing relationships, and reinforcing academic, social and emotional skills, students are able to experience academic and well-being success at the secondary school level.

Inclusion and Belonging:

Students had the opportunity to develop positive peer connections, learn organization and planning skills, develop daily routines and healthy lifestyle habits and focus on engaging in leisure and self-regulation breaks. All LKDSB students were invited to participate in these activities to help support a positive transition to school for the 2022-2023 school year. There was no cost for participants to engage in these camps. In total, 32 students participated. The program provided access to our self-contained ALLP classroom space in order to use the kitchen for food preparation as well as the combined areas for peer connections. Each camp offered one-day workshops with students being able to attend more than one session if they wanted. Students were permitted to participate at any of the available locations.

Community Outreach/Supporting Families:

Interested families were encouraged to contact their child's school to learn more about the camp and to register for this initiative. Once students were registered, the ABA Team contacted families to learn more about their child(ren), their strengths, and any areas of need. Personal connections with families and their students allowed our school teams to prepare individualized support and connections.

By utilizing feedback from participants and summer staff, adjustments will be made to programming being developed for future offerings. We plan to continue to offer the program at a variety of school sites, and to expand our parent resources and training materials.