

REGULAR BOARD MEETING AGENDA
PUBLIC SESSION

TUESDAY, APRIL 26, 2022
7:00 p.m.

A

Sarnia Education Centre
200 Wellington Street
Sarnia, ON
and Via Microsoft Teams

Page Reference

1. Call to Order
2. Approval of Agenda
3. Traditional Territorial Acknowledgement
4. Declaration of Conflict of Interest
5. Approval of the Minutes of:
 - a) April 12, 2022 Regular Board Meeting 3
6. Business Arising from the Minutes
7. Motions Emanating from the Regular Board Private Session
8. Motion that the Actions of the Regular Board Private Session be the Action of the Board.
9. Presentations:
10. Delegations:
11. Questions from the Public
12. Reports for Board Action
 - a) Policy and Regulations on *Prohibition of Trustee Use of Board Resources During Election Campaigns* 8
Director Howitt
Report B-22-55
Recommendation:
“That the Board approve the review of the policy and regulations on *Prohibition of Trustee Use of Board Resources During Election Campaigns.*”
 - b) Tender Award – Window Replacement – Lambton Central Centennial Public School 11
Superintendent McKay
Report B-22-56
Recommendation:
“That the Board award the tender to the successful bidder, Elric Contractors of Wallaceburg Ltd., for the Window Replacement at Lambton Central Centennial Public School.”
 - c) Tender Award – Boiler Replacement, Partial Roof Replacement and Water Main Upgrade, Winston Churchill Public School 12
Superintendent McKay
Report B-22-57
Recommendation:
“That the Board award the tender to the successful bidder, Elric Contractors of Wallaceburg Ltd., for the Boiler Replacement, Partial Roof Replacement and Water Main Upgrade at Winston Churchill Public School.”

13. Reports for Board Information:

a) Capital Plan 2022

Director Howitt
Superintendent McKay
Superintendent Sherman
Report B-22-58

13

b) Ontario Public School Boards' Association Update (OPSBA)

Trustee Fletcher
Oral Report

c) Student Senate

Student Trustees
Jacobs/Machan/Martin
Report B-22-59

41

14. Correspondence

15. New Business

16. Trustee Questions

17. Notices of Motion:

18. Announcements

a) The next Regular Board Meeting will be held on Tuesday, May 10, 2022 at the Chatham Regional Education Centre at 7:00 p.m.

19. Adjournment

PRESENT:

Trustees: Chair Randy Campbell, Greg Agar, Janet Barnes, Jane Bryce, Ruth Ann Dodman, Dave Douglas, Jack Fletcher, joining electronically, Malinda Little, joining electronically, and Lareina Rising, joining electronically

Student Trustees: Student Trustees Brianne Machan, Taryn Jacobs, joining electronically, and Kate Martin, joining electronically

Staff: Director of Education John Howitt, Superintendent of Business Brian McKay, joining electronically, Superintendents of Education, Angie Barrese, Ben Hazzard, Helen Lane, Mary Mancini

Regrets: Vice-Chair Derek Robertson, Trustee Scott McKinlay, Superintendents of Education Mark Sherman and Gary Girardi, and Public Relations Officer Heather Hughes

Recording Secretary: Jaime Shannon, Executive Assistant to the Director

Call to Order: Chair Campbell called the meeting to order at 7:00 p.m.

#2022-60 Moved by Jane Bryce, seconded by Greg Agar,

Approval of the Agenda

“That the Agenda for the Regular Board Meeting of April 12, 2022 be approved.”

CARRIED.

Student Trustee Brianne Machan read the Traditional Territorial Acknowledgement.

Declaration of Conflict of Interest

None

#2022-61
Approval of the Minutes
Mar/29/2022

Moved by Ruth Ann Dodman, seconded by Jack Fletcher,

“That the Board approve the Minutes of the Regular Board Meeting of March 29, 2022.”

CARRIED.

Business Arising

Following a question from the March 29, 2022 Board Meeting, Director Howitt stated that the Elementary Virtual Program enrolment for the 2022-2023 school year is estimated to be 146 students.

Following a request from the March 29, 2022 Board Meeting a SAL presentation has been scheduled for the May 24, 2022 Board Meeting.

The software platform for Board Meetings has changed from Zoom to Microsoft Teams, which will help alleviate the concerns regarding technical issues brought forth by a Trustee at the March 29, 2022 Board Meeting. Director Howitt thanked Superintendent McKay and the IT department for their efforts in moving to the new platform.

#2022-62
Motions Emanating from
the Regular Board Private

Moved by Jane Bryce, seconded by Janet Barnes,

Session - Trustee
McKinlay Excused from
Attending Board Meetings

“That the Board excuse Trustee Scott McKinlay from attending Board Meetings from April 12, 2022 to April 26, 2022.”

CARRIED.

#2022-63
Action of the Regular
Board Private Session be
the Action of the Board

Moved by Jane Bryce, seconded by Ruth Ann Dodman,
“That the Action of the Board in Private Session be the Action of the Board.”

CARRIED.

Presentation – Chatham
Kent Secondary School
Welding Program

Chatham Kent Secondary School (CKSS) Staff Gord Williams and Kevin Hoskins, along with two CKSS students, provided Trustees with information on the CKSS Technologies program. The presenters highlighted the Grade 9 Integrated Technologies course, which introduces students to a wide variety of tools, techniques, and procedures, the Grade 10-12 Automotive program, which now offers boat mechanics in partnership with local businesses, the Grade 10-12 Communications program, in which students use Adobe Cloud to learn industry standard software and techniques, and the Grade 10-12 Manufacturing program, which teaches students to use industry tools and machines. They explained that students are being trained to challenge three positions of welding tickets through the Canadian Welding Bureau, which could otherwise cost them upwards of \$10,000. The students in attendance earned silver in the Skills Ontario 2022 welding competition.

Trustee Bryce asked if the local trade unions were encouraging students to become members and Mr. Hoskins confirmed that was the case and added that some students have signed up for Youth Apprenticeship Programs.

Director Howitt remarked that the skilled trades are an essential part of secondary programming, but the technology programs have been significantly impacted through COVID-19. He remarked that the creativity of Curriculum Leaders and teachers in the technology departments have helped keep students engaged. He thanked the presenters for their hard work and the students for their dedication to the program.

There was a five-minute recess to assist those who were having difficulty accessing the meeting remotely.

Delegations

None

Questions from the Public

None

#2022-64
Proposed Revisions to the
LKDSB Procedural By-
laws
Report B-22-48

Director Howitt explained that updates to Sections 1 and 2 of the LKDSB Procedural By-laws were necessary as the Municipal Elections Act now states that all offices elected every four years during the Municipal Election have a start date of term of November 15. This is a change as the term for school board Trustees previously began in December, so it necessitated a revision to the Organization Meeting date. He added that when making this change a review of the by-laws took place and revisions are suggested to Section 3 in order to embed practices that have come forward during the pandemic, such as ensuring the public has the opportunity to be present in the Board Meetings when the meetings are not in person and ensuring delegations have the opportunity to present remotely. He noted that Section 7 has a housekeeping update.

Moved by Greg Agar, seconded by Janet Barnes,

“That the Board approves the revisions to Section 1.05, Section 2.2, 2.8, and 2.15, Section 3.14, 3.16, 3.17, 3.18, 3.19, and Section 7.4 of the LKDSB Procedural By-Laws.”

It was agreed to add the word *corporate* to Section 2.2 so Trustees are aware that the annual Organization Meeting is held at the corporate office of the Board.

#2022-65
Amendment to the Original
Motion Approved

Moved by Jane Bryce, seconded by Greg Agar,

“That the word *corporate* be added to Section 2.2 of the LKDSB Procedural By-Laws.”

AMENDMENT CARRIED.

MOTION AS AMENDED CARRIED.

#2022-66
Revised Schedule for
Regular Board Meetings
for the Period December
7, 2021 to November 15,
2022
Report B-22-49

Director Howitt explained that the change to the Municipal Elections Act and the revision to the LKDSB Procedural By-laws impacts the date of the Organization Meeting, and it will now be held on November 15. The previously scheduled November 22 Board Meeting was struck from the calendar since the date would be considered part of the following year’s term. The October 25 Board Meeting was canceled as it is the day after the Municipal Election.

Moved by Janet Barnes, seconded by Jack Fletcher,

“That the Board approves the revised Regular Board Meeting Schedule for the period December 7, 2021 to November 15, 2022”

CARRIED.

#2022-67
Policy and Regulations on
School Food and
Beverages
Report B-22-50

Director Howitt explained that the policy and regulations on School Food and Beverages have been reviewed as part of the LKDSB cyclical review. He noted that some revisions came at the request of the local public health units as Student Nutrition Programs must now follow the latest nutrition guidelines developed by the Ministry of Children, Community and Social Services. The regulations were also updated to reflect what is currently in practice and to move operational information and directions to a newly created Administrative Procedures document.

Moved by Greg Agar, seconded by Jane Bryce,

“That the Board approves the review of the policy and revised regulations on School Food and Beverages.”

It was recommended by a Trustee that the policy and regulations never cause students to feel bad about the lunch they bring to school as it could contribute to negative mental health.

CARRIED.

#2022-68

Superintendent McKay reviewed the report with Trustees.

Moved by Ruth Ann Dodman, seconded by Greg Agar,

Tender Award – Asphalt Replacement – Brooke Central School Report B-22-51 #2022-69	“That the Board award the tender to the successful bidder, Wellington Builders Inc., for the Asphalt Replacement at Brooke Central School.”	CARRIED.
Tender Award – Roof Restoration & Washroom Renovation – Errol Road Public School Report B-22-52	Superintendent McKay reviewed the report with Trustees. Moved by Jane Bryce, seconded by Janet Barnes, “That the Board award the tender to the successful bidder, Elric Contractors of Wallaceburg Ltd., for the Roof Restoration & Washroom Renovation at Errol Road Public School.”	CARRIED.
Special Education Advisory Committee Report Report B-22-53	Trustee Barnes referred Trustees to the report on the March 24, 2022 meeting and highlighted the presentations on Understanding Indigenous Learning and Enrichment Program Review. A letter to Minister Stephen Lecce was included in the report and Trustee Bryce requested that the response be shared with Trustees once it is received.	
Ontario Public School Boards’ Association Update (OPSBA)	Trustee Fletcher provided Trustees with an overview of the Western Regional meeting held on April 9, 2022. He highlighted OPSBA’s five multi-year priorities: Advocating for the Whole Child and Student Well-Being; Advancing Reconciliation: First Nations, Métis and Inuit Education; Supporting Trustees as Leaders in Public Education; Advocating for Sustainable and Equitable Education Funding; and Strengthening Positive Labour Relations. He noted that a Greater Essex County District School Board Trustee suggested that a representative from the Indigenous communities attend the next meeting to help further the priority of Advancing Reconciliation: First Nations, Métis and Inuit Education and he asked Trustee Rising for assistance.	
Correspondence	None	
New Business	None	
Trustee Questions	A question was asked on whether the Board was seeing staffing negatively affected by high rates of sick leave and if so, whether it is foreseen to be an ongoing issue. Director Howitt confirmed that non-attendance is higher than normal, but staff absences have remained steady and student absences have been gradually improving. He also noted the absences are not necessarily COVID-19 related as the numbers include illnesses other than COVID-19, leave requests for staff, and student absences due to sports tournaments and other reasons. He explained that unfilled Teacher and Education Worker jobs are occurring daily, which has a significant impact across the Board, as school administration and senior administration must work to find solutions for the vacancies daily. He noted that classes and schools can shift to synchronous learning, but sometimes the absences are not known until it is too late to cancel classes. About 40 student teachers have been assisting the Board, and once they complete their program, they may be hired to the occasional teacher list. He reported that about 25 Education Workers and 25 Teachers will be hired as well.	


A question was asked on the Board's stance on implementing a mask mandate and whether concerns should be expressed to the local public health units. Director Howitt responded that the weekly call with the Minister of Education included Dr. Ahmed, Associate Chief Medical Officer of Health for Ontario, who spoke directly to this question and does not feel at this time that any additional restrictions are necessary, but they are regularly monitoring attendance data from Boards. He added that during the call it was reiterated that school boards do not have the ability to add mask mandates, as it is in the realm of public health. He reported there is a weekly meeting with the Medical Officers of Health where questions like these will be put forth, and the Board will follow the direction of Public Health as it has throughout the pandemic.

A question was asked on how destreaming will affect students at Alexander Mackenzie Secondary School (AMSS), if they will offer Grade 9 academic courses, and what the long-range impact at AMSS will be as a result of destreaming. Superintendent Mancini responded that academic courses have never been offered at AMSS in Grade 9 or 10 and will not be offered going forward, but Locally Developed and Open level courses will still be offered. She explained that prior to destreaming, Grade 9 courses at AMSS included Locally Developed, Open, and Applied, but the Ministry of Education has mandated that school boards no longer offer Applied courses after this school year. She added that Locally Developed and Open courses include English, Math, Science, Technology, Physical Education, Art, among others, and that the Ministry's destreaming plan impacts Grade 9 only. She noted that programming will continue to be driven by student requests and may fluctuate each year based on student interests. Director Howitt added that AMSS is a great school that offers excellent programming for students. He explained that other secondary schools across the Board did not always offer sufficient programming for those who required modified programs, but through Superintendent Barrese's leadership this modified programming is now being offered and students are choosing to attend their home school for these courses and for other courses that do not need to be modified. He added that students will continue to choose their secondary school based on its course catalogue. He reminded Trustees that Chatham-Kent does not have a school similar to AMSS.

Notices of Motion	None
Announcements	The next Regular Board Meeting will be held on Tuesday, April 26, 2022 at 7:00 p.m. at the Sarnia Education Centre.
Adjournment	There being no further business of the Board, Chair Campbell declared the Meeting adjourned at 8:08 p.m.

Chair of the Board

Director of Education and
Secretary of the Board



FROM: John Howitt, Director of Education

DATE: April 26, 2022

SUBJECT: Policy and Regulations on Prohibition of Trustee Use of Board Resources During Election Campaign



According to Section 88.18 of the Municipal Elections Act,

“Before May 1 in the year of a regular election, municipalities and local boards shall establish rules and procedures with respect to the use of municipal or board resources, as the case may be, during the election campaign period.”

The attached policy and regulations have been reviewed and reaffirmed as the rules for the use of LKDSB resources by Trustees during the Municipal and School Board Election campaign period. Nothing in this policy prevents current elected Trustees from performing their role and duties during their term of office.

RECOMMENDATION:

“That the Board approve the review of the policy and regulations on Prohibition of Trustee Use of Board Resources During Election Campaigns.”



POLICY

SUBJECT: Prohibition of Trustee Use of Board Resources During Election Campaigns
--

It is the policy of the Lambton Kent District School Board to prohibit the use of Board resources by Trustees during election campaigns.

Implementation Date: March 27, 2018

Reviewed: **April 26, 2022**

Reference: LKDSB Regulations
Municipal Elections Act
Education Act
Trustee Code of Conduct




REGULATIONS

SUBJECT: Prohibition of Trustee Use of Board Resources During Election Campaigns

1. Trustees will not use their school LKDSB issued resources for any campaign-related purposes. This includes displaying election-related materials in LKDSB offices, board meetings, board events or school-related events or on LKDSB property.
2. Trustees will not distribute or use the LKDSB logo or telephone number or other contact information, including any LKDSB branding in any campaign-related material.
3. Trustees must ensure that all campaign-related material is funded by the trustee in their capacity as a candidate.
4. Trustees will not use the LKDSB email system to distribute election-related electronic messages and will not use the LKDSB voicemail system to record election-related messages.
5. Trustees will use their personal information technology resources to create and use social media accounts created for campaign purposes. These are to be separate and distinct from any accounts used by the candidate in their position as a trustee.
6. Trustees will not distribute (print, electronic or other method) any election-related materials via students or parents/guardians.
7. Trustees will not use the services of LKDSB staff to assist or advise in the preparation, distribution, communication or promotion of any election-related material.
8. Trustees who are seeking re-election may continue to perform their duties which may include their continued participation in local events held in schools while they serve their term of office. Trustees should not participate in activities at school events that could be perceived as campaigning.
9. Requests for visits by Trustees, for the purposes of campaigning, are not considered appropriate. *All Candidates Meetings* are encouraged and may occur on school property. These are sometimes arranged by school councils and community groups and usually held at night during non-school hours.
10. Trustees are not permitted to campaign at school-related events intended for the students and parents/guardians of that school. Trustees may continue to attend and participate in school-related activities but shall not campaign or conduct themselves in any way that may be perceived as campaigning.

Implementation Date: March 27, 2018
Reviewed: April 26, 2022

Reference: LKDSB policy
Municipal Elections Act
Education Act
Trustee Code of Conduct



FROM: Brian McKay, Superintendent of Business & Treasurer

DATE: April 26, 2022

SUBJECT: Tender Award – Window Replacement – Lambton Central Centennial Public School



Tenders were received electronically by the Purchasing Department and opened on March 3, 2022, by Don Masse and Brandon Wysman of the Plant & Maintenance Department. Bid results are as follows (** indicates successful bidder):





Tendered Base Bid: Replace all windows and entrance systems

PROJECT BIDDER	BASE BID (nic. HST)
** Elric Contractors of Wallaceburg Limited, Wallaceburg	383,489.73
Elgin Contracting and Restoration Ltd., St. Thomas	393,000.00
Maaten Construction Ltd., Sarnia	395,300.00
Wellington Builders Inc., Forest	415,900.00
TCl Titan Contracting Inc., Windsor	519,700.00

PROJECT SUMMARY	
Successful Bid Total (nic. h.s.t.)	383,489.73
Design Fees	32,596.63
Net HST	8,987.47
Total Project, This Report:	\$ 425,073.83
Budget Funding:	
- 2021/22 School Condition Improvement	425,073.83
Total Project Budget:	\$ 425,073.83

Recommendation:

“That the Board award the tender to the successful bidder, Elric Contractors of Wallaceburg Ltd., for the Window Replacement at Lambton Central Centennial Public School.”

 <p>STUDENT ACHIEVEMENT & WELL-BEING Advance high standards for innovative and responsive learning</p>	 <p>INCLUSIVE DIVERSITY Champion anti-oppressive education</p>	 <p>TRUSTING RELATIONSHIPS Strengthen relationships based on respectful collaboration</p>	 <p>SUSTAINABLE STEWARDSHIP Optimize human, financial and physical resources</p>
---	--	---	--

FROM: Brian McKay, Superintendent of Business & Treasurer

DATE: April 26, 2022

SUBJECT: Tender Award – Boiler Replacement, Partial Roof Replacement and Water Main Upgrade – Winston Churchill Public School



Tenders were received electronically by the Purchasing Department and opened on April 12, 2022, by Don Masse and Brandon Wysman of the Plant & Maintenance Department. Bid results are as follows (** indicates successful bidder):


Tendered Base Bid: Boiler replacement, partial roof replacement, water service upgrade and structural joist reinforcing

PROJECT BIDDER	BASE BID (nic. HST)
** Elric Contractors of Wallaceburg Limited, Wallaceburg	1,241,255.31
Elgin Contracting and Restoration Ltd., St. Thomas	1,366,000.00

PROJECT SUMMARY	
Successful Bid Total (nic. h.s.t.)	1,241,255.31
Design Fees	89,370.38
Net HST	28,741.52
Total Project, This Report:	\$ 1,359,367.22
Budget Funding:	
- 2021/22 School Condition Improvement	1,359,367.22
Total Project Budget:	\$ 1,359,367.22

Recommendation:

“That the Board award the tender to the successful bidder, Elric Contractors of Wallaceburg Ltd., for the Boiler Replacement, Partial Roof Replacement and Water Main Upgrade at Winston Churchill Public School.”



FROM: **John Howitt, Director of Education**
Mark Sherman, Superintendent of Capital Planning and Pupil Accommodation / Alternative and Continuing Education
Brian McKay, Superintendent of Business



DATE: **April 26, 2022**

SUBJECT: **Lambton Kent District School Board Capital Plan – April 2022**

In compliance with the Ministry of Education’s Community Planning and Partnerships (CPP) Guideline, the Lambton Kent District School Board releases a Capital Plan annually to update Community Partners on the status of LKDSB school conditions and demographics. This is done to allow the LKDSB and community organizations to work together to optimize the use of public assets. Cooperative and collaborative relationships between school boards and community organizations are part of the foundation of a strong, vibrant and sustainable publicly funded education system. It is the responsibility of all levels of government to make the best use of public assets. The twin challenges of local enrolment changes and making the best use of education funding to support student achievement create an incentive and opportunity to maximize the use of school board facilities and properties. Offering space in schools to partners can also strengthen the role of schools in communities, provide a place for programs and facilitate the coordination of, and improve access to, services for students and the wider community.

School boards have the authority to make decisions regarding their school facilities and the use of their properties that are consistent with the *Ontario Education Act*. The *CPP Guideline* does not prevent boards from building, renovating or closing schools or from disposing of surplus assets when required. Boards will continue to identify which schools will or will not be suitable for facility partnerships based on board-determined criteria.

The LKDSB Capital Report provides information on:

- The current partnerships in place involving LKDSB schools
- The LKDSB Demographics
 - Enrollment
 - Birthrates
 - School Capacity Levels
 - Facility Condition Index
 - Closed Classrooms
- School Renewal Needs
- Renovations and Additions
- Factors to consider for Community Partnerships

The LKDSB will continue to have discussions with municipalities and interested agencies in regard to underutilized school space as it is important for the LKDSB to explore options to address these situations. Accordingly, Superintendent of Capital Planning and Accommodation, Mark Sherman, will continue to be available to meet with municipal staff and interested agencies.

2022 CAPITAL PLAN



Lambton Kent
District School Board





The Lambton Kent District School Board (LKDSB) annually releases a Capital Plan to update community partners on the status of LKDSB school conditions and demographics. This allows the LKDSB and community organizations to work together to optimize the use of public assets.

Cooperative and collaborative relationships between school boards, municipalities, and community organizations are part of the foundation of a strong, vibrant and sustainable publicly funded education system. It is the responsibility of all levels of government to make the best use of public assets. The twin challenges of local enrolment changes and responsible allocation of education funding to support student achievement create an incentive and opportunity to maximize the use of school board facilities and properties. Offering space in schools to partners can also strengthen the role of schools in communities and provide a place for programs to facilitate the coordination of, and improve access to, services for students and the wider community.

School boards have the authority to make decisions regarding their school facilities and the use of their properties, as consistent with the *Ontario Education Act*. At the same time, the Ministry of Education's *Community Planning and Partnerships Guideline (CPPG 2015)* does not prevent school boards from building, renovating or closing schools, or from disposing of surplus assets when required. Should the LKDSB decide that a closed school is no longer needed for the Board, the facility can be declared surplus to the needs of the Board. School boards can then proceed to lease or sell the property according to the process outlined in the *Education Act, Ontario Regulation 444/98: Disposition of Surplus Real Property*. The LKDSB will continue to identify which schools are suitable for facility partnerships, based on school board-determined criteria.

In July 2018 the Ontario government upheld the moratorium on school closures and consolidations to allow time for a review of the pupil accommodation process and determine next steps. As such, the proposed LKDSB Pupil Accommodation Plan by Phases remains fixed as per Report B-19-95 as included in the 2021-22 Pupil Accommodation Report (PAR). The LKDSB continues to follow the existing process for building and renovating schools and disposing of surplus space where applicable.

Since amalgamation in 1998, the LKDSB has closed 14 elementary and 3 secondary schools.

YEAR OF VOTE BY TRUSTEES	SCHOOL CLOSURE	YEAR OF IMPLEMENTATION	SCHOOL OPENINGS/CONSOLIDATIONS
July 1999	Hill Street Public School, Corunna Murray Street Public School, Corunna	September 1999	Sir John Moore Community School, Corunna New School (combined Hill Street and Murray Street Schools) Blending of South Plympton School and Wyoming School <ul style="list-style-type: none"> ○ South Plympton – JK to Grade 3 ○ Wyoming – Grade 4 to 8
July 2000	East Lambton Secondary School Warwick Central School Watford Public School East Sombra Public School Euphemia Township Public School W.T. Laing Public School, Wallaceburg George Perry Adult Learning Centre	September 2001	East Lambton Elementary School (combined Warwick Central and Watford Public School at East Lambton Secondary School) Blending of Hillcrest/Queen Elizabeth II Schools (Petrolia) <ul style="list-style-type: none"> ○ Hillcrest – JK to Grade 3 ○ Queen Elizabeth – Grade 4 to 8
February 2001	McKeough Public School, Chatham closed July 1, 2001. Orford Township Public School, closed July 1, 2001. Victoria Park Public School, closed July 1, 2001.	September 2001	McKeough students re-assigned to John N. Given, King George VI, Tecumseh Public and Winston Churchill Public Schools. Orford students re-assigned to Howard-Harwich Public School. Victoria Park students were re-assigned to Queen Elizabeth II Public School, Chatham
February 2003	Chatham Collegiate Institute closed July 1, 2003	September 2003	Students re-assigned to Chatham-Kent Secondary School and John McGregor Secondary School
July 2009/2010	Johnston Memorial Public School, Sarnia Devine Street Public School, Sarnia	July 2009/2010	P.E. McGibbon Public School, Sarnia <ul style="list-style-type: none"> ○ Newly built school on former Johnston Memorial Public School site. ○ Consolidation of students from Devine Street Public School and Johnston Memorial Public School
July 2011	Ridgetown Public School	September 2011	Naahii Ridge Public School (JK to Grade 6) <ul style="list-style-type: none"> ○ Consolidation of students from Ridgeview Moravian Elementary School and Ridgetown Public School Grade 7 & 8 students re-assigned to Ridgetown District High School
January 2011	Reorganization of: Hillcrest Public School, Petrolia Queen Elizabeth II Public School, Petrolia	September 2011	École Hillcrest <ul style="list-style-type: none"> ○ Hillcrest Public School, Petrolia, established as a JK to Grade 8 French Immersion Single Track School Queen Elizabeth II Public School, Petrolia

YEAR OF VOTE BY TRUSTEES	SCHOOL CLOSURE	YEAR OF IMPLEMENTATION	SCHOOL OPENINGS/CONSOLIDATIONS
			<ul style="list-style-type: none"> Established as a JK to Grade 8 Regular Program School
June 2014	D.A. Gordon Public School, Wallaceburg	September 2014	<p>A.A. Wright Public School and H.W. Burgess Public School, Wallaceburg, became JK to Grade 6 schools.</p> <p>Grade 7 & 8 students re-assigned to Wallaceburg District Secondary School</p>
June 2016	St. Clair Secondary School, Sarnia Collegiate Institute and Technical School, Sarnia	2016	<p>Great Lakes Secondary School</p> <ul style="list-style-type: none"> Consolidation of students from St. Clair Secondary School and Sarnia Collegiate Institute and Technical School at the SCITS site for 2016/2017 and 2017/2018 Students relocated to former SCSS site as of September 2019.
June 2016	South Plympton Public School, Wyoming Wyoming Public School, Wyoming	2018	<p>Plympton-Wyoming Public School</p> <ul style="list-style-type: none"> Consolidation of students from South Plympton Public School and Wyoming Public School. Students will be consolidated at the former Wyoming Public School Site as of September 2018.
March 2017	Aberarder Central School, Camlachie Bosanquet Central School, Thedford Kinnwood Central School, Forest North Lambton Secondary School, Forest	To be determined	<p>Consolidated Kindergarten to Grade 12 School</p> <ul style="list-style-type: none"> Consolidation of students from Aberarder Central School, Bosanquet Central School, Kinnwood Central School, and North Lambton Secondary School. Students will be consolidated on a date and site to be determined in Forest, Ontario.
April 2017	John N. Given Public School, Chatham	July 1, 2018	<p>Tecumseh Public School</p> <ul style="list-style-type: none"> Relocation of Grade 7 and 8 French Immersion students from John N. Given Public School at McNaughton Avenue Public School as of September 1, 2017. Consolidation of students from Tecumseh Public School and John N. Given Public School at Tecumseh Public School site as of September 1, 2018. <p>John N. Given Learning Centre</p> <ul style="list-style-type: none"> John N. Given Public School repurposed as a community hub, September 1, 2018

The LKDSB entered into successful partnerships in the following school board properties:

- Grand Bend Public School – Municipality of Lambton Shores – Library
- Sir John Moore Community School – St. Clair Township – Community Room
- Bright’s Grove Elementary School-Lambton County-Gymnasium and Library
- Brigden Public School – St. Clair Township – Library and Gymnasium
- Tecumseh Public School – Municipality of Chatham-Kent – Tennis Courts, Nature Trail and Sports Fields
- Wheatley Area Public School – Municipality of Chatham-Kent – Shared Playground Area and Sports Fields
- Kinnwood Central Public School – North Lambton Childcare Hub
- Lambton Kent Composite School Sports Field – Municipality of Chatham Kent partnership with outdoor facilities
- Ridgetown District High School Sports Field – Municipality of Chatham Kent partnership with outdoor facilities
- Hanna Memorial Public School property – Access to use of property for long jump activities
- John N. Given Learning Centre – Goodwill Industries
- John N. Given Learning Centre –Tri-County Literacy Network
- John N. Given Learning Centre – Chatham Kent Children’s Services

LKDSB Lease Agreements

The LKDSB has rental/lease agreements in the following school board properties:

- Alexander Mackenzie Secondary School – LEADS Employment Services
- John N. Given Learning Centre – Tri-County Literacy Network

LKDSB Undeveloped Properties

The Board owns property in the following areas:

- Sherwood Village in South Sarnia (4.49 acres)
- Keil Drive in South Chatham (8.03 acres)
- Lakeshore Road-Vacant Property between Mike Weir Park Road and Brigden Road (5.06 acres)

The LKDSB has successful partnerships with the following child care providers. These facilities are designed to provide a breadth of child care services to the local community, including early identification services, licensed child care spaces for children infants to school age. All schools listed provide before and after school care. The LKDSB continues to work with partners to establish child care sites to meet the needs of its families and communities.

★ Locations with full day child care services

LKDSB Child Care Programs 2021-2022

<u>School Name</u>	<u>Child Care Provider</u>
A. A. Wright Public School, Wallaceburg	The Family Centre
Aberarder Central School, Camlachie	Lambton Rural Child Care
Bridgeview Public School, Point Edward	Point Edward Early Learning Centre ★
Bright’s Grove Public School, Bright’s Grove	YMCA of Southwestern Ontario - Child Care
Brooke Central Public School, Alvinston	Lambton Rural Child Care ★
Cathcart Public School, Sarnia	YMCA of Southwestern Ontario - Child Care
Colonel Cameron Public School, Corunna	YMCA of Southwestern Ontario - Child Care
Dresden Area Central School, Dresden	Lambton Rural Child Care ★
East Lambton Public School, Watford	Lambton Rural Child Care
Errol Road Public School, Sarnia	YMCA of Southwestern Ontario - Child Care
Errol Village Public School, Camlachie	Lambton Rural Child Care
Grand Bend Public School, Grand Bend	North Lambton Child Care Centre ★

Gregory Drive Public School, Chatham	Kid's Stuff Family Learning Centre ★
H. W. Burgess Public School, Wallaceburg	The Family Centre
Hanna Memorial Public School, Sarnia	Ska: Na Family Learning Centre
Harwich Raleigh Public School, Blenheim	Growing Together Family Resource Centre
High Park Public School, Sarnia	YMCA of Southwestern Ontario – Child Care
Hillcrest Public School, Petrolia	Generations Day Care
Indian Creek Road Public School, Chatham	YMCA of Southwestern Ontario-Child Care★
John N Given Learning Centre	Adventure Hours Nursery School ★
King George VI Public School, Chatham	YMCA of Southwestern Ontario - Child Care
King George VI Public School, Sarnia	London Bridge Child Care Services
Kinnwood Central Public School, Forest	North Lambton Child Care Centre ★
Lakeroad Public School, Sarnia	YMCA of Southwestern Ontario - Child Care
Lambton Centennial Public School, Petrolia	Generations Day Care ★
Lansdowne Public School, Sarnia	YMCA of Southwestern Ontario - Child Care
London Road Public School, Sarnia	YMCA of Southwestern Ontario - Child Care
McNaughton Avenue Public School, Chatham	YMCA of Southwestern Ontario - Child Care
Merlin Area Public School, Merlin	Tilbury Tots Early Learning Centre ★
Naahii Ridge Public School, Ridgetown	Ridge K.I.D.S. ★
P.E. McGibbon Public School, Sarnia	YMCA of Southwestern Ontario - Child Care
Plympton - Wyoming Public School	Generations Day Care ★
Queen Elizabeth II Public School, Chatham	Kid's Stuff Family Learning Centre
Queen Elizabeth II Public School, Petrolia	Generations Day Care
Queen Elizabeth II Public School, Sarnia	London Bridge Child Care Services
Riverview Central School, Port Lambton	Sombra Township Child Day Care Centre ★
Rosedale Public School, Sarnia	YMCA of Southwestern Ontario - Child Care
Sir John Moore Community Public School,	YMCA of Southwestern Ontario - Child Care
Tecumseh Public School, Chatham	Growing Together Family Resource Centre
Thamesville Area Public School, Thamesville	Thamesville & Area Early Learning Centre
Tilbury Area Public School, Tilbury	Tilbury Tots Early Learning Centre ★
Victor Lauriston Public School, Chatham	Kid's Stuff Family Learning Centre
W.J. Baird Public School, Blenheim	Growing Together Family Resource Centre ★
Wheatley Area Public School, Wheatley	Tilbury Tots Early Learning Program ★
Winston Churchill Public School, Chatham	Kid's Stuff – The Family Learning Centre ★

Community Hubs in the Province of Ontario

In August 2015, the Premier's Community Hubs Framework Advisory Group published *Community Hubs in Ontario: A Strategic Framework and Action Plan* and wrote that community hubs can be an access point for a range of health and social services, along with cultural, recreational, and green spaces to nourish community life. They can be located in a school, a neighbourhood centre, an early learning centre, a library, an elderly persons centre, a community health centre, an old government building, a place of worship or another public space. In Ontario, they can be found in both high-density urban neighbourhoods or in isolated rural communities. A community hub is seen as a unique location with services defined by local needs, services and resources. This is a location where people come together to access services, meet one another and plan together. The LKDSB continues to respond to requests for further community partnerships, where appropriate.

In May 2016, the Ministry of Education released a *Memorandum on the Ministry of Education Initiatives to Support Community Hubs in Schools* to Directors of Education, Children Service Leads and Directors of District Social Service Administration Boards in Ontario. The Ministry of Education states that they are working to create space for new child care and child and family support programs, open more spaces for child care for children under four years of age and make surplus school space available for use by community partners.

In September 2018, a repurposed elementary school site reopened as the John N. Given Learning Centre. The facility houses the LKDSB's Adult & Continuing Education program and alternative Special Education programs. As per the Ministry of Education's direction regarding supporting community partnerships, the John N. Given Learning Centre provides a unique opportunity for Chatham-Kent residents to access a variety of services in one location.

The Lambton Kent District School Board continues to seek opportunities to work with municipal and community partners to make better use of space to support community interests.

Community Use of Schools

Schools provide a safe and supportive learning environment for students; they are also welcoming and inclusive places for community members to come together, volunteer, build skills, access community programs, and become physically active during non-school hours.

A variety of school facilities are available for rent, including gymnasiums, classrooms, cafeterias, auditoriums, libraries, and outdoor sports fields.

To support affordable community access to school facilities, the Ministry of Education provides school boards with an annual Community Use of Schools Grant which boards use to subsidize rental rates for non-profit organizations. The following table shows the number of rental hours, by type of space, by school, for community use of LKDSB schools.

The Lambton Kent District School Board continues to focus on the health and safety of students and staff during the pandemic. As part of the safety protocols, schools have periodically been closed to community use indoor and outdoor rentals throughout the 2021-22 school year.

2021-22 LKDSB Community Use Hours/Fees
Rental Hours and Fee Projections as of February 1, 2022

	RENTAL HOURS					RENTAL FEES			
	Classroom	Gymnasium	Library	Other	OUTDOOR Sports Fields	TOTAL HOURS	Grant	Fees	TOTAL FEES
A.A. Wright Public School		6.00				6.00	\$ 48.00	\$ -	\$ 48.00
Aberarder Central Public School							\$ -	\$ -	\$ -
Alexander Mackenzie Secondary School		227.00				227.00	\$ 2,724.00	\$ -	\$ 2,724.00
Blenheim District High School				20.25		20.25	\$ 435.38	\$ -	\$ 435.38
Bosanquet Central Public School							\$ -	\$ -	\$ -
Bridgeview Public School		62.25				62.25	\$ 498.00	\$ -	\$ 498.00
Brigden Public School							\$ -	\$ -	\$ -
Brights Grove Public School		116.50	2.50			119.00	\$ 952.00	\$ -	\$ 952.00
Brooke Central Public School							\$ -	\$ -	\$ -
Cathcart Boulevard Public School			63.50			63.50	\$ 508.00	\$ -	\$ 508.00
Chatham Kent Secondary School	554.25	192.50			1,136.00	1,882.75	\$ 4,063.88	\$ -	\$ 4,063.88
Colonel Cameron Public School		79.50				79.50	\$ 636.00	\$ -	\$ 636.00
Confederation Central Public School							\$ -	\$ -	\$ -
Dawn Euphemia Public School							\$ -	\$ -	\$ -
Dresden Area Central School							\$ -	\$ -	\$ -
East Lambton Elementary School							\$ -	\$ -	\$ -
Errol Road Public School		62.00				62.00	\$ 856.00	\$ -	\$ 856.00
Errol Village Public School							\$ -	\$ -	\$ -
Grand Bend Public School							\$ -	\$ -	\$ -
Great Lakes Secondary School	15.00			41.00		56.00	\$ 219.25	\$ -	\$ 219.25
Gregory Drive Public School							\$ -	\$ -	\$ -
H.W. Burgess Public School							\$ -	\$ -	\$ -
Hanna Memorial Public School							\$ -	\$ -	\$ -
Harwich-Raleigh Public School							\$ -	\$ -	\$ -
High Park Public School		16.00				16.00	\$ 128.00	\$ -	\$ 128.00
Hillcrest Public School							\$ -	\$ -	\$ -
Indian Creek Road Public School		104.50				104.50	\$ 1,140.00	\$ -	\$ 1,140.00
John McGregor Secondary		95.50		6.75		102.25	\$ 1,291.13	\$ -	\$ 1,291.13
John N. Given Learning Centre							\$ -	\$ -	\$ -
King George VI Public School (Chatham)							\$ -	\$ -	\$ -
King George VI Public School (Samia)							\$ -	\$ -	\$ -
Kinnwood Central Public School							\$ -	\$ -	\$ -
Lakeroad Public School							\$ -	\$ -	\$ -
Lambton Centennial Public School							\$ -	\$ -	\$ -
Lambton Central Collegiate Vocational Institute	49.50			12.00	4.50	66.00	\$ 406.50	\$ -	\$ 406.50
Lambton Kent Composite School				13.75		13.75	\$ 295.63	\$ -	\$ 295.63
Lansdowne Public School		1.75				1.75	\$ 14.00	\$ -	\$ 14.00
London Road School							\$ -	\$ -	\$ -
McNaughton Avenue Public School		120.00				120.00	\$ 1,440.00	\$ -	\$ 1,440.00
Merlin Area Public School							\$ -	\$ -	\$ -
Mooretown - Courtright Public School							\$ -	\$ -	\$ -
Naahii Ridge Elementary School							\$ -	\$ -	\$ -
North Lambton Secondary School							\$ -	\$ -	\$ -
Northern Collegiate Institute Vocational School		78.00				78.00	\$ 624.00	\$ -	\$ 624.00
P.E. McGibbon Public School							\$ -	\$ -	\$ -
Plympton-Wyoming Public School							\$ -	\$ -	\$ -
Queen Elizabeth II Public School (Chatham)		82.00				82.00	\$ 984.00	\$ -	\$ 984.00
Queen Elizabeth II Public School (Petrolia)							\$ -	\$ -	\$ -
Queen Elizabeth II Public School (Samia)							\$ -	\$ -	\$ -
Ridgetown District High School		41.75				41.75	\$ 1,064.63	\$ -	\$ 1,064.63
Riverview Central School		47.50				47.50	\$ 380.00	\$ -	\$ 380.00
Rosedale Public School		37.50				37.50	\$ 300.00	\$ -	\$ 300.00
Samia Collegiate Institute and Technical School							\$ -	\$ -	\$ -
Sir John Moore Community School		48.00				48.00	\$ 576.00	\$ -	\$ 576.00
Tecumseh Public School		100.00			12.00	112.00	\$ 1,200.00	\$ -	\$ 1,200.00
Thamesville Area Central Public School							\$ -	\$ -	\$ -
Tilbury Area Public School							\$ -	\$ -	\$ -
Tilbury District High School				20.25	36.00	56.25	\$ 435.38	\$ -	\$ 435.38
Victor Lauriston Public School		70.00				70.00	\$ 560.00	\$ -	\$ 560.00
W.J. Baird Public School							\$ -	\$ -	\$ -
Wallaceburg District Secondary School				20.25	72.00	92.25	\$ 435.38	\$ -	\$ 435.38
Wheatley Area Public School		3.00				3.00	\$ 24.00	\$ -	\$ 24.00
Winston Churchill Public School							\$ -	\$ -	\$ -
Wyoming Public School							\$ -	\$ -	\$ -
Zone Township Central School							\$ -	\$ -	\$ -
Totals	618.75	1,591.25	66.00	134.25	1,260.50	3,670.75	\$22,239.16	\$ -	\$22,239.16

SPECIAL NOTES:

Other: Includes cafeterias, changerooms, theater and hallways (hallwalking programs) rentals
Grant: Ministry of Education CUS funding used to subsidize non-profit rentals
Fees: Funds paid by rental groups for space use

Dialogue with Community Partners

Capital Planning and Pupil Accommodation involves sharing of information between the LKDSB and its community partners. Senior Administration continues to meet with community partners and reviews supplementary documentation on a variety of topics to further support the LKDSB schools and the communities where they are located.

Community	Document/Meetings	Date Reviewed by the LKDSB
Town of Plympton-Wyoming	Dialogue regarding crosswalks in the Town of Plympton-Wyoming	January 2018
City of Sarnia	Dialogue regarding Active and Safe Routes to School with a pilot at Errol Road Public School	May 2018
Municipality of Chatham-Kent	Dialogue regarding Safe Passage to School and discussion regarding Tecumseh Public School Pedestrian Review	May 2018
Municipality of Lambton Shores	Dialogue for construction of K-12 School, Forest, Ontario	May 2018-Present
Aamjiwnaang First Nation	Dialogue regarding Capital Plan 2018	May 2018
County of Lambton Social Planning & Children's Services Department	Dialogue for construction of K-12 School, Forest, Ontario	May 2018
Kettle & Stony Point First Nation	Dialogue regarding Capital Plan 2018	May 2018
Ontario Cannabis Store	Dialogue regarding location of Ontario Cannabis Store in Chatham-Kent	May 2018
Municipality of Chatham-Kent Public Health; Lambton Public Health	Dialogue regarding Smoke Free Ontario Act	June 2018-Present
Municipality of Chatham-Kent	Participated in helping to write the Green Cities Funding Proposal	Fall 2018 - Spring 2019
Chatham-Kent Community Leaders Cabinet	Multi-Department LKDSB participation in the Job Preparation Action Team	Fall 2019 - Present
City of Sarnia	Participated in the Round Table Discussions on Homelessness and Affordable Housing	Fall 2019
City of Sarnia	Participated in Ontario Active School Travel (OAST) Initiative and extended to 4 LKDSB Elementary	June 2019 - Present

Municipality of Lambton Shores	Forest School Discussion – pre-planning process inquiries.	November 25, 2020
Bluewater Health Helipad Stakeholders Group	WRT Future Plans for Helipad Development that is in proximity to Hanna Memorial Public School	January 19 th , 2021
City of Sarnia	Development Area 2 – Growth Discussion. Long term planning meeting – sought LKDSB input.	March 2 nd , 2021
Chatham-Kent Municipality	CK Workforce Planning Board, along with Workforce Planning West (WPW). Impacts on Southwestern Ontario Labour market due to COVID-19.	March 17 th , 2021

Chatham-Kent Community Leaders’ Cabinet

The Director of Education represents the LKDSB as a member of the Chatham-Kent Community Leaders’ Cabinet, which is chaired by the Mayor of the Municipality of Chatham-Kent. This committee includes representatives from various sectors (government, business, social/voluntary, health and education). The Chatham-Kent Community Leaders’ Cabinet is focused on improving of the quality of life in Chatham-Kent, particularly in the areas of education/learning, economy and healthy living.

Chatham-Kent Education Sector Leaders’ Meeting

LKDSB administration participates in the Chatham-Kent Education Sector Leaders’ Meeting, which is chaired by the Mayor of the Municipality of Chatham-Kent and supported by the Chatham-Kent Workforce Planning Board. This meeting includes representatives from the LKDSB, St. Clair Catholic District School Board, Conseil Scolaire Catholique Providence, Chatham Christian School, University of Guelph – Ridgetown Campus, St. Clair College, and the Municipality of Chatham-Kent, to share organizational strategic priorities and discuss issues related to education and employment.

DEMOGRAPHICS

In the 2021/2022 school year, enrolment has rebounded partially in both elementary and secondary panels. The increase was the result of students returning from homeschooling program and students participating in the remote learning program, and the continued positive migration. Ten-year projections indicate that overall enrolment will decline at a marginal pace.

LKDSB’s Enrolment History

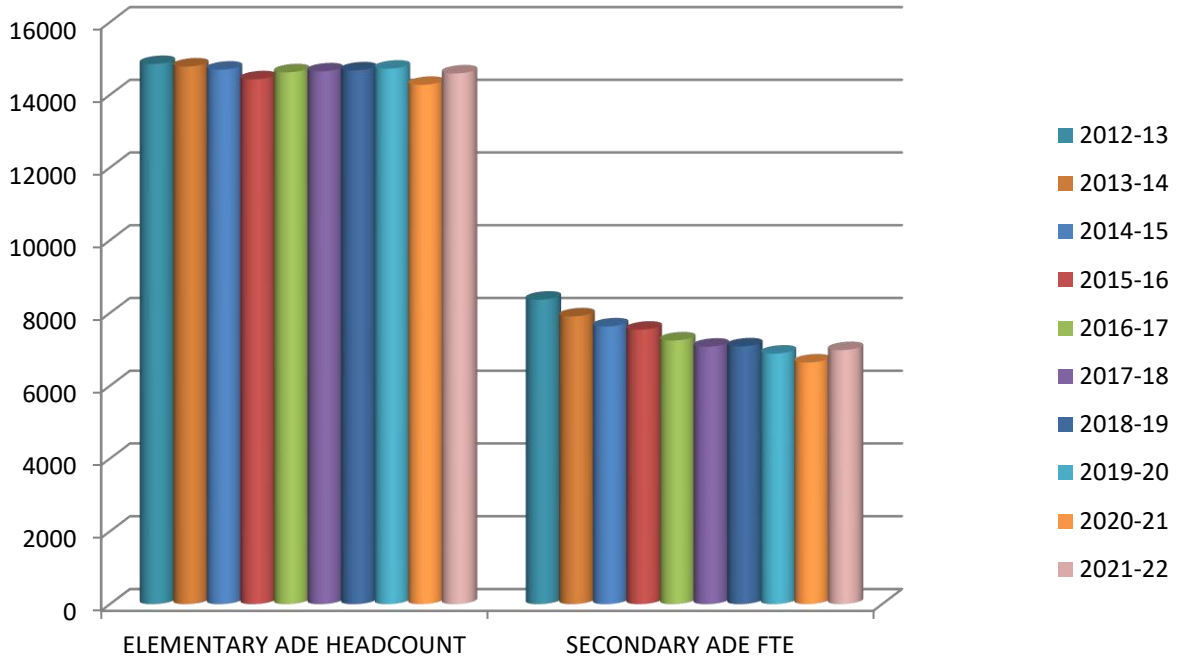
In the 2021/2022 school year there was a 7.08% decline in overall student population compared to enrolment ten years earlier in the 2012/2013 school year, as outlined in the chart below. Enrolment in the LKDSB has experienced decline since Board amalgamation in 1998.

COMPARISON OF TOTAL STUDENT AVERAGE DAILY ENROLMENT BY HEADCOUNT

	2012-2013	2021-2022	Change	% Change
Elementary Enrolment	14,850	14,591	(259)	(1.74%)
Secondary Enrolment	8,367	6,981	(1,386)	(16.5%)
Totals	23,217	21,572	(1,645)	(7.08%)

In the 2021/2022 school year, our elementary enrolment increased by 319 students over the previous school year. Secondary enrolment increased by 234 students over the previous school year.

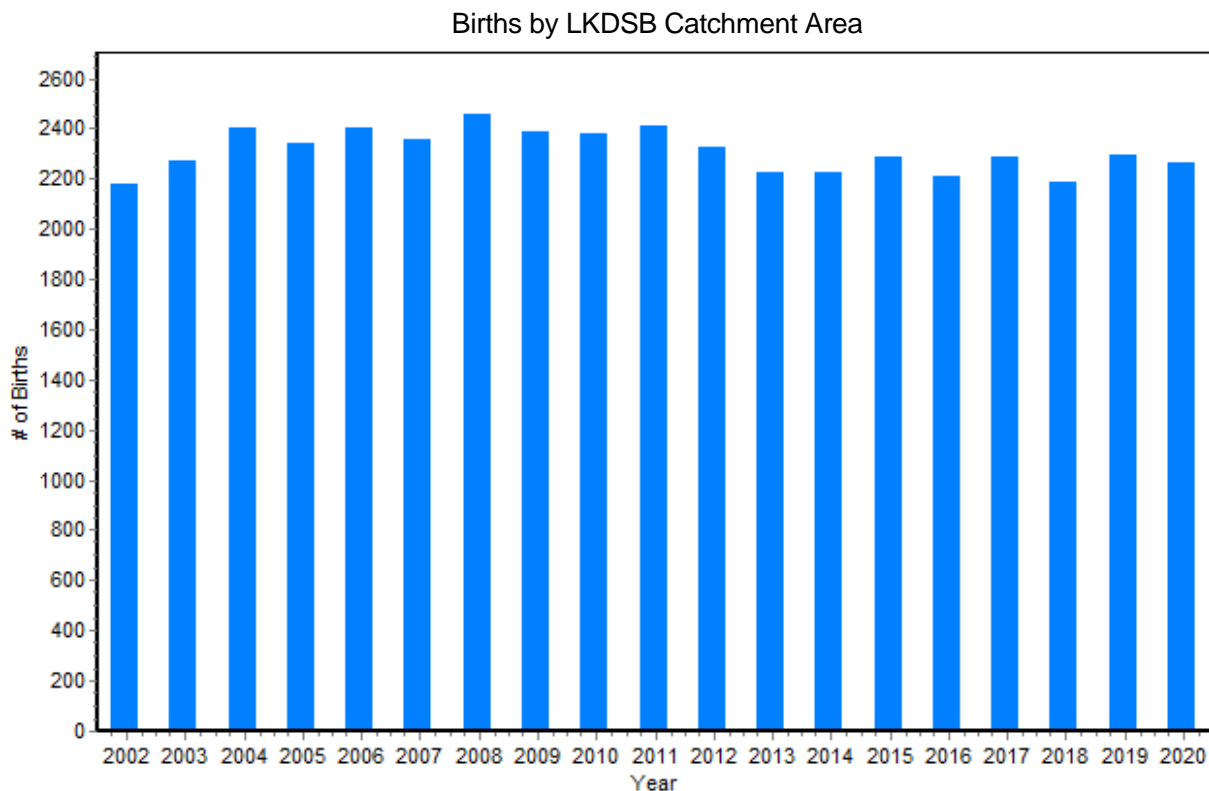
LKDSB TEN YEAR ENROLMENT HISTORY ACTUALS 2012-13 TO 2021-22



ADE - Average Daily Enrolment (October 31 & March 31 totals, divided by 2).
 FTE - Full Time Equivalency - Calculated based on number of credits in secondary student

Birth Rates

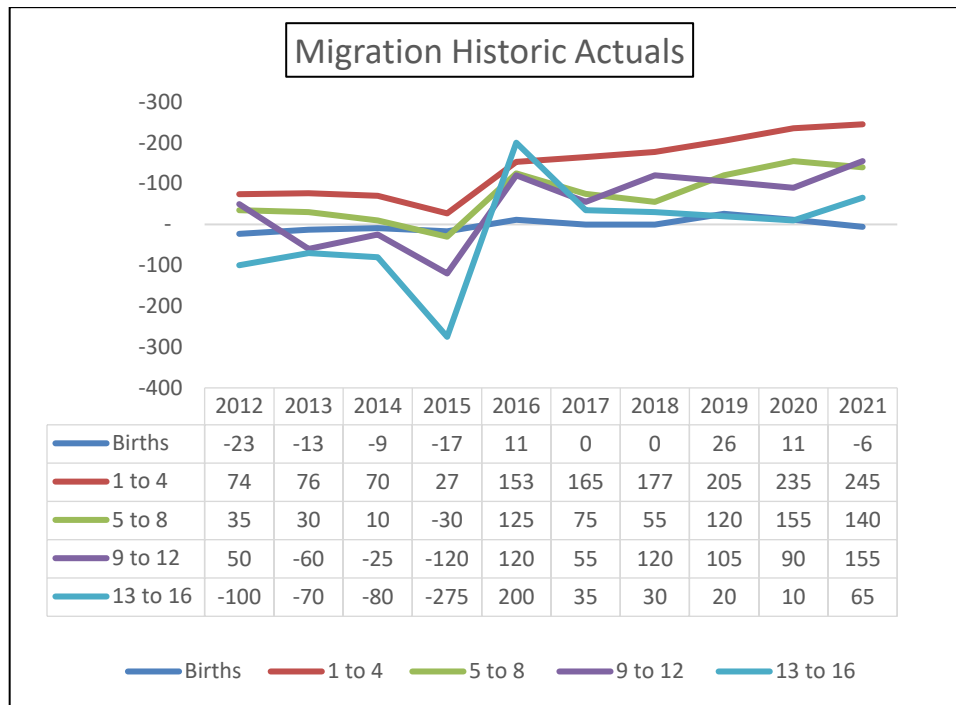
Birth data on a Board-wide basis for the period from 2002 to 2020 illustrates a range in the number of births. The birth graph below shows over the last 8 years, the number of births to women residing within the Lambton Kent District School Board was significantly lower than the previous 10 years, however, the number has remained consistent, fluctuating between 2175 and 2282 births a year.



Data sources used by the Board's planning software to determine the birth rate include the Provincial Birth Registry, Canada Child Benefit information, and available Census data.

Provincial Birth Rate and LKDSB Catchment Area Birth Rate Assumptions have been removed from the projections. The 2016 Census is now 5 years' old and is thus less valuable (outdated) in terms of its accuracy. The 2021 Census data will be released over the course of this 2022 year, and new birth assumptions will be available for future projections. Given the stability in the number of births since 2013, the assumption made in this projection is that the number of births will remain similar.

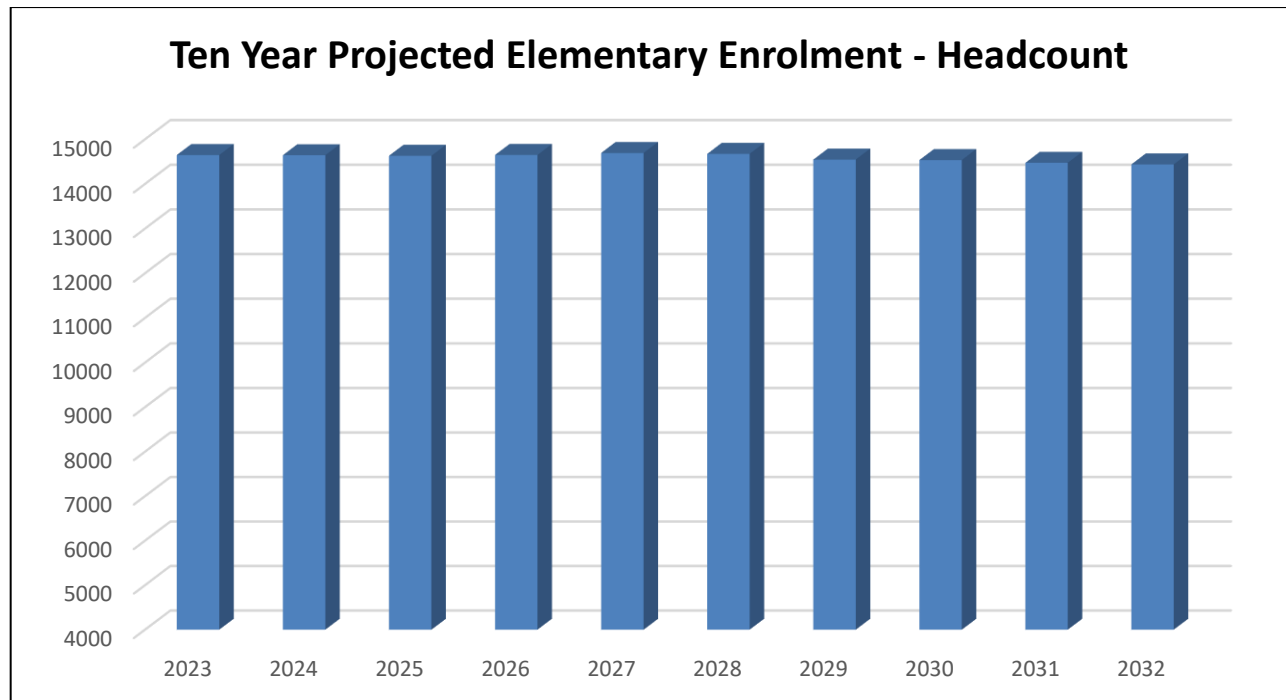
Net Migration



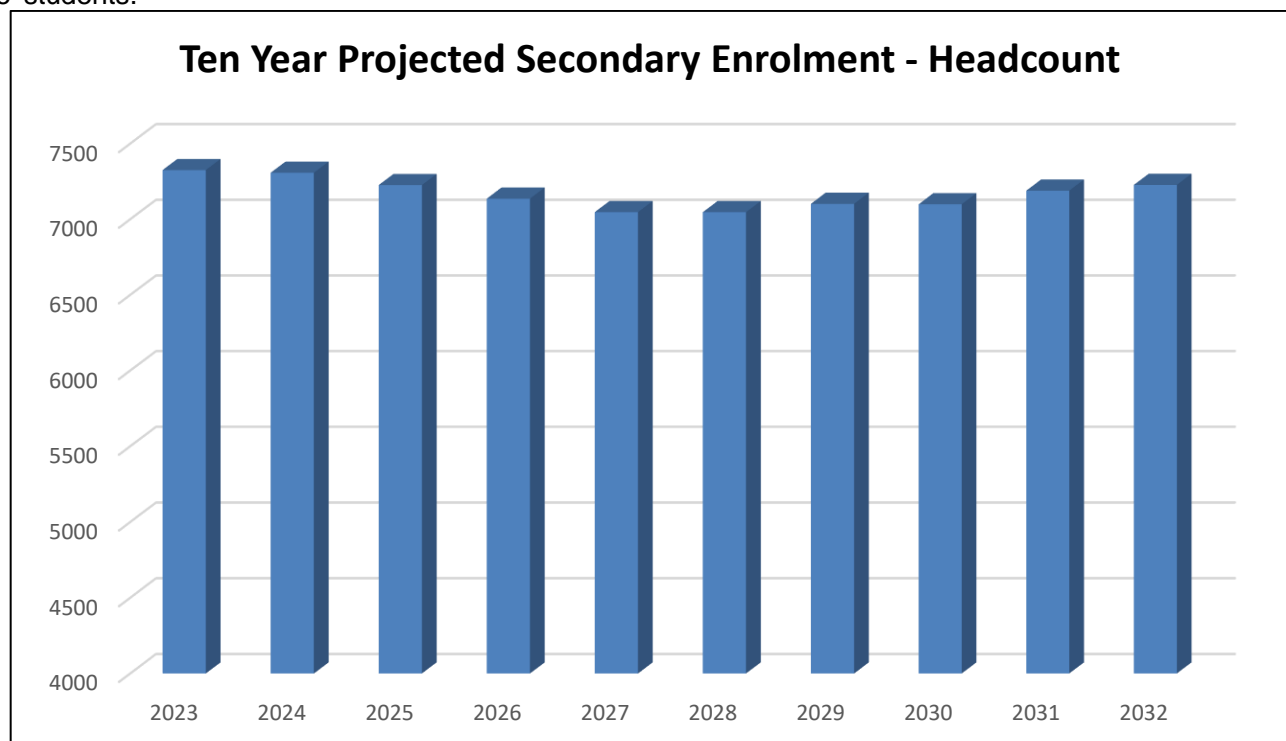
The net migration data illustrated above outlines the movement of people either into or out of the LKDSB catchment area as a permanent resident. From 2012 to 2015, a greater number of youth between the ages 0-16 migrated out of the LKDSB catchment area. Over the last 6 years the net migration into the LKDSB catchment area is greater than the net migration out of the LKDSB catchment area.

LKDSB's Projected Enrolment

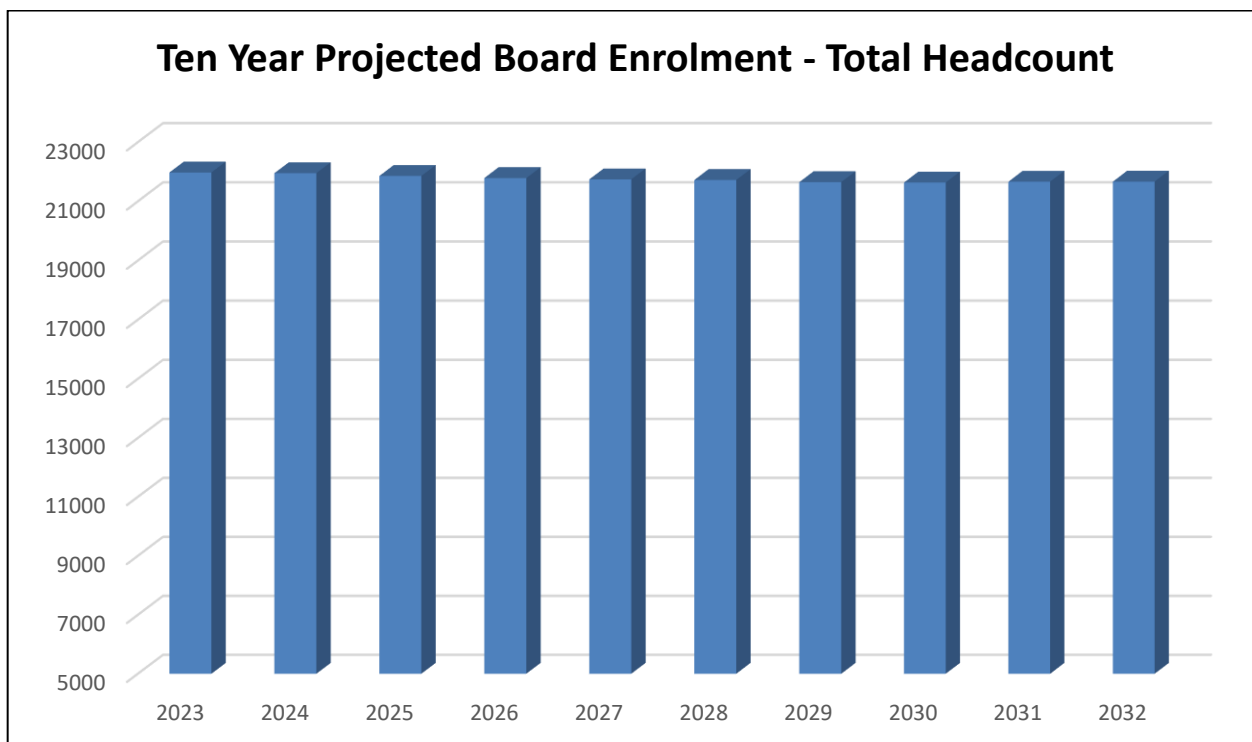
Elementary headcount is projected to continue to decline, but at a slower pace than was anticipated one year ago. In 2023, a high of 14,648 elementary aged students is projected. Ten years later, in 2032, the elementary enrolment projection is 14,438, a decline of 210 students. This projection would result in an average of twenty-one less elementary students per year over the next ten years.



Secondary enrolment (under 21) is projected to fluctuate over the next ten years, due to larger elementary class moves to secondary. In 2032, an estimated headcount of 7,227 is projected, resulting in a decrease of 98 students over the 2023 projection of 7,325 total students. This includes projected student participation in the International Education Program. It is important to note that with secondary enrolment, not all students in this headcount will be funded as full-time students.



Enrolment in the LKDSB is projected to continue to decline, as outlined in the chart below.



By 2032, projections indicate that the overall LKDSB enrolment is expected to decline by approximately 308 students.

- Enrolment for JK-Grade 8 is projected to decrease by 210 students
- Enrolment for Grades 9-12 is projected to decrease by 98 students

The projected decline in elementary enrolment in JK-Grade 8 in this report is lower than the projected decline of 256 students outlined in the *LKDSB Capital Plan 2021*.

Summary of Projected Student Enrolment for the 2022/23 School Year (as of April 2022)

Elementary enrolment for September 2022 is currently projected to be 14,346 students.

Secondary enrolment for September 2022 is currently projected to be 7,380 students. Historically, secondary enrolment declines by approximately 3.5-4.0% in second semester of a school year.

It is to be noted that these numbers represent projected enrolment based on JK student registrations to date, and currently enrolled students who are expected to return in September. However, these projections will fluctuate based on the number of new students who register at LKDSB schools in September or those who may relocate to other schools/boards over the summer.

	Elementary Capacity Levels - Headcount - Projections								
	Capacity	Sep 2022	October Enrolment Projections			Percentage Capacity			
		Projections	2023	2024	2025	Projections	2023	2024	2025
AA Wright	268	238	244	235	234	89%	91%	88%	87%
Aberarder	199	119	127	127	131	60%	64%	64%	66%
Bosanquet	328	178	199	198	195	54%	61%	60%	59%
Bridgeview	254	134	129	133	131	53%	51%	52%	52%
Brigden	305	183	173	172	171	60%	57%	56%	56%
Bright's Grove	378	332	322	316	327	88%	85%	84%	87%
Brooke Central	375	259	251	254	260	69%	67%	68%	69%
Cathcart Blvd	518	529	546	548	539	102%	105%	106%	104%
Colonel Cameron	340	231	250	240	249	68%	74%	71%	73%
Confederation	305	248	257	262	266	81%	84%	86%	87%
Dawn-Euphemia	256	113	111	106	110	44%	43%	41%	43%
Dresden	446	378	378	373	369	85%	85%	84%	83%
East Lambton	351	239	219	213	215	68%	62%	61%	61%
École Hillcrest	259	262	270	265	270	101%	104%	102%	104%
Errol Road	458	430	417	411	400	94%	91%	90%	87%
Errol Village	190	248	265	277	288	131%	139%	146%	152%
Grand Bend	248	268	276	285	282	108%	111%	115%	114%
Gregory Drive	374	260	265	265	269	70%	71%	71%	72%
Hanna Memorial	383	173	165	171	175	45%	43%	45%	46%
Harwich-Raleigh	581	335	353	346	344	58%	61%	60%	59%
High Park	530	415	392	389	396	78%	74%	73%	75%
HW Burgess	271	188	179	184	183	69%	66%	68%	68%
Indian Creek	643	612	625	632	617	95%	97%	98%	96%
King George VI-Chatham	340	270	268	258	252	79%	79%	76%	74%
King George VI-Sarnia	374	266	255	269	268	71%	68%	72%	72%
Kinnwood	331	307	309	307	306	93%	93%	93%	92%
Lakeroad	394	156	156	158	160	40%	40%	40%	41%
Lambton Centennial	337	205	219	220	225	61%	65%	65%	67%
Lansdowne	389	265	291	277	273	68%	75%	71%	70%
London Road	282	151	156	151	145	54%	55%	54%	51%
McNaughton ★	766	870	1138	1137	1127	114%	149%	148%	147%
Merlin	302	146	138	134	126	48%	46%	44%	42%
Mooretown	256	95	91	92	93	37%	36%	36%	36%
Naahii Ridge	375	288	264	268	261	77%	70%	71%	70%
PE McGibbon	530	471	509	516	529	89%	96%	97%	100%
Plympton-Wyoming	257	254	248	251	251	99%	96%	98%	98%
Queen E II - Chatham	442	297	280	285	280	67%	63%	64%	63%
Queen E II - Petrolia	397	336	337	336	352	85%	85%	85%	89%
Queen E II - Sarnia	475	245	256	260	263	52%	54%	55%	55%
RDHS Gr 7/8	92	71	75	79	75	77%	82%	86%	82%
Riverview	268	142	121	127	132	53%	45%	47%	49%
Rosedale	492	490	507	508	502	100%	103%	103%	102%
Sir John Moore	472	490	477	456	438	104%	101%	97%	93%
Tecumseh	559	499	470	475	479	89%	84%	85%	86%
Thamesville	199	156	141	146	149	78%	71%	73%	75%
Tilbury Area	470	320	296	288	292	68%	63%	61%	62%
Victor Lauriston	533	326	321	318	330	61%	60%	60%	62%
WDSS Gr 7/8	161	117	127	130	114	73%	79%	81%	71%
Wheatley	337	167	172	176	181	50%	51%	52%	54%
Winston Churchill	374	272	311	321	314	73%	83%	86%	84%
WJ Baird	291	197	189	192	188	68%	65%	66%	65%
Zone	219	105	113	107	105	48%	52%	49%	48%
Totals	18974	14346	14648	14644	14631	76%	77%	77%	77%

Secondary Capacity Levels - Headcount - Projections									
	Capacity	Sep 2022 Projections	October Enrolment Projections			Percentage Capacity			
			2023	2024	2025	Projections	2023	2024	2025
AMSS	681	430	418	436	427	63%	61%	64%	63%
BDHS	768	212	210	208	201	28%	27%	27%	26%
CKSS	1407	1188	1115	1128	1144	84%	79%	80%	81%
GLSS	1113	960	869	902	867	86%	78%	81%	78%
JMSS	921	587	598	571	592	64%	65%	62%	64%
LCCVI	1185	818	818	813	783	69%	69%	69%	66%
LKCS ★	756	417	608	603	589	55%	80%	80%	78%
NCIVS	1341	1227	1196	1150	1130	91%	89%	86%	84%
NLSS	822	512	508	522	516	62%	62%	64%	63%
RDHS	495	122	141	130	137	25%	28%	26%	28%
TDHS ★	537	312	328	344	337	58%	61%	64%	63%
WDSS	1161	595	516	500	503	51%	44%	43%	43%
Totals	11187	7380	7325	7307	7226	66%	65%	65%	65%

AMSS	Alexander Mackenzie Secondary School
BDHS	Blenheim District High School
CKSS	Chatham Kent Secondary School
GLSS	Great Lakes Secondary School
JMSS	John McGregor Secondary School
LCCVI	Lambton Central Collegiate & Vocational Institute
LKCS	Lambton Kent Composite School
NLSS	North Lambton Secondary School
NCIVS	Northern Collegiate Institute and Vocational School
RDHS	Ridgetown District High School
TDHS	Tilbury District High School
WDSS	Wallaceburg District Secondary School

★ This figure includes the students enrolled in the A.C.C.E.S.S. (Acquiring Current Curriculum Experience through Supervised Studies) Program at TDHS. This program supports students, primarily from low-German Mennonite families involved in seasonal work, in pursuing academic goals and achieving their O.S.S.D.

★ This figure indicates Remote Learning program. McNaughton Avenue Public School hosted the Elementary Remote Learning program and Lambton Kent Composite School hosted the Secondary Remote Learning program. Remote Learning program is being offered for the 2022-2023 academic school year, Secondary projection is 160 students and Elementary projection 146 students.

Renewal Needs and Facility Condition Index (FCI)

The FCI and renewal needs data is provided by a Ministry of Education contracted consultant. This consultant is responsible for the assessment of schools across the province over a rolling five year period. Approximately 20% of schools in the province are assessed on an annual basis. The renewal and FCI data are provided in a database called VFA. LKDSB uses this data for capital planning purposes in determining capital needs in schools and in prioritizing capital budgeting. LKDSB looks at renewal needs over both 5-year and 10-year periods. The FCI data is a dynamic database in that the information is in a state of constant update as the LKDSB completes capital projects and the Ministry conducts new assessments of the buildings.

The LKDSB's annual budget contains capital renewal funding which is comprised of School Renewal Grants and School Condition Improvement Grants. Both grants are applied to the capital needs of the LKDSB's facilities in the following areas:

- Building Shell - including walls, foundation and roof;
- Building Site Work - including parking lots, sidewalks and playground asphalt;
- Building Systems - including heating, plumbing and electrical;
- Interior Spaces - including classroom interiors.

Current annual funding is not sufficient to cover the current capital needs of the LKDSB which is resulting in a sizable funding gap. This funding gap is projected to increase each year during the next 10 years, unless additional funding is available.

Renovations and Additions

Significant renovations to LKDSB schools are funded annually in the LKDSB's approved budget. The capital work includes heating/HVAC replacement and upgrades, mechanical/electrical upgrades, roofing replacements, structural reinforcement and paving of parking lots. Capital projects are funded from the LKDSB's Capital Allocation Grant, which is comprised of School Condition Improvement, School Renewal Grants, and from the Capital Priorities Grant.

Covid-19 Resilience Infrastructure Stream Funding Use

The Lambton Kent District School Board has been provided with \$6,288,184 of Covid-19 Resilience Infrastructure Stream (CVRIS) funding.

The CVRIS funding will be used on the following LKDSB projects, to be completed by December 31, 2021:

PROJECT DESCRIPTION :

- WiFi upgrades to all schools
- Additional water bottle fill stations to most schools
- Sarnia Education Centre – Window Replacement with operable windows
- Installation of Air Conditioning unit in Library of 4 schools
- Bright's Grove – Air Quality Improvements (unit ventilators in 2 classrooms and upgraded building automation)
- GLSS – Air Quality Improvements (rooftop units for gyms and shops)
- Errol Road – Air Quality Improvements (rooftop unit for gym)
- High Park – Air Quality Improvements (rooftop unit for gym)
- McNaughton – Air Quality Improvements and window replacement
- AA Wright – Air Quality Improvements (new unit ventilators throughout the school)
- London Road – Air Quality Improvements (boiler and air handling unit replacement)
- WDSS – Boiler Replacement
- Bridgeview – Air Quality Improvements (unit ventilators in 3 classrooms) and window replacement
- Lambton Central Centennial – Air Quality Improvements (rooftop unit for gym)

LAMBTON KENT DISTRICT SCHOOL BOARD

Summary of 5 Year Facility Condition Indices

5 Year Renewal Data and Year FCI Calculation as of February 8, 2022

Asset Name	Gross Floor Area - sq.m.	Total Cost of Facility Work - 5 year period (\$)	Facility Replacement Value (\$)	5 Year Facility Condition Index (FCI)	Last Assessment Year
Tilbury District High School	7,632	\$15,765,454	\$16,103,685	97.90%	2016
Blenheim District High School	11,926	\$17,497,407	\$21,584,757	81.06%	2016
John McGregor Secondary School	13,643	\$19,940,440	\$26,508,088	75.22%	2016
London Road School	2,600	\$5,094,933	\$6,850,991	74.37%	2019
Ridgetown District High School	8,710	\$12,699,047	\$17,327,619	73.29%	2016
East Lambton Elementary School	4,163	\$6,080,774	\$8,626,422	70.49%	2016
W J Baird Public School	3,645	\$4,928,309	\$7,780,603	63.34%	2020
Alexander Mackenzie Secondary School	9,759	\$12,200,630	\$20,425,123	59.73%	2019
Lambton Kent Composite School	13,567	\$13,033,977	\$21,930,548	59.43%	2016
Kinnwood Central Public School	3,896	\$4,777,678	\$8,171,066	58.47%	2019
Dresden Area Central School	4,377	\$6,654,834	\$11,611,015	57.31%	2016
Sarnia Education Centre	2,251	\$3,027,336	\$5,467,931	55.37%	2020
North Lambton Secondary School	9,359	\$13,494,979	\$24,997,507	53.99%	2019
Brooke Central Public School	4,104	\$4,777,595	\$8,851,120	53.98%	2019
Northern Collegiate Institute & Vocational School	17,916	\$20,369,464	\$37,788,718	53.90%	2016
Lakeroad Public School	2,962	\$4,790,028	\$8,992,866	53.26%	2019
Chatham-Kent Secondary School	17,424	\$20,017,997	\$38,389,890	52.14%	2016
Winston Churchill Public School	3,161	\$4,784,469	\$9,368,862	51.07%	2020
Mooretown-Courtright School	2,091	\$3,427,249	\$6,737,700	50.87%	2020
Lambton Central Collegiate & Vocational Institute	16,382	\$16,955,639	\$33,371,092	50.81%	2016
John N Given Public School	2,602	\$3,968,063	\$8,019,928	49.48%	2016
Bridgeview Public School	2,909	\$3,357,885	\$6,831,301	49.15%	2019
Naahii Ridge Public School	3,944	\$3,959,547	\$8,501,087	46.58%	2019
Errol Village Public School	1,872	\$2,626,685	\$5,642,239	46.55%	2019
Hanna Memorial Public School	3,320	\$4,042,907	\$8,915,639	45.35%	2019
Zone Township Central Public School	1,915	\$2,698,681	\$6,005,575	44.94%	2016
Queen Elizabeth II Public School - Sarnia	3,128	\$4,797,816	\$10,708,186	44.81%	2019
High Park Public School	4,161	\$5,254,558	\$11,905,758	44.13%	2016
Dawn Euphemia Public School	1,958	\$2,840,672	\$6,737,700	42.16%	2020
Colonel Cameron Public School	3,005	\$3,586,292	\$8,539,692	42.00%	2020
Confederation Central School	2,331	\$3,044,899	\$7,600,937	40.06%	2019
Lambton Central Centennial School	3,078	\$3,353,290	\$8,565,193	39.15%	2016
Riverview Central School	2,379	\$3,359,773	\$8,604,291	39.05%	2020
Aberarder Central School	1,696	\$2,250,780	\$5,909,503	38.09%	2019
Lansdowne Public School	3,234	\$3,406,300	\$8,954,415	38.04%	2019
Gregory Drive Public School	3,153	\$3,559,643	\$9,368,862	37.99%	2020

King George Public School - Sarnia	2,864	\$3,268,187	\$8,657,631	37.75%	2019
Errol Road Public School	3,715	\$3,953,407	\$10,748,225	36.78%	2020
Rosedale Public School	3,581	\$3,790,594	\$10,878,743	34.84%	2019
Bosanquet Central Public School	2,769	\$2,761,101	\$7,956,557	34.70%	2019
Merlin Area Public School	2,512	\$2,850,245	\$8,274,294	34.45%	2020
Wallaceburg District Secondary School	17,606	\$12,809,872	\$37,403,811	34.25%	2019
A A Wright Public School	2,978	\$2,334,061	\$6,933,157	33.67%	2020
Cathcart Boulevard Public School	3,828	\$3,958,038	\$12,039,850	32.87%	2020
King George Public School - Chatham	2,640	\$2,603,238	\$7,973,586	32.65%	2016
Brigden School	2,332	\$2,432,848	\$7,529,230	32.31%	2019
Harwich-Raleigh Public School	5,100	\$4,628,192	\$14,495,046	31.93%	2020
McNaughton Ave Public School	5,754	\$4,883,510	\$15,691,220	31.12%	2016
Bright's Grove Elementary School	3,664	\$2,653,980	\$8,889,118	29.86%	2019
H W Burgess Public School	2,245	\$2,023,483	\$6,945,023	29.14%	2020
Victor Lauriston Public School	3,852	\$3,150,399	\$11,506,426	27.38%	2019
Ecole Hillcrest Public School	2,240	\$1,878,835	\$6,960,833	26.99%	2020
Tilbury Area Public School	3,822	\$3,015,147	\$11,190,700	26.94%	2020
Thamesville Area Central Public School	1,737	\$1,687,254	\$6,262,795	26.94%	2016
Queen Elizabeth II Public School - Chatham	3,961	\$2,388,865	\$10,522,964	22.70%	2016
Sir John Moore School	4,628	\$1,870,230	\$10,993,295	17.01%	2020
Grand Bend Public School	2,707	\$1,096,168	\$6,461,951	16.96%	2019
Wheatley Area Public School	3,077	\$1,518,777	\$9,512,834	15.97%	2020
Great Lakes Secondary School	14,049	\$5,387,757	\$34,136,362	15.78%	2016
Indian Creek Road Public School	5,832	\$2,151,369	\$14,294,526	15.05%	2020
Queen Elizabeth II Public School - Petrolia	3,554	\$1,001,003	\$9,816,661	10.20%	2020
Tecumseh Public School	5,945	\$806,967	\$12,243,630	6.59%	2016
Plympton-Wyoming Public School	2,942	\$377,472	\$7,275,952	5.19%	2020
P.E. McGibbon School	4,487	\$239,742	\$12,163,887	1.97%	2020
Summary		347,707,027	787,290,329	41.80%	

The data above was exported from VFA Facility on February 8, 2022. The format of VFA Facility is a database which is continually being reviewed and updated through regular system maintenance. Ongoing construction and repairs in LKDSB buildings may change the data requirements within VFA Facility. Life cycles of building component data may change as the components are replaced/repared due to regular building maintenance.

LAMBTON KENT DISTRICT SCHOOL BOARD

Summary of 10 Year Facility Condition Indices

10 Year Renewal Data and Year FCI Calculation as of February 8, 2022

Asset Name	Gross Floor Area - sq.m.	Total Cost of Facility Work - 10 year period (\$)	Facility Replacement Value (\$)	10 Year Facility Condition Index (FCI)	Last Assessment Year
Blenheim District High School	11,926	\$25,201,173	\$21,584,757	116.75%	2016
Ridgetown District High School	8,710	\$18,152,034	\$17,327,619	104.76%	2016
Dresden Area Central School	4,377	\$11,857,451	\$11,611,015	102.12%	2016
Tilbury District High School	7,632	\$16,230,217	\$16,103,685	100.79%	2016
East Lambton Elementary School	4,163	\$8,633,151	\$8,626,422	100.08%	2016
John McGregor Secondary School	13,643	\$22,665,861	\$26,508,088	85.51%	2016
Lambton Kent Composite School	13,567	\$18,072,389	\$21,930,548	82.41%	2016
W J Baird Public School	3,645	\$6,391,081	\$7,780,603	82.14%	2020
London Road School	2,600	\$5,501,984	\$6,850,991	80.31%	2019
Zone Township Central Public School	1,915	\$4,817,505	\$6,005,575	80.22%	2016
Chatham-Kent Secondary School	17,424	\$30,130,067	\$38,389,890	78.48%	2016
Sir John Moore	4,628	\$8,342,119	\$10,993,295	75.88%	2020
Winston Churchill Public School	3,161	\$6,793,789	\$9,368,862	72.51%	2020
Bridgeview Public School	2,909	\$4,922,180	\$6,831,301	72.05%	2019
King George VI Public School	2,640	\$5,694,270	\$7,973,586	71.41%	2016
Sarnia Education Centre	2,251	\$3,878,521	\$5,467,931	70.93%	2020
Kinnwood Central Public School	3,896	\$5,713,393	\$8,171,066	69.92%	2019
Brooke Central Public School	4,104	\$6,115,593	\$8,851,120	69.09%	2019
John N Given Public School	2,602	\$5,507,145	\$8,019,928	68.67%	2016
North Lambton Secondary School	9,359	\$16,947,381	\$24,997,507	67.80%	2019
Lambton Central Collegiate & Vocational Institute	16,382	\$22,548,373	\$33,371,092	67.57%	2016
Mooretown-Courtright School	2,091	\$4,348,305	\$6,737,700	64.54%	2020
Northern Collegiate Institute & Vocational School	17,916	\$23,327,715	\$37,788,718	61.73%	2016
Alexander Mackenzie Secondary School	9,759	\$12,484,182	\$20,425,123	61.12%	2019
Lakeroad Public School	2,962	\$5,416,713	\$8,992,866	60.23%	2019
Queen Elizabeth II Public School - Chatham	3,961	\$6,319,982	\$10,522,964	60.06%	2016
Colonel Cameron Public School	3,005	\$5,085,992	\$8,539,692	59.56%	2020
High Park Public School	4,161	\$7,082,695	\$11,905,758	59.49%	2016
Errol Village Public School	1,872	\$3,332,944	\$5,642,239	59.07%	2019
King George VI Public School - Sarnia	2,864	\$5,071,996	\$8,657,631	58.58%	2019
A Wright Public School	2,978	\$3,821,547	\$6,933,157	55.12%	2020
Cathcart Boulevard Public School	3,828	\$6,580,101	\$12,039,850	54.65%	2020
Hanna Memorial Public School	3,320	\$4,786,593	\$8,915,639	53.69%	2019
Victor Lauriston Public School	3,852	\$6,131,373	\$11,506,426	53.29%	2019
Queen Elizabeth II - Sarnia	3,128	\$5,630,195	\$10,708,186	52.58%	2019
Wallaceburg District Secondary School	17,606	\$19,095,048	\$37,403,811	51.05%	2019
H W Burgess Public School	2,245	\$3,541,242	\$6,945,023	50.99%	2020

Thamesville Area Central Public School	1,737	\$3,130,210	\$6,262,795	49.98%	2016
Lambton Central Centennial School	3,078	\$4,209,538	\$8,565,193	49.15%	2016
Errol Road Public School	3,715	\$5,224,746	\$10,748,225	48.61%	2020
Aberarder Central School	1,696	\$2,860,297	\$5,909,503	48.40%	2019
Lansdowne Public School	3,234	\$4,306,506	\$8,954,415	48.09%	2019
Naahii Ridge Public School	3,944	\$4,009,170	\$8,501,087	47.16%	2019
Dawn Euphemia	1,958	\$3,100,673	\$6,737,700	46.02%	2020
Confederation Central School	2,331	\$3,479,907	\$7,600,937	45.78%	2019
Riverview Central School	2,379	\$3,912,007	\$8,604,291	45.47%	2020
Gregory Drive Public School	3,153	\$4,217,014	\$9,368,862	45.01%	2020
Brigden School	2,332	\$3,290,023	\$7,529,230	43.70%	2019
McNaughton Ave Public School	5,754	\$6,802,943	\$15,691,220	43.36%	2016
Bosanquet Central Public School	2,769	\$3,324,412	\$7,956,557	41.78%	2019
Rosedale Public School	3,581	\$4,448,301	\$10,878,743	40.89%	2019
Merlin Area Public School	2,512	\$3,316,295	\$8,274,294	40.08%	2020
Bright's Grove Elementary School	3,664	\$3,527,813	\$8,889,118	39.69%	2019
Tecumseh Public School	5,945	\$4,789,007	\$12,243,630	39.11%	2016
Tilbury Area Public School	3,822	\$4,103,171	\$11,190,700	36.67%	2020
Harwich-Raleigh Public School	5,100	\$5,194,057	\$14,495,046	35.83%	2020
Queen Elizabeth II Public School - Petrolia	3,554	\$3,424,057	\$9,816,661	34.88%	2020
Ecole Hillcrest Public School	2,240	\$2,320,759	\$6,960,833	33.34%	2020
Grand Bend Public School	2,707	\$2,030,996	\$6,461,951	31.43%	2019
Wheatley Area Public School	3,077	\$2,913,828	\$9,512,834	30.63%	2020
Indian Creek Road Public School	5,832	\$3,817,311	\$14,294,526	26.70%	2020
P. E. McGibbon Public School	4,487	\$2,214,134	\$12,163,887	18.20%	2020
Great Lakes Secondary School	14,049	\$5,693,159	\$34,136,362	16.68%	2016
Plympton-Wyoming Public School	2,942	\$838,677	\$7,275,952	11.53%	2020
Summary		475,832,635	792,178,264	58.12%	

The data above was exported from VFA Facility on February 8, 2022. The format of VFA Facility is a database which is continually being reviewed and updated through regular system maintenance. On-going construction and repairs in LKDSB buildings may change the data requirements within VFA Facility. Life cycles of building component data may change as the components are replaced/repared due to regular building maintenance.

LKDSB Use of Portables 2021-2022

School	# of Portables for Classroom Use	# of Portables for Other Use
AMSS	4	0
Cathcart	1	0
Errol Village	1	0
Hillcrest	1	0
King George Chatham	1	0
McNaughton Ave.	1	0
Rosedale	7	0
Sir John Moore	2	0
P.E. McGibbon	1	0
CREC	0	8
Total	19	8

Criteria to Consider for Community Partnerships

The LKDSB continues to have discussions with municipalities in regard to underutilized school space as it is important for the LKDSB to explore options to address these situations. The data included in the Capital Plan will be part of the information used to inform any potential recommendations brought to the LKDSB Board of Trustees. The data presented below includes present information about schools that have the lowest capacity percentage. It also shows the amount of funding that will be lost from the LKDSB by 2018 due to the Ministry of Education's decision to end their previous delivery of top-up funding to school boards for underutilized schools. The following factors can be seen as indicators for schools that are in need of partnerships to alleviate low school capacities.

Capacity – The capacity of a school is determined by the Ministry of Education by loading all instructional spaces within the facility to current Ministry standards for class size requirements and room areas. This refers to the total percentage of space used in a school. It is calculated using the total number of students the Ontario Ministry of Education has deemed are able to be accommodated in the school and divided by the total number of students that are currently enrolled there. As stated earlier, the Ministry has suggested a start point of 60% in terms of community partnerships; but the more schools that are above this threshold, the greater the efficiency there is in the LKDSB.

Facility Condition Index (FCI) – The FCI is the Ministry of Education’s Condition Assessment Program. The Ministry conducts assessments of all schools in all 72 school boards over a five year timeframe. There is no common assessment year for all schools in a single school board. The Ministry’s assessments provide the FCI which is a building condition determined by calculating the ratio between the five year renewal needs and the replacement value for each facility. The LKDSB also calculates a ten year FCI using Ministry data for planning purposes and determining annual capital projects for all LKDSB Schools.

Enrolment – This refers to the number of students enrolled at a school during a particular year. Funds are provided to all school boards for each student enrolled. Therefore, a decrease in student population will mean a decrease in funding for the LKDSB. The Ministry annually calculates the Grants for Student Needs funding based on the Average Daily Enrolment (ADE) as of October 31 and March 31 of the school year.

Proximity to Neighbouring Schools – This refers to the distance in kilometres to the nearest elementary or secondary school respectively. Previously, schools with a ‘0’ as the second character in their postal code were designated as rural schools. The new model looks at proximity to the nearest same-board school (10 km. elementary/20 km. secondary) when determining Top-Up model funding.

It is a priority of the LKDSB to offer programs that support student learning and meet the needs of our students as they progress towards earning an Ontario Secondary School Diploma, or an Ontario Secondary School Certificate. Our goal is to ensure we provide our students and our families with the greatest opportunity for success while still maintaining efficient use of funding. No partnerships can impede the delivery of programs in schools or jeopardize student safety.

The Ministry Community Planning and Partnerships Guideline March 2015 states that: “as a starting point, boards should review facilities that have been 60 percent utilized or less for two years and/or have 200 or more unused pupil places, and then should extend their review to other potentially suitable facilities.”

Schools for Potential Community Partnerships-Elementary

Elementary School	Projected Capacity	FCI (5)	FCI (10)	Projected Enrolment	Neighbouring Schools (km)
Aberarder Central School	60%	38.09%	48.40%	119	Errol Village (8.9), Kinnwood (13.2)
Brigden	60%	32.31%	43.70%	188	Lambton Centennial (18.2), Mooretown-Courtright (18.3)
Harwich Raleigh Elementary School	58%	31.93%	35.83%	335	W.J. Baird (<1.0), Naahii Ridge (17.8)
Bosanquet Central School	54%	34.70%	41.78%	178	Kinnwood (18.4), Grand Bend (22.0)
London Road School	54%	74.37%	80.31%	151	Hanna (1.1), P.E. McGibbon (2.1), High Park (2.9), Queen Elizabeth II-S (2.9), Bridgeview (3.1)
Bridgeview Public School	53%	49.15%	72.05%	134	King George Sarnia (2.5), London Road (2.7), Errol Road (3.4), Hanna Memorial (3.8)
Riverview Central School	53%	39.05%	45.47%	142	A.A. Wright (16.9), Mooretown (18.7), H.W. Burgess (23.3)
Queen Elizabeth II Public School, Sarnia	52%	44.81%	52.58%	245	Lansdowne (<1.0), High Park (1.6), P.E. McGibbon (2.0), Hanna Memorial (2.2)

Based on these criteria the following schools meet the criteria for community partnerships.

Elementary School	Projected Capacity	FCI (5)	FCI (10)	Projected Enrolment	Neighbouring Schools (km)
Wheatley Area Public School	50%	15.97%	30.63%	167	Tilbury Area (18.7), Merlin (32.7)
Zone Township Central School	48%	44.94%	80.22%	105	Thamesville (4.5), Brooke (26.2), Dawn-Euphemia (27.7)
Merlin Area Public School	48%	34.45%	40.08%	146	Tilbury Area (17.4), Wheatley Area (32.7)
Hanna Memorial Public School	45%	45.35%	53.69%	173	London Road (1.1), P.E. McGibbon (1.2), Queen Elizabeth II-S (2.2)
Dawn-Euphemia Public School	44%	42.16%	46.02%	113	Lambton Central Centennial (16.7), Dresden Area (18.2), Zone (27.8)
Lakeroad Public School	40%	53.26%	60.23%	156	Errol Road (1.1), King George VI-S (2.1)
Mooretown-Courtright Public School	37%	50.87%	64.54%	95	Sir John Moore (5.6), Colonel Cameron (6.8), Brigden (17.9)

Schools for Potential Community Partnerships - Secondary

Secondary School	Projected Capacity	FCI (5)	FCI (10)	Projected Enrolment	Neighbouring Schools (km)
TDHS	58%	97.90%	100.79	312	JMSS (29.21), CKSS (30.07), BDHS (42.65)
LKCS	55%	59.43%	82.41%	417	WDSS (18.4), CKSS (26.2), RDHS (35.2), LCCVI (37.6)
WDSS	51%	34.25%	51.05%	595	LKCS (18.4), CKSS (27.4)
BDHS	28%	81.06%	116.75%	212	RDHS (16.9), JMSS (18.0)
RDHS	25%	73.29%	104.76%	122	BDHS (16.9), JMSS (33.4), LKCS (35.2)

AMSS	Alexander Mackenzie Secondary School	LKCS	Lambton Kent Composite School
BDHS	Blenheim District High School	NLSS	North Lambton Secondary School
CKSS	Chatham Kent Secondary School	NCIVS	Northern Collegiate Institute and Vocational School
GLSS	Great Lakes Secondary School	RDHS	Ridgetown District High School
JMSS	John McGregor Secondary School	TDHS	Tilbury District High School
LCCVI	Lambton Central Collegiate & Vocational Institute	WDSS	Wallaceburg District Secondary School

NB. Due to the COVID-19 Pandemic – the LKDSB was directed by the Ministry of Education to create and support Virtual Learning Environments for both Elementary and Secondary students.

- Virtual Learning Elementary School (VLES) – mid-year enrollment numbers were 2028 students and the teachers supporting those online students were housed at LCCVI (Petrolia) and BDHS(Blenheim).
- Virtual Learning High School (VLHS) – mid-year enrollment numbers were 904.75, and the teachers supporting this group of students were housed at LKCS (Dresden).

As such, with the movement of both students to offsite / home environments and teachers being relocated to support this process – percentage capacity numbers for schools must be considered as variant for the current year.


Schools for Potential Community Partnerships - Schools in the 61% to 65% Range for Capacity

School	Projected Capacity	FCI (5)	FCI (10)	Projected Enrolment	Neighbouring Schools (km)
AMSS	63%	59.73%	61.12%	430	NCIVS (1.4), GLSS (6.4)
NLSS	62%	53.99%	67.80%	512	AMSS (36.2), LCCVI (37.2) NCIVS (41.4)
Lambton Centennial	61%	39.15%	49.15%	205	Queen Elizabeth II-P (7.4), Dawn (16.7), Brigden (18.7)
Victor Lauriston	61%	27.38%	53.29%	326	Queen Elizabeth II-(C) (<1.0), Winston Churchill (2.5), Indian Creek (2.6)

Rural Northern Education Funding (2021-2022)

The Rural and Northern Education Fund (RNEF) allocation continued for the 2021-2022 school year, for 2021-2022, the LKDSB will receive a RNEF allocation of \$603,143. As per the Ministry of Education technical paper – “The funding is to support the higher costs of purchasing goods and services for small school boards, as well as for boards that are distant from major urban centres, and for boards with schools that are distant from one another.” The LKDSB uses this funding to assist with operational costs at schools that have a rural funding designation. The below table shows the distribution, by school, for the 2021-2022 RNEF allocation for the LKDSB.

Eligible Schools	2021-2022 Revised Estimates Enrolment	Funding Allocation
Aberarder Central School	106.0	\$7,576
Blenheim District High School	205.5	14,688
Bosanquet Central School	187.0	13,365
Brigden Public School	183.0	13,079
Bright’s Grove Elementary School	322.0	23,014
Brooke Central School	240.0	17,153
Colonel Cameron Public School	222.0	15,867
Confederation Central School	253.0	18,083
Dawn Euphemia Public School	113.0	8,076
Dresden Area Central School	375.0	26,802
East Lambton Elementary School	219.0	15,653
Hillcrest Public School	255.0	18,226
Errol Village Public School	244.0	17,439
Grand Bend Public School	258.2	18,454
Harwich-Raleigh Public School	346.0	24,730
Kinnwood Central Public School	303.0	21,656
Lambton Central Centennial School	207.0	14,795
Lambton Central Collegiate Vocational Institute	768.0	54,892
Lambton Kent Composite School	216.0	15,438
Merlin Area Public School	149.0	10,649
Mooretown-Courtright Public School	93.0	6,647
Naahii Ridge Public School	231.0	16,510
North Lambton Secondary School	448.3	32,038
Plympton-Wyoming Public School	246.0	17,582
Queen Elizabeth II Public School – Petrolia	338.6	24,201
Ridgetown District High School	92.3	6,593
Ridgetown District High School – Grades 7 & 8	70.0	5,003
Riverview Central School	135.0	9,649
Sir John Moore Public School	408.0	29,161
Thamesville Area Central School	146.0	10,435
Tilbury Area Public School	299.0	21,370
Tilbury District High School	307.0	21,942
W.J. Baird Public School	189.0	13,508
Wheatley Area Public School	162.0	11,579
Zone Township Central School	102.0	7,290
Total	8,438.8	\$603,143



FROM: Taryn Jacobs, Brianne Machan, Kate Martin, Student Trustees

DATE: April 26, 2022

SUBJECT: Student Senate



The Student Senate met on April 13, 2022. Student Senators were provided an update on the Student Senate Project from Superintendent Barrese and Mental Health Lead Colameco and received an overview of the LKDSB Budget from Superintendent McKay. System Co-ordinator Houghton asked for feedback from Student Senators on the Police Protocol document and a discussion on police presence in schools took place.