

REGULAR BOARD MEETING AGENDA  
 PUBLIC SESSION

TUESDAY, NOVEMBER 23, 2021  
 7:00 p.m.

Sarnia Education Centre Board Room  
 Or Via Zoom <https://bit.ly/LKDSBboardmeeting>

Members of the general public wishing to attend the meeting in person are subject to the **A**  
[Ontario Vaccine Passport system.](#)

Page Reference

1. Call to Order
2. Approval of Agenda
3. Traditional Territorial Acknowledgement
4. Declaration of Conflict of Interest
5. Approval of the Minutes of:
  - a) November 9, 2021 Regular Board Meeting 3
6. Business Arising from the Minutes
7. Motions Emanating from the Regular Board Private Session
8. Motion that the Actions of the Regular Board Private Session be the Action of the Board.
9. Presentations:
  - a) Director's Snapshots of Excellence
10. Delegations:
  - a) What is the duty of a school board Trustee Nick Wallace 8
11. Questions from the Public
 

Please submit questions by noon on November 23, 2021 via email to [bonnie.gotelaer@lkdsb.net](mailto:bonnie.gotelaer@lkdsb.net)
12. Reports for Board Action
  - a) LKDSB 2020/2021 Annual Accessibility Report Superintendent Girardi 21  
Recommendation  
 "That the Board approve the 2020/2021 Annual Accessibility Report for the Lambton Kent District School Board." Report B-21-119
13. Reports for Board Information:
  - a) Ontario Public School Boards' Association Update (OPSBA) Trustee Fletcher  
 Oral Report
  - b) Parent Involvement Committee Director Howitt 38  
 Report B-21-120
  - c) LKDSB COVID-19 Update – Student Re-Engagement Director Howitt 39  
 Report B-21-121
  - d) LKDSB Pupil Accommodation Report Director Howitt/ 42  
 Superintendents Sherman/McKay  
 Report B-21-122

14. Correspondence
15. New Business
16. Trustee Questions
17. Notices of Motion:
18. Announcements
  - a)The Organization Board Meeting will be held on Tuesday, December 7, 2021, 7:00 p.m. at the Sarnia Education Centre.
  - b)The Striking Committee will present a report to Board for approval on the Trustee committee assignments at the January 11, 2022 Board Meeting.
  - c)The next Regular Board Meeting will be held on Tuesday, January 11, 2022, 7:00 p.m. at the Chatham Education Centre.
19. Adjournment

PRESENT:

Trustees: Chair Randy Campbell, Vice-Chair Derek Robertson, Greg Agar, Janet Barnes, Jane Bryce, Ruth Ann Dodman, joining electronically, Dave Douglas, Jack Fletcher, Malinda Little and Lareina Rising

Staff: Director of Education John Howitt, Superintendent of Business Brian McKay, Superintendents of Education, Angie Barrese, Gary Girardi, Helen Lane, Mary Mancini, Mark Sherman, joining electronically, Ben Hazzard and Public Relations Officer Heather Hughes

Regrets Scott McKinlay

Student Trustees: Brianne Machan, joining electronically, Taryn Jacobs, Kate Martin  
Recording Secretary: Bonnie Gotelaer, Executive Assistant to the Director

Call to Order: Chair Campbell called the meeting to order at 7:21 p.m.

Territorial Agreement Read by Lareina Rising. The next regular board meeting will include the teachings.

#2021-140  
Approval of the Agenda Moved by Greg Agar, seconded by Ruth Ann Dodman,

“That the Agenda for the Regular Board Meeting of November 9, 2021 be approved.”

CARRIED.

Declaration of Conflict of Interest None

#2021-141  
Approval of the Minutes Moved by Jane Bryce, seconded by Jack Fletcher,

Oct/26/2021 “That the Board approve the Minutes of the Regular Board Meeting of October 26, 2021”

CARRIED.

Business Arising None

Motions Emanating from the Regular Board Private Session None

#2021-142  
Action of the Regular Moved by Derek Robertson, seconded by Greg Agar,

Board Private Session be the Action of the Board “That the Action of the Board in Private Session be the Action of the Board.”

CARRIED.

Presentation Superintendent Lane introduced Candice Fung, Inclusive Diversity Consultant. Voluntary Demographic Superintendent Lane noted the Ministry of Education mandated a Voluntary Demographic Census is required. The LKDSB Voluntary Demographic Census will take place March 1 – March 25, 2022. Candice Fung explained the Census is a collection process that will track disparities for marginalized, minoritized and racialized students. This will be the first Voluntary Demographic Data Student Census for the LKDSB and will adhere to the Anti-Racism Data Standards and

the Municipal Freedom of Information and Protection of Privacy Act. Social identities are identified but the voluntary census does not disclose specific students or the school that the student attends.

Superintendent Lane noted there are several Board committees that the census will be presented to. Consultations will be held with the LKDSB First Nation partners to help gather what information is needed to better serve students. Data analysis will be provided by an outside consulting company and will be used to achieve organizational goals and strategic priorities.

Students and families can choose questions they would like to answer and can be completed online or paper copy. Information will be provided to students and staff to be familiar with terminology and definitions.

Trustee Bryce asked for clarification regarding sharing data back to community. Superintendent Lane confirmed the data will be shared with the Board, families and guardians of students in our district and local community agencies and partners. She confirmed the data is aggregated data and does not have any personal identifiers.

Trustee Bryce asked if there is a question regarding housing. Superintendent Lane noted there are basic questions the province has mandated but there is the ability to add additional questions.

Trustee Rising asked if there would be an opportunity for the First Nations communities to have opportunity to review the questions and descriptions and provide feedback as necessary. Superintendent Lane noted there would be collaboration with the First Nation communities to ensure accuracy of the questions.

Director Howitt noted the Census is in a draft format. Feedback is welcome as it moves forward to help identify any gaps that may need correction.

Delegations

None

Questions from the Public

None

#2021-143

#2021-144

Report B-21-111

Moved by Derek Robertson, seconded by Jane Bryce,

“That the LKDSB Audit Committee recommends to the Lambton Kent District School Board the approval of the annual audited Consolidated Financial Statements and the accompanying Independent Auditors; Report for the year ending August 31, 2021.”

Vice-Chair Robertson noted the Audit Committee met on November 1, 2021 to receive the Fiscal Year 2020/2021 Draft Audit results. Vice-Chair Robertson introduced Kevin Sabourin, Bailey Kearny Ferguson LLP who thanked the Audit Committee for their attentiveness at the meeting and proceeded to present the report.

Kevin Sabourin noted the Auditor is engaged by the board to conduct an audit to ensure the financial statements are prepared and reported within the Public Sector Accounting Standards (PSAB) for School Boards. The LKDSB Management Team is responsible for the preparation of the consolidated financial statements and is in draft form until approved by the LKDSB Board of Trustees.

He referred Trustees to the Independent Auditors' Report. He noted based on the evidence gathered, the financial statements fairly represent the financial position of the Board as of August 31, 2021 and the Statement of Operations, which show the Board is compliant by Ministry definitions.

He noted the audit was completed 70% on site.

Trustee Bryce asked if the assets and liabilities line change for money received and spent on land in Forest. Superintendent McKay confirmed there will be corresponding increases and changes over a number of years with the school being built.

CARRIED.

Moved by Derek Robertson, seconded by Jack Fletcher,

“That the LKDSB Audit Committee recommends to the Lambton Kent District School Board the approval of accumulated surplus allocation amounts from the August 31, 2021 year end as presented in the Accumulated Surplus Attachment.”

CARRIED.

Indigenous Liaison  
Committee Report  
Report B-21-112

Trustee Rising noted Indigenous Liaison Committee meetings continue to be in a virtual format. Eelūnaapéewi Lahkéewiit submitted a report and several administrators were in attendance reporting Orange Shirt Day and Treaties Recognition Week activities and acknowledgments.

An update regarding the Board Action Plan (BAP) was provided by the LKDSB Indigenous Lead as well as professional development plans for the language teachers. Trustee Rising noted the Voluntary Aboriginal Self-Identification regulation was discussed.

Trustee Rising noted information regarding the summer program held at Wallaceburg District Secondary School and expressed a reminder the intake into ITEP concludes on December 1, 2021 for those interested.

LKDSB Annual Audit  
Committee Report  
Report B-21-113

Vice-Chair Robertson noted the Audit Committee held four meetings over the year and indicated government requirements have been met for the Audit Committee and met with both internal and external Auditors throughout the year. Vice-Chair Robertson noted the attached summary for review.

Ontario Public School  
Boards' Association  
Update (OPSBA)

Trustee Fletcher noted he and Trustee Bryce attended the Western Regional meeting held November 3, 2021 via Zoom. He indicated the working meeting involved looking at the governance model and structure of OPSBA. He noted it focused on mission and vision and funding priorities for Boards. He indicated

Superintendent McKay provided helpful, detailed responses to a number of questions forwarded to OPSBA which were reflected in the Western Regional meeting.

Trustee Fletcher encouraged the Board of Trustees to review information shared today via email and noted it is worthy to read.

#### Student Senate Report

Student Trustee Brianne Machan noted the Student Senate held their first meeting on October 27, 2021. She indicated student senators received information on the purpose of the Student Senate and dates for meetings were determined. She noted the election of Co-chairs and Recorder.

#### LKDSB COVID-19 Update – SHSM and Dual Credit Program Adaptations During the Pandemic Report B-21-114

Director Howitt noted there were some changes to the Specialist High School Major (SHSM) due to the ongoing pandemic.

Superintendent Mancini discussed the adaptations made in the SHSM and Dual Credit programs. She indicated the need to modify the programs to keep students engaged and that students are required to participate in co-operative education. Co-operative education credits were provided virtual opportunities to achieve SHSM certification.

Dual Credit relies on students being able to access credits at Lambton College and St. Clair College. While the pandemic impacted the program, in partnership with the colleges, adaptations were made to allow students to attend virtually. Students requiring face-to-face followed all Health and Safety protocols. Some students were able to complete virtual learning in a college they may not have had access to prior to the pandemic.

SHSM and Dual Credit programs are expected to move back to face-to-face and hands on courses in the second semester.

Trustee Fletcher requested confirmation regarding discussion or plans in increasing specialist high skills majors. Superintendent Mancini noted there are opportunities to increase engagement in the SHSM sectors and SHSM leads at all of our schools continue to develop and add to some sectors.

Director Howitt noted OPSBA has been active in advocating the expansion of SHSM offerings.

#### Correspondence

None

#### New Business

None

#### Trustee Questions

None

#### Notices of Motion

None

#### Announcements

The next Regular Board Meeting will be held on Tuesday, November 23, 2021 at 7:00 p.m. at the Sarnia Education Centre and via Zoom.

#### Adjournment

There being no further business of the Board, Chair Campbell declared the Stay safe, stay healthy. Meeting adjourned at 8:38 p.m.

---

Chair of the Board

---

Director of Education and  
Secretary of the Board

**We have created education systems that are more like correctional centres. Children do not need to be corrected – they need to be nourished into greater possibilities.**



# What is the duty of a school board Trustee?

**and what are the fiduciary roles and liabilities?**

## The Education Act (1990) – Section 0.1 Purpose

### Partners in education sector

0.1 (3) All partners in the education sector, including the Minister, the Ministry and the boards, have a role to play in enhancing student achievement and well-being, closing gaps in student achievement and maintaining confidence in the province's publicly funded education systems.

Ontario Trustee Professional  
Development Program  
Module 1 "Effective Governance through  
Ethical Leadership"

### Module 1 - The Board's Fiduciary Role:

The board of trustees has the responsibility to competently protect the interests, financial and creditworthiness of the school board, ensure financial viability, and to ensure compliance with all applicable regulations and policies governing the board or enacted by the government.

**CONFLICT OF INTEREST!** *The students well-being is your primary role. COVID-19 mandates (risks & benefits) need to be understood by all partners*



The protection of the child (student) is everyone's responsibility.

- *Ontario government cannot make a law (training program or Reg.) that violates another law*
- *The Trustee program violates the Education Act, and thus is invalid;*
- *The Reopening Act violates the Constitution Act, and thus is invalid*
- *Your duty is to policies that impact student achievement and well-being. Board COVID-19 mandates blindly serve the Minister / PHO guidelines, with known harms to the students*

# Black's Law Dictionary: A FIDUCIARY DUTY

**To understand what a school board Trustee is, one must define "fiduciary duty"**

A FIDUCIARY DUTY is a duty of utmost good faith, trust, confidence, and candor owed by a fiduciary (trustee) to the beneficiary; a duty to act with the highest degree of honesty and loyalty toward another person and in the best interests of the other person.

## fiduciary duty liability

In 2002, Superior Court of Ontario stated, "[107] A fiduciary is one who stands in a position of trust to another individual. Where one party has placed trust and confidence in another and the other has accepted expressly or by operation of law, a fiduciary is established. The party bound by the relationship, the fiduciary, is called the trustee and the party reposing the trust and confidence is called the beneficiary. This obligation is *fiduciary duty*. If the fiduciary breaches this fiduciary duty it will be liable in the same way and to the same extent as if such a trust were in effect."

*Beneficiary is the student, not Minister, Director or Trustee*

## Well-being defined:

"Well-being" is defined as: *A good or satisfactory condition of existence; a state characterized by health, happiness, and prosperity.*

- *More deaths occur annually from the flu or transportation accidents; no child (without comorbidity) has died of C19 anywhere in the world. 0.003% risk of no recovery if not treated! (Ref: CDC)*
- *The risks of masks and jabs far outweigh the risks of COVID for children (clinical studies prove it)*
- *Why continue to restrict the students well-being after the emergency was withdrawn (June 2021)? Why was this kept from parents and students? It is dishonest, disloyal, bad faith, and one-sided*



## Conflicts with Trustees, Board, principals and teachers

**Are Trustee's (and all partners) liable if they are violating their fiduciary duties?**

If they are acting in good faith – it may seem "NO," but if they are in violation of the Education Act and/or of the trust extended or entrusted to them upon their election to the position of trustee – it would seem "YES."

# Conflicts with Trustees, Board, principals and teachers

- Students well-being first; thus, mandates need to be scrutinized and proven safe
- Rule of Law (and Act) does not permit EUA medical treatments without informed consent
- The Act does not permit following orders that contravene the Constitution Act, Charter, International Treaties and Human Rights
- The student's physicians do not *recommend* masking the child in school (contraindication); they are disciplined for granting mask and jab exemptions and speaking out of the harms
- Emergency declaration withdrawn by Parliament June 09, 2021; *(no emergency = no measures)*
- *Consistently ignoring parents concerns is one-sided, disloyal, untrustworthy, and deceptive*
- *I believe Trustee's (and officials) have chosen to remain misguided, coerced and/or bribed for nearly 2 years, and are in violation of their duty; all are responsible and liable for their actions*
- *The level of bullying done to students and parents is indicative of the level of pressure and bullying (or incentives) the Board may be receiving from fulfilling a political agenda*



## Conflicts with Trustees, Board, principals and teachers

There are no provisions in the Education Act, or any orders of health minister, doctor or provincial legislature that can (nor pretend that any measures can) override the Charter or pre-Charter constitutional rights.

All Statutes, by-laws, Acts (*and Board policies*) must be consistent with the Constitution Section 52(1), or they are of no force or effect.

- You are not qualified to practice medicine; and you are by facilitating and using coercion to insist students submit to masking and / or any vaccine for COVID-19.
- PCR testing deemed invalid by CDC due to inaccuracies and 97% false positives
- Many thousands of doctors warn against the use of masks or jabs
- Science shows all EUA mandates ineffective and harmful

## O. Reg 364/20 – claimed school reopening guide

- (4) Where there is any requirement under this Order that a person wear a mask or face covering, the requirement does not apply to a person who,
- (b) is attending a school or private school within the meaning of the *Education Act* that is operated in accordance with a return to school direction issued by the Ministry of Education and approved by the Office of the Chief Medical Officer of Health;
- (6) For greater certainty, it is not necessary for a person to present evidence to the person responsible for a business or place that they are entitled to any of the exceptions set out in subsection (4).

The school does not have to enforce masking – *it is unlawful to do so*. Its duty is their to provide education to children without sacrificing achievement or well-being, at a reasonable cost.

All students should be offered an exemption form to be lawful and avoid criminal charges (Common Law)

# Criminal Code 265

## Assault

265 (1) (b) he attempts or threatens, by an act or a gesture, to apply force to another person, if he has, or causes that other person to believe on reasonable grounds that he has, present ability to effect his purpose.

## Application

(2) This section applies to all forms of assault, including sexual assault, sexual assault with a weapon, threats to a third party or causing bodily harm and aggravated sexual assault.

## Consent

(3) For the purposes of this section, **no consent is obtained where the complainant submits or does not resist by reason of**

(b) **threats or fear of the application of force** to the complainant or to a person other than the complainant;

(d) **the exercise of authority.**

*Masking, isolation, and jabs is internationally recognised as ineffective, harmful, and abusive to children who have near zero risk of COVID death. Thus, this is an **assault in progress** under coerced mandates, with a threat of removal from in person schooling – especially where a parent advised concerns, non-consent, and having no ability to remove their child from school to protect them.*

# Common Law

Extortion, committing tort (physical and/or psychological harm), privacy violations, wilful misconduct, acting in bad faith, forced medical treatment (assault) are serious indictable criminal code offences.

Interfering with someone's right to in-person school is a further violation of Charter Rights and Freedoms. *When are you going to stop? There is no lawful provision for you to continue.*

There are numerous *civil* court cases with school boards across the nation. Common law enables *criminal charges* by Joe public to any *citizen* believed to be committing criminal offences. *I believe you all are committing serious criminal offences, and I imagine that so do these here tonight.*



**FROM: Gary Girardi, Superintendent of Education**

**DATE: November 23, 2021**

**SUBJECT: 2020/2021 Annual Accessibility Report for the Lambton Kent District School Board**



The Accessibility for Ontarians with Disabilities Act (AODA) came into effect in 2005. The purpose of this act is two-fold. Firstly, it directs public sector institutions to develop, implement and enforce standards for accessibility related to Customer Service, Transportation, Information and Communication, Built Environments, and Employment. Secondly, it provides for the involvement of persons with disabilities and various community partners in the development of the proposed standards. The target date for reaching this goal is no later than January 1, 2025.

Attached is the 2020/2021 Annual Accessibility Report for the Board. This report describes the measures that the Lambton Kent District School Board has taken in the past and measures that have been taken during the 2020/2021 school year to identify barriers and enhance accessibility for individuals who work, learn and participate in the School Board community and environment.

The LKDSB Annual Accessibility Plan has been reviewed by the members of the LKDSB Special Education Advisory Committee.

**RECOMMENDATION:**

**“That the Board approve the 2020/2021 Annual Accessibility Report for the Lambton Kent District School Board.”**



**Lambton Kent**  
District School Board

# **Annual Accessibility Report**

**September 2020 – August 2021**

**Prepared by the  
Lambton Kent District School Board Accessibility Committee**

**This publication is available on the  
Lambton Kent District School Board's website [www.lkdsb.net](http://www.lkdsb.net) and is available in  
Accessible Alternative Formats upon request.**

## Table of Contents

1.0 Description of the Lambton Kent District School Board.....	3
2.0 Accessibility Planning Committee Members.....	4
3.0 Measures in Place .....	4
4.0 Barrier-Identification Methodologies.....	5
5.0 Barriers Identified .....	5
6.0 Ongoing Initiatives .....	6
6.1 Special Education .....	6
6.2 Other.....	6
6.3 Information Technology.....	9
7.0 Barriers Identified .....	10
8.0 Professional Development .....	11
9.0 Review and Monitoring Process.....	11
10.0 Communication of the Plan.....	111
Appendix A.....	122
Appendix B.....	133
Facilities Accessibility Upgrades .....	133
Appendix C.....	136
Special Education Acronyms.....	146

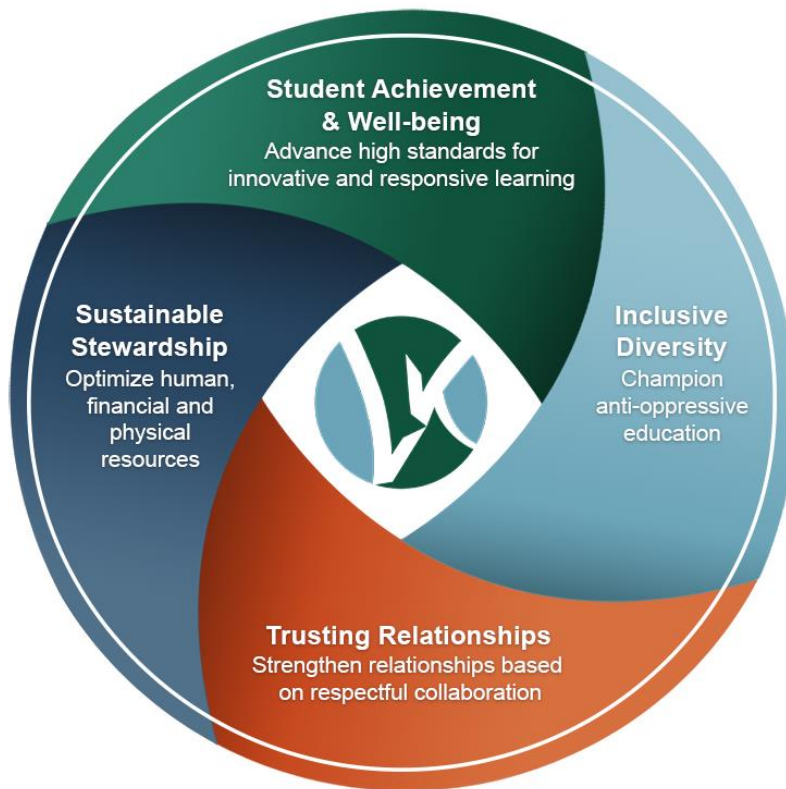
## Aim

This report describes the measures that the Lambton Kent District School Board has taken in the past and measures that have been taken to identify barriers and enhance accessibility for individuals who work, learn and participate in our LKDSB community.

### 1.0 Description of the Lambton Kent District School Board

The Lambton Kent District School Board provides educational services to more than 21,900 students in 50 elementary and 12 secondary schools. Lambton County and Kent County is made up of numerous small towns and communities situated in Southwestern Ontario, a geographic area surrounded by the Great Lakes.

We have municipal offices in the two main centers in our district: The Municipality of Chatham-Kent ([www.chatham-kent.ca](http://www.chatham-kent.ca)) and the City of Sarnia ([www.sarnia.com](http://www.sarnia.com))



## **STRATEGIC PRIORITIES**

2020/21 - 2025/26

VISION

**Our Students -  
Shaping Our World**

MISSION

**Fostering Success for  
Every Student Every Day**



**Lambton Kent  
District School Board**  
*Student Achievement* ✓ *Community Success*



## **2.0 Accessibility Committee Members**

<b>Committee Member</b>	<b>Department</b>
Sandi Cook	Elementary Principal
Mark Houghton	System Coordinator of Safe Schools
Bonnie Gotelaer	Executive Assistant and Communications Officer
Rita Woodiwiss	Coordinator of Application Services
Don Masse	Coordinator of Sites and Design
Jim Morton	System Coordinator of Secondary Program
Jeff Brosh	Special Education Coordinator (Elementary)
Patty Authier	Student Transportation Services, CLASS
Sandra Perkins	System Coordinator of Special Education
Brian Pelletier	Manager of Facility Maintenance and Capital
Del Metcalfe	Manager of Facility Operations
Greg Nemcek	Secondary Principal
Heather Touzin	Special Education Coordinator (Secondary)

The Accessibility Committee holds meetings as required. A particular focus will be on the proposed development of an education standard under the AODA.

## **3.0 Measures in Place**

The Lambton Kent District School Board practices the principles of inclusion and barrier free accessibility within our school community.

#### **4.0 Barrier-Identification Methodologies**

<b>Methodology</b>	<b>Description</b>	<b>Status</b>
Discussions with Stakeholders regarding Accessibility Issues or Concerns	Human Resources, Information Technology, Building Services, Senior Management, Principals, Staff Members, Transportation, Special Education, Parents, Guardians, and School Community	Ongoing
Removal of Physical Barriers	Annual survey of all LKDSB buildings to identify future capital projects and accessibility opportunities	Ongoing
Information and feedback from all employees and school communities	Each school will be asked to review and make available the Annual Accessibility Plan.	Ongoing
Accessibility Committee Meetings	Staff and community input into identification and removal of barriers	Ongoing
Special Education Advisory Committee	Review the annual Accessibility Plan for information and feedback.	Annually
Liaison with provincial associations, professional bodies, school boards, public sector agencies	Sharing of information, sharing of successful practices.	Ongoing

#### **5.0 Barriers Identified**

The Accessibility Committee has identified various barriers which are grouped into the following: Architectural; Attitudinal; Built Environment; Informational; Learning; Physical; Policy/Practice; Technological; and Transportation. Some examples of facility related barriers are identified in the following chart. When possible or when completing major renovations or constructing new facilities, the Board will be compliant with the Ontario Building Code to remove identified barriers.

<b>Barrier Type</b>	<b>Barrier Description</b>	<b>Strategy for Removal/Prevention</b>
Physical	Appropriate parking areas and drop-off areas not provided.	Provide appropriate locations at all sites.
Physical	Appropriate signage.	Provide appropriate signage at all sites.
Physical	Access from parking to main entrance not barrier-free.	Provide appropriate access at all sites.
Physical	Main entrance not accessible.	Provide appropriate ramp and handrail with controls.
Physical	Inadequate illumination on walks and entrances.	Upgrade existing lighting on all parking/entrances.

<b>Barrier Type</b>	<b>Barrier Description</b>	<b>Strategy for Removal/Prevention</b>
Physical	Exterior doors heavy and difficult to open.	Provide power door openers where appropriate.
Physical	Interior doors in corridors often heavy and difficult to access.	Provide hold-open devices in areas required, provide in all new spaces.
Physical/architectural	Height of counters does not accommodate wheelchair.	Modify in key areas as required; design all new installations at appropriate height.
Physical/architectural	Washrooms for special needs.	Provide in areas as required; design all new facilities with appropriate sized spaces.
Physical/architectural	Hardware design not appropriate.	Change to lever where required, in all renovations install lever handles as required.
Physical/architectural	Drinking fountains too high to access controls.	Replace where required, all new to be accessible.
Physical/architectural	Shelves/millwork too high.	Adjust as required.
Physical/architectural	Emergency Signal Devices (horn/strobes).	To be installed in all new facilities as per Building Code Standards.

## **6.0 Ongoing Initiatives**

- Accessibility Awareness Training
- Commitment by Senior Administration
- Use of Technology

## **6.1 Special Education**

The Lambton-Kent District School Board (LKDSB), through its Special Education Department, has addressed access for students with disabilities through modifications and accommodations of programs and services. The current Special Education Plan is available on the LKDSB website.

Attitudinal learning and policy/practice barriers for people with disabilities will be addressed on an ongoing basis through staff and student in-service, and by examining policies and procedures for impediments to accessibility.

Initiatives to date have included:

1. Participation in the development of the LKDSB Strategic Priorities.
2. The use of the Philosophy of Special Education to make decisions for and about students with special needs.
3. Continued access to Assistive Technology/Educational Technology and adaptive technology (i.e. Special Education Amount (SEA) funding) to gain access to FM systems, assistive and adaptive technology, improved access to trial equipment/software, installation, training and maintenance of

SEA adaptive technology, development of SEA Manual, access to SEA System Learning Resource Teacher, implementation of more stringent SEA procedures, increased access to Assistive Technology and computers in special education classrooms). Additional staff were seconded to assist with the implementation of technology in the classroom.

4. Professional development and improved programs and services which increase awareness and accessibility for students with special needs. The following areas were the focus of initiatives during the 2020-2021 school year:

In the 2020-2021 school year, the training was a series of selections for Educational Assistants including:

- Behaviour Management Systems
- Autism Spectrum Disorder
- See Saw
- School Mental Health Ontario training courses and resources
- Google Suites
- Boom Cards

Regular Staff Training Initiatives, After-School, & Other Workshops with a Special Education Focus:

- Training by school resource and itinerant teachers, as appropriate
- Provide in-service and support the mentoring of 'New To Resource' teachers
- SafeTALK
- Trauma-informed Schools
- Passion Projects
- Mental Health First Aid
- Applied Suicide Intervention Strategies Training (ASIST)
- Hear Here!
- Differentiated Instruction for Enrichment Students
- ABA Training
- Behavioural Management Systems Training (BMST)
- BMST Refresher Course
- BMST Master Trainer Training
- BMS Module - Autism Supports Program
- Functions of Behaviour
- Universal Supports in the Classroom
- Fetal Alcohol Spectrum Disorder (FASD) workshops
- New to Special Education Resource Training
- Multi-Disciplinary Team Meetings
- Structured Learning
- eLearning Modules on ADHD, Anxiety, Mood Disorders, Mentally Well Classrooms, Prevalent Medical Conditions
- Hearing Awareness Training for Classroom Teachers of Deaf and Hard-of-Hearing Students
- Assistive Technology
  - Using Read/Write for Google in the Classroom
  - Integrating Assistive Technology into Everyday Learning
- School Mental Health Ontario training courses and resources
- Google Suites
  - Boom Cards

*\*\* See Appendix C for Acronyms \*\**

5. The Lambton-Kent District School Board Special Education Advisory Committee meets to review supports for students, including those transitioning to post-secondary institutions or other pathways. The Committee takes advantage of networking opportunities with partner organizations to gather and share information.
6. An IEP Best Practice Review will be conducted in the 2021-2022 school year to ensure support for specific students.
7. Ongoing training on the confidential use and storage of IEPs to support effective, efficient development of IEPs and facilitate the IPRC process.
8. Safety Audits are conducted, as needed.
9. The LKDSB have recently revised our 'Safe Intervention Policy' to promote a safe learning environment for all students using the Behaviour Management Systems, which provides proactive interventions that will reinforce positive behaviours, independence, and safety for all. To plan, implement and monitor intervention for all students in need, school teams will develop Support, Safety and Well-Being Plans as appropriate.

In addition, the LKDSB participates in many multi-agency collaborative partnerships (i.e., Pre-school Intake and Integrated Transition Planning) to support students with special needs. The Board has collaborative partnership agreements with outside agencies to assist connecting students with special needs and their families with accessible services.

A Multidisciplinary Student Support Team meets regularly to review the socio-emotional well-being needs of students by promoting both proactive and responsive measures within a school culture. The Special Education Leadership Teams also meets and holds case conferences to discuss referrals to central programs and to problem-solve.

The LKDSB is a member of the Provincial and Regional Committee for Autism Supports for Students.

Translation software is available through Google Read and Write. The Board ensured that there was increased access to specialized Lexia support software for target populations.

The Board operates transition programs (i.e. OPTIONS and Intensive Service Classrooms), in partnership with several organizations (i.e. Children's Aid, Probation, school board, St. Clair College, etc.), with supports which help our students access treatment and connect with the community services with a mindset of promoting lifelong success.

The LKDSB continues to be heavily involved in the Special Needs Strategy, which is designed to increase accessibility to services for all students with special needs. Those involved from various organizations/agencies are developing a child-centered, family focused process that will take in the full range of services available in the community. The areas of focus are *Coordinated Service Planning*, and *Integrated Rehabilitation Services*.

## 6.2 Other

	<b>Barrier &amp; Barrier Type</b>	<b>Strategies for Removal/ Prevention</b>	<b>Timing</b>	<b>Responsibility</b>	<b>Applies to</b>	<b>Status</b>
1.	Access of individuals from other cultures or those with unique learning needs.	Liaise with community partners to provide translators and interpreters when required.	Access translation software, assess language learning software as required.	School Administration	Public, Employees Parents and Guardians	Ongoing
2.	Unique barriers as identified by speech-language and psychology professionals	Install and maintain SEA adaptive technology.  Training for SEA adaptive technology.	As appropriate	Information Technology Services  Itinerant Staff	Students  Students and Staff	Ongoing
3.	Access to academic programming	Providing technology as appropriate  Providing alternative formats or ways of accessing programming, information, and services.	As appropriate  (e.g. during pandemic, learn at home)	School Administration  Program Department  Information Technology Services	Students  Parents and Guardians	Ongoing

If an employee encounters a barrier in the workplace, contact should be made with their supervisor.

## 6.3 Information Technology

	<b>Barrier &amp; Barrier Type</b>	<b>Strategies for Removal/ Prevention</b>	<b>Responsibility</b>	<b>Applies to</b>	<b>Status</b>
1.	Internet and Wi-fi Infrastructure	IT Infrastructure Strategic Plan has made technology accessible	Information Technology Services, Senior Administration	Students, Staff, School Community	Ongoing
2.	Ensure new websites and intranet conform to accessibility standards	Training is done to assist new staff become familiar with accessibility features. Continue working with schools to building templates for	Web Technologist	Staff	Ongoing

	<b>Barrier &amp; Barrier Type</b>	<b>Strategies for Removal/ Prevention</b>	<b>Responsibility</b>	<b>Applies to</b>	<b>Status</b>
		their newsletter and calendar files.			

### **7.0 Barriers Identified**

	<b>Barrier &amp; Barrier Type</b>	<b>Strategies for Removal/ Prevention</b>	<b>Responsibility</b>	<b>Applies to</b>	<b>Status</b>
<b>1.</b>	Access to Mental Health services (attitudinal/ policy practice)	Monitoring and reinforcing collaborative partnerships with third party service providers. Mental Health Lead will help develop community protocols.	Student Support Services, Central Office Staff	Students Staff Parents Community Partners.	Ongoing
<b>2.</b>	Access to assistive/ educational technology for Special Education students (informational /learning technological)	Access to technology opens the world to a student. Technology may be utilized for research, collaboration, organization, creativity, communication, and independence. It allows students to communicate with experts around the world, access information from a variety of sources and express their learning in unique ways.	Student Support Services, Special Education Specialized Staff, Principals, School Staff.	Students Staff	Ongoing, enhanced access in Special Education classrooms.
<b>3</b>	Access to assistive/ educational technology for all students (informational /learning technological)	Access to technology opens the world to a student. Technology may be utilized for research, collaboration, organization, creativity, communication, and independence. It allows students to communicate with experts around the world, access information from a variety of sources and express their learning in unique ways.	Senior Administration and Information Technology Department, Principals, School Staff	Staff, Students, Community members	Ongoing

## **8.0 Professional Development**

The Accessibility for Ontarians with Disabilities Act is intended to create an accessible Ontario by 2025. This legislation addresses issues that pose major barriers for people with disabilities. The Integrated Accessibility Standards Regulation, July 2011, requires that school boards develop policies, practices and procedures that ensure accessible service for people with disabilities. It requires that *all* employees receive general training on the requirements of the Accessibility Standards and the Ontario Human Rights Code as it relates to disabilities.

To support the meeting of these expectations, to align practices across the district, and to facilitate ongoing training, the general LKDSB Accessibility online course was developed and all employees are required to log on to Our Training Room [www.ourtrainingroom.com](http://www.ourtrainingroom.com) using internet explorer to complete the course. All new employees of the Board are required to complete the online training. All volunteers are required to review the *Accessibility and the AODA for Volunteers with the Lambton Kent District School Board* power point located under the Accessibility link on the LKDSB Board website.

Additionally, school boards are required to provide training for all educators on accessibility awareness in program delivery and instruction. *All* employees who design deliver or teach educational programs and courses are required to undertake additional accessibility awareness training related to their responsibilities. This training will continue to take place for new employees.

## **9.0 Review and Monitoring Process**

The Accessibility Committee will meet as required during the year to review progress and evaluate the effectiveness of implementation of barrier-removal and prevention strategies and to make future plans to increase accessibility in the Lambton Kent District School Board. The upcoming focus will be on the proposed Accessibility Standard for Education.

## **10.0 Communication of the Plan**

The Lambton Kent District School Board's Annual Accessibility Plan will be available on our website at [www.lkdsb.net](http://www.lkdsb.net) and communicated through updates through newsletters, community meetings, staff updates, Senior Administration and Lambton Kent District School Board meetings. Questions, comments or input regarding the Accessibility Plan may be directed to:

Accessibility Committee  
200 Wellington Street  
Sarnia, ON N7T 7L2  
Telephone: 1-800-754-7125  
e-mail: [Krystel.Japp@lkdsb.net](mailto:Krystel.Japp@lkdsb.net)



## Appendix A

### **Accessibility for Ontarians with Disabilities Act Annual Accessibility Report Feedback Form**

The Lambton Kent District School Board values your feedback regarding our Annual Accessibility Report. Please complete the form below and outline your comments, questions or concerns.

**Mail to:** Accessibility Committee  
200 Wellington Street  
Sarnia, ON N7T 7L2  
e-mail to: [krystal.japp@lkdsb.net](mailto:krystal.japp@lkdsb.net)

#### **Contact Information**

**Name:** \_\_\_\_\_

**Address:** \_\_\_\_\_

**Telephone Number:** \_\_\_\_\_

**E-Mail:** \_\_\_\_\_

**Date:** \_\_\_\_\_

#### **Comments:**

---

---

---

---

---

---

## Appendix B

### Facilities Accessibility Upgrades

New school construction has, or will, adhere to the current Building Codes and includes barrier free access such as power door operators, elevators in schools of more than one floor and accessible washrooms. Some of the upgrades that have occurred are:

<b>Location</b>	<b>Accessibility Upgrade</b>
Indian Creek	Installed new universal barrier free washroom. Added power door operators on access doors.
Tilbury Area	Updated universal barrier free washroom with new power door operator and new fixtures
Riverview	Additional barrier free parking spaces were added. New drop curbs with tactile plates installed throughout the parking lot.
Winston Churchill	Additional barrier free parking spaces were added.
Indian Creek – Daycare	Universal barrier free washroom was added. Two barrier free parking spaces were added.
Bridgeview	Universal barrier free washroom was added with power door operator.
Brooke Central	Universal barrier free washroom was added with power door operator. Barrier free stalls and power door operator were added to boys washroom B2 and girls washroom G2. Barrier free drinking fountain and bottle fill station was added. Power door operators were added to exterior entrance to play yard, resource/computer lab, and boys & girls change rooms at gym.
Lakeroad	Barrier free parking space was added to West parking lot
Thamesville	Universal barrier free washroom being construction (Fall 2021 completion)
King George Sarnia	Constructed barrier free ramp at FDK door leading to playground
Gregory Drive	New sidewalk and ramp leading to daycare
Queen Elizabeth Chatham	Lift table repair and lift installation
LCCVI	Modifications to elevator and installation of 7 power door operators throughout.

## Appendix C

### Special Education Acronyms

<b>Acronyms</b>	<b>Explanation</b>
<b>ABA</b>	Applied Behaviour Analysis
<b>ABC</b>	Association for Bright Children
<b>ABLE</b>	Academics Based on Life Experiences (offered at AMSS, JMSS, and WDSS)
<b>ABS</b>	Autism Behavioural Sciences
<b>ADD / ADHD</b>	Attention Deficit Disorder / Attention Deficit Hyperactivity Disorder
<b>ADP</b>	Assistive Devices Program
<b>AEP</b>	Alternative Education Program (Funding Term)
<b>AI</b>	Autism Intervener
<b>AMSS</b>	Alexander Mackenzie Secondary School
<b>ASD</b>	Autism Spectrum Disorder
<b>ASL</b>	American Sign Language
<b>ASO</b>	Autism Society Ontario
<b>ATT</b>	Assistive Technology Team
<b>BDHS</b>	Blenheim District High School
<b>BMS</b>	Behaviour Management Systems
<b>CAP</b>	Central Auditory Processing
<b>CAT</b>	Canadian Achievement Test
<b>CAS</b>	Children's Aid Society
<b>CBT</b>	Central Behaviour Team
<b>CCAC</b>	Community Care Access Centre
<b>CD</b>	Conduct Disorder
<b>CDA</b>	Communication Disorder Assistant
<b>CEC</b>	Council for Exceptional Children
<b>CKCS</b>	Chatham-Kent Children's Services
<b>CKSS</b>	Chatham-Kent Secondary School
<b>CNIB</b>	Canadian National Institute for the Blind
<b>CODE</b>	Council of Ontario Directors of Education
<b>CPI</b>	Crisis Prevention Institute (providers of Non-Violent Crisis Intervention methods)
<b>CPRI</b>	Child & Parent Resource Institute
<b>CTAP</b>	Community Threat Assessment Protocol
<b>CYW</b>	Child and Youth Worker
<b>DD</b>	Developmental Disability
<b>DNS</b>	Dragon Naturally Speaking
<b>DOB</b>	Date of Birth
<b>DRA</b>	Diagnostic Reading Assessment
<b>DSM - IV</b>	Diagnostic Statistical Manual - 4 <sup>th</sup> Edition
<b>DSW</b>	Developmental Service Worker
<b>EA</b>	Educational Assistant
<b>ECE</b>	Early Childhood Education

<b>Acronyms</b>	<b>Explanation</b>
<b>EQAO</b>	Education Quality and Accountability Office
<b>ESL</b>	English as a Second Language
<b>FAS</b>	Fetal Alcohol Syndrome
<b>FI</b>	French Immersion
<b>FSL</b>	French as a Second Language
<b>FTE</b>	Full-time Equivalent
<b>GE</b>	Grade Equivalent
<b>GLSS</b>	Great Lakes Secondary School
<b>HELP</b>	Hawaii Early Learning Profile
<b>HI</b>	Hearing Impaired
<b>IBI</b>	Intensive Behavioural Intervention
<b>IEP</b>	Individual Education Plan
<b>IPRC</b>	Identification, Placement and Review Committee
<b>JMSS</b>	John McGregor Secondary School
<b>LCCVI</b>	Lambton Central Collegiate-Vocational Institute
<b>LD</b>	Learning Disability
<b>LDAO</b>	Learning Disabilities Association of Ontario
<b>LKCS</b>	Lambton-Kent Composite School
<b>LKDSB</b>	Lambton Kent District School Board
<b>LNS</b>	Literacy and Numeracy Secretariate
<b>MACSE</b>	Minister's Advisory Council on Special Education
<b>MCYS</b>	Ministry of Children and Youth Services
<b>MF</b>	Medically Fragile
<b>MID</b>	Mild Intellectual Disability
<b>MOE</b>	Ministry of Education
<b>NLSS</b>	North Lambton Secondary School
<b>NCIVS</b>	Northern Collegiate Institute and Vocational School
<b>O &amp; M</b>	Orientation and Mobility
<b>OADD</b>	Ontario Association for Developmental Disabilities
<b>OADE</b>	Ontario Association for Developmental Education
<b>OAFCCD</b>	Ontario Association for Families of Children with Communication Disorders
<b> OCD</b>	Obsessive Compulsive Disorder
<b>ODA</b>	Ontarians with Disabilities Act
<b>ODD</b>	Oppositional Defiant Disorder
<b>ODSP</b>	Ontario Disability Support Program
<b>OLSAT</b>	Otis-Lennon School Ability Test
<b>OPA</b>	Ontario Psychological Association
<b>OPSBA</b>	Ontario Public School Boards' Association
<b>OPSOA</b>	Ontario Public Supervisory Officers' Association
<b>OSR</b>	Ontario Student Record
<b>OSSC</b>	Ontario Secondary School Certificate
<b>OSSD</b>	Ontario Secondary School Diploma
<b>OSSLT</b>	Ontario Secondary School Literacy Test
<b>PAAC</b>	Parent Association Advisory Committee
<b>PASS</b>	Positive Alternative to School Suspension
<b>PBS</b>	Positive Behaviour Support

<b>Acronyms</b>	<b>Explanation</b>
<b>PDD</b>	Pervasive Developmental Disorder
<b>PECS</b>	Picture Exchange System
<b>POWER</b>	Perception, Organization, Wellness, Empathy, Respect (Alternative Program)
<b>RDHS</b>	Ridgetown District High School
<b>RT</b>	Resource Teacher
<b>SAL</b>	Supervised Alternative Learning
<b>SBTM</b>	School Based Team Meeting
<b>SCCYS</b>	St. Clair Child and Youth Services
<b>SEA</b>	Special Equipment Amount
<b>SEAC</b>	Special Education Advisory Committee
<b>SEPPA</b>	Special Education Per Pupil Amount (Funding Term)
<b>SIP</b>	Special Incidence Portion (Funding Term)
<b>SLP</b>	Speech-Language Pathologist
<b>SOD</b>	Statement of Decision
<b>SSP - ASD</b>	School Support Program - Autism Spectrum Disorder
<b>SSW</b>	Social Service Worker
<b>TDHS</b>	Tilbury District High School
<b>TE</b>	Tutor Escort
<b>TERT</b>	Tragic Event Response Team
<b>TLD</b>	Transition Learning Disabilities (Program)
<b>TVCC</b>	Thames Valley Children's Centre
<b>VI</b>	Visually Impaired
<b>WDSS</b>	Wallaceburg District Secondary School
<b>WIAT</b>	Wechsler Individual Achievement Test
<b>WISC</b>	Wechsler Intelligence Scales for Children



**FROM: John Howitt, Director of Education**

**DATE: November 23, 2021**

**SUBJECT: Parent Involvement Committee**



The Parent Involvement Committee of the Lambton Kent District School Board met on November 8, 2021 via Microsoft Teams.

Superintendent Mancini provided a presentation on De-streaming, Assessment and Evaluation and Re-engagement.

Superintendent Hazzard presented the draft 2022-2023 school year calendar as well as provided an update on Math and Reading Diagnostic Assessment.

Director Howitt updated the committee on the following items:

- Inclement weather memo
- School Climate Survey
- Demographic Student Census
- Secondary School semester two timetable

School councils are submitting Parent Reaching Out (PRO) Grant applications for review by Parent Involvement Committee (PIC). The deadline was November 15, 2021. Events need to be completed and final reports are due before June 15, 2022.

Next meeting is Monday, February 7, 2022



**FROM: John Howitt, Director of Education**

**DATE: November 23, 2021**

**SUBJECT: LKDSB COVID-19 Update - Student Re-Engagement**



## Student Re-Engagement

Student re-engagement was a priority for the Lambton Kent District School Board for the 2021 – 2022 school year. Reaching out to students from Kindergarten to Grade 12 and their families included providing a network of ongoing supports helping connect them with their school community while building on their strengths and responding to individual interests, needs and pathways.

### **Special Education, Mental Health and Equity**

The Summer Social Worker engagement project, developed by the LKDSB Supervisor of Social Work, identified 400 disengaged LKDSB ‘Learn at Home’ Virtual Elementary School students based on achievement and attendance. Social workers reached out to these students to discuss how they were coping, what supports were needed and established return to school plans. The students’ home school Multi-Disciplinary Teams were provided the information needed to support return to learn plans.

With the continued support of school Social Workers, families of secondary students who were at risk of being disengaged were contacted to determine student needs in returning to learn for the 2021 – 2022 school year. This information was shared with the Multi-Disciplinary Teams and Student Success teams.

Elementary and secondary Multi-Disciplinary Teams coordinated transition meetings for students who were new to Full Day Kindergarten (FDK), students moving from grade eight to nine, students at risk of being disengaged and students with Special Education and mental well-being needs. These transition meetings included school tours and family meetings.

The Equity Diversity Inclusion Committee continues to provide professional development to school teams identifying students who have been historically disadvantaged and students who have been disproportionately impacted by COVID-19.

### **Elementary Program**

To facilitate the closure of gaps in reading and to lift learning, all elementary schools received Benchmark Reading Assessment kits providing updated texts to further engage students. Instructional coaches provided teacher support for the implementation of the Benchmark Reading Assessment and the use of the Literacy Continuum, determining student strengths and next steps.

Instructional coaches were assigned to all schools throughout the year for a period of three to six weeks of coaching to develop a strong sense of numeracy and flexibility of 'thinking in math' using the Alex Lawson Math Continuum.

## Secondary Program

As part of an integrated school-based team including Indigenous Support workers, Student Success teachers provide support to in-risk and at-risk students and help students as they transition into and through secondary school. Student Success teachers collaborate with guidance and special education staff to establish communication strategies to help students transition while maintaining focus on providing a caring adult.

## School Re-engagement Teams

Throughout the school year, individual student needs are identified and supports are provided which include creating a school culture that is safe and inclusive and good for all students. Teaching and learning excellence enable students to want to engage in learning. The initial supports are beneficial to students who are showing early signs, or are at risk, of disengagement which can be demonstrated by attendance and achievement. These supports include, but are not limited to, students with special education needs, Indigenous students, racialized students, English language learners, students with mental health needs and students with an unstable home environment. Student Re-engagement Teams assist students in addressing immediate needs working closely with the student success team accepting student referrals from schools, assisting students with immediate needs and maintaining a caring adult relationship in collaboration with the school. Student Re-engagement Teams provide support to students who are disengaged in Supervised Alternate Learning (SAL) and students who have left school.

## Alternative, Adult and Continuing Education

### Transition to School Year

Members of the student re-engagement team were provided the opportunity to return to work on August 16 to support students, families, and schools with the transition back to school. Five members of the team worked the period of August 16-31 and were joined by two other members on September 1. Team members were able to proactively reach out to students and families that they have worked with previously as well as build relationships with new students and families.

	August 16-31	September 1-24	Total
# of total contacts - existing case load	145	526	671
# of total contacts - new students	147	454	601
# of total contacts	292	980	1272

### Early Leavers

380 secondary students left school in 2020-21 without an OSSD/OSSC and didn't engage in another credit bearing program. As of October 13, every student had been contacted and 177 students had been successfully re-engaged into a credit bearing program. Such programs include regular high school, specialized co-op, SWAC, alternative eLearning, and self-study correspondence.

As of October 13, about 100 secondary students did not arrive to school. The team has been following up with students to re-engage them into credit bearing programs. The team is also generating regular early leavers' reports so that every student is contacted and is given the opportunity to have a pathway to graduation.

### Supervised Alternative Learning

To provide every student with a fresh start to the school year, 180 students in SAL exited the program to return to classes at their home schools. School teams were asked to complete transition plans to provide them support. As of October 13, 50 students have been approved for SAL for 2021-22. This number does not include students who would have SAL as part of their specialized program (ACCESS, IS, T2).

For 2021-22, a renewed approach to SAL with a focus on grade nine and ten students includes creating individualized SAL plans that identify and address the barriers to learning, have expanded academic



options, have specific non-academic supports that include viable community program options, involve a strong connection with the school such as working with school staff at the school, and have a monitoring and accountability structure. Community partners, Rebound and Restorative Justice, will provide flexible non-academic programs to students in SAL to address personal challenges. Topics include bullying, emotions, anger, social media, anxiety, and substance abuse. Thirteen grade nine and ten students in SAL have been approved under this new approach. The SAL Committee has been impressed with the creative approaches that schools are taking to support their students in SAL.

**Attendance Referrals**

As of October 22, our attendance officers have responded to 152 student attendance referrals.

Types of referrals include

- Re-engagement: Student has not arrived to school yet this year
- Proactive: Student is chronically absent but has not been absent for fifteen consecutive days
- Prolonged: Student has been absent for more than fifteen consecutive days

	Re-engagement	Proactive	Prolonged	Total
Chatham-Kent	47	25	21	93
Sarnia-Lambton	37	12	10	59
Total	84	37	31	152

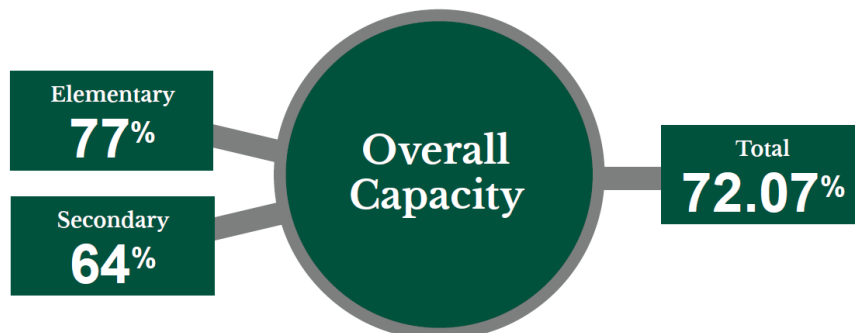
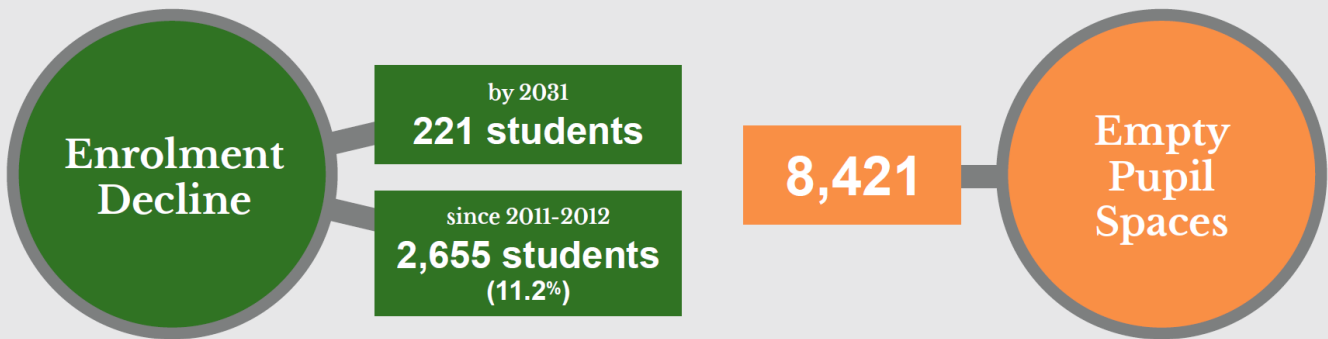
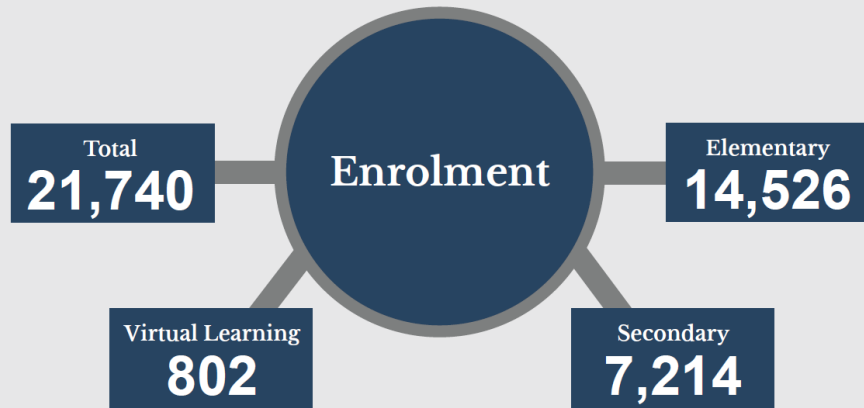
The number of referrals for 2019-20 and 2020-21 were 750 and 1200, respectively.




Lambton Kent  
District School Board  
*Student Achievement* ✓ *Community Success*

# 2021-2022 PUPIL ACCOMMODATION REPORT

# 2021-2022 LKDSB Pupil Accommodation Report



\*All 2021-2022 figures are as of September 20, 2021



**FROM:** John Howitt, Director of Education  
Mark Sherman, Superintendent of Capital Planning and Accommodation  
Brian McKay, Superintendent of Business



**DATE:** November 23, 2021

**SUBJECT:** LKDSB Pupil Accommodation Report 2021-2022

The LKDSB Pupil Accommodation Report 2020/2021 is presented to the Board in compliance with LKDSB Regulation No: R-AD-106.

The purpose of the LKDSB Pupil Accommodation Report 2020/2021 is to summarize data to provide an overview of accommodation issues across the geographic area of the Lambton Kent District School Board. The study of current student enrolment, demographic and financial data, as well as Ministry of Education initiatives, is key to future planning. Some of the data included in the *LKDSB Capital Plan June 2021* is included in this report.

The data presented in this report indicates the LKDSB faces two ongoing challenges: demographics/declining enrolment and financial challenges (including maintaining aging facilities and excess student spaces). Due to the ongoing moratorium on school consolidations, the LKDSB is not currently permitted to move forward with its phased approach to addressing empty student spaces in its schools.

The proposed Pupil Accommodation Review Plan by Phases presented in the final pages of the report consists of four of the original 8 phases proposed to Trustees before the moratorium on Pupil Accommodation Reviews was put in the place. The first four were addressed before the moratorium was put in place and have already been or are in process of being implemented. This year's report adds some additional considerations and/or options administration would consider presenting to Trustees when the moratorium is lifted. These are based on more recent data, changing curriculum and improving student programming. The inclusion of the phases and considerations in this report does not preclude the Pupil Accommodation Review process nor imply Trustee approval of the considerations.

## **Demographics & Current Enrolment Overview**

- LKDSB has 21,740 students as of September 20, 2021;
- LKDSB's Ministry-rated empty pupil spaces is 8,421 as of September 20, 2021;
- LKDSB's current capacity utilization as of September 20, 2021 is 72.07%; and
- LKDSB's projection of enrolment continues to fluctuate and capacity utilization is 22,178 students in 2025 (73.53%) and 21,911 students in 2031 (72.65%).

While Statistics Canada predicts that the birth rate in Ontario will increase from 2017 to 2027, Lambton and Chatham-Kent birth rates and the projected student population is expected to follow a neutral trend in birth rate in the LKDSB area in comparison to the province. This Statistics Canada data is supported by the Board's demographic software.

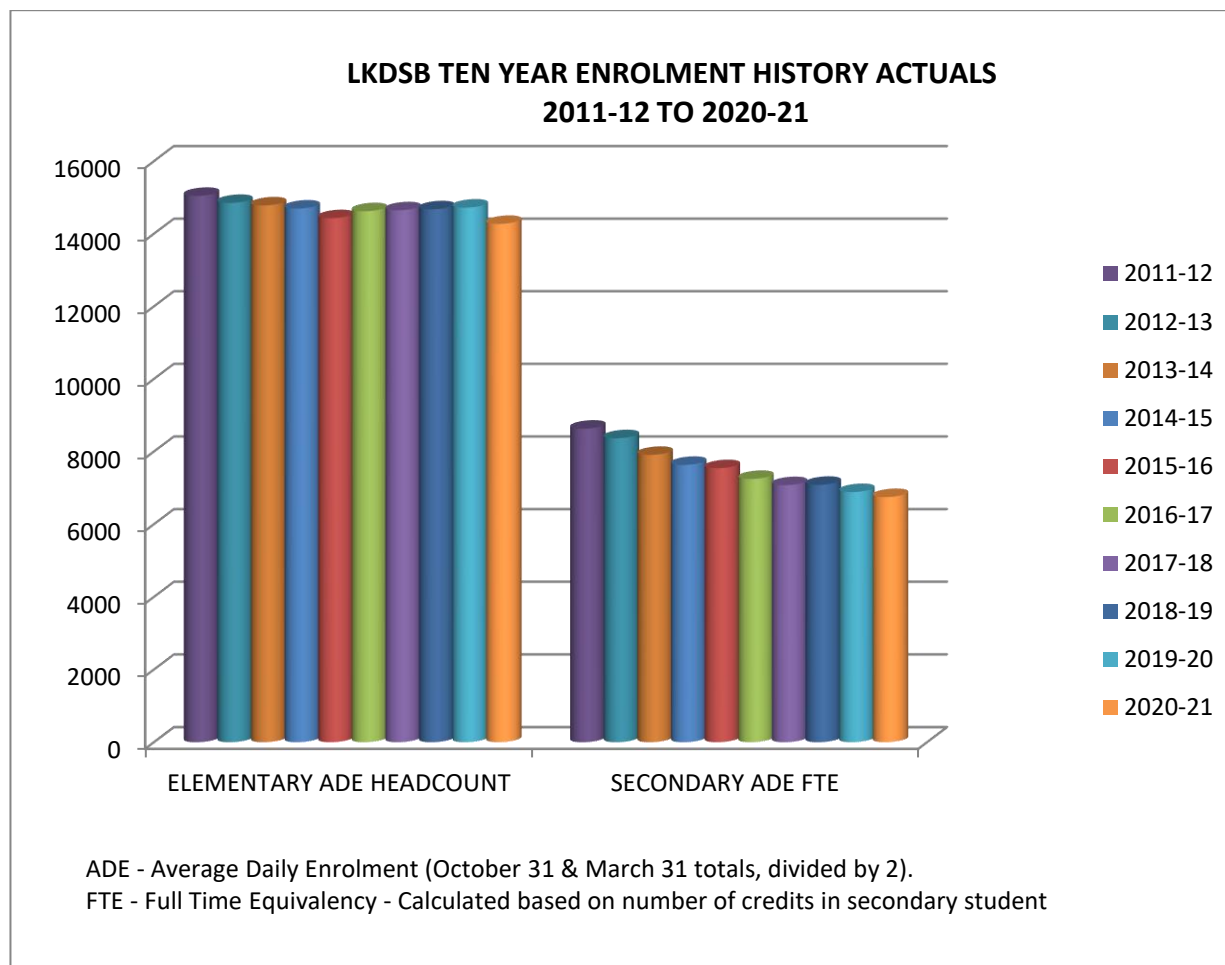
## **LKDSB's Enrolment History**

In the 2020/2021 school year there was a 11.2% decline in overall student population compared to enrolment ten years earlier in the 2011/2012 school year as outlined in the chart below. Enrolment in the LKDSB has experienced decline since amalgamation in 1998.

### **COMPARISON OF TOTAL STUDENT AVERAGE DAILY ENROLMENT BY HEADCOUNT**

	<b>2011-2012</b>	<b>2020-2021</b>	<b>Change</b>	<b>% Change</b>
<b>Elementary Enrolment</b>	15,044	14,272	(772)	(5.1%)
<b>Secondary Enrolment</b>	8,630	6,747	(1,883)	(21.8%)
<b>Totals</b>	23,674	21,019	(2,655)	(11.2%)

In the 2020/2021 school year, our elementary enrolment decreased by 448 students over the previous school year. Secondary enrolment declined by 137 students over the previous school year. Fluctuating COVID rates throughout the year created much instability for parents and students. Many students were withdrawn from the LKDSB to be homeschooled. We have reached out to all students who were withdrawn and in the current 2021-2022 school year have seen a marked increase in those students returning to in-person learning.



## Current LKDSB Enrolment

Elementary enrolment as of September 20, 2021 was 14,526 students, which represents an increase of 254 students in comparison to the 2020/21 elementary average daily enrolment (ADE) of 14,272. ADE is calculated by averaging the total enrolment on the Ministry funding dates of October 31 and March 31 of the school year. It is important to note that in the 2020/201 school year, elementary enrolment increased by 144 students on the March 31, 2021 Ministry funding date in comparison to the enrolment on October 31. Over the past three years, there has been a slight increase in elementary enrolment (average of 36 students) for the March 31 reporting date. In September 2021, additional registrants from other provinces, countries and school boards outside of the LKDSB catchment area are contributing factors to the enrolment increase, as well as students returning from home school.

As of September 20, 2021, seven elementary schools have student populations under 150 students. Those schools are: Mooretown-Courtright Public School with 93 students; Zone Township Central School with 102 students; Aberarder Public School with 105 students; Dawn-Euphemia Public School with 114 students; Riverview Central School with 136 student; Bridgeview Public School with 140 students and Thamesville Area Public School with 146 students.

Secondary enrolment as of September 20, 2021 is 7,214 students, a decrease of 257students in comparison to enrolment on October 31, 2020. Secondary enrolment is projected to fluctuate over the next 10 years as a larger elementary population moves to secondary.

As of September 20, 2021, three of twelve secondary schools have current student populations under 400. Ridgetown District High School, Grade 9-12, reports enrolment at 111 students; Blenheim District High School has 212 students; followed by Tilbury District High School with 348 students.

Note 1: Of the TDHS 348 total students, 178 are regular day school program students and 170 are attached to the ACCESS program of which approximately 40 students are enrolled in the regular day school co-op program. Other ACCESS program students are enrolled in a combination of Supervised Alternative Learning (SAL), regular day school classes and online courses.

Note 2: Lambton Kent Composite School has been removed from this sub-400 student FTE list as the Virtual Learning Program for Secondary Students has been tied to their location (BSID) for support and monitoring purposes. The regular day school in-person FTE is 256 students and the Virtual FTE student count is 366.

This enrolment data may fluctuate based on additional student admissions and/or departures that will occur between now and the first Ministry funding date of October 31, 2021. It is also important to note that not all secondary students will be funded as full-time students.

### **Summary of Current Enrolment for the 2021/22 School Year**

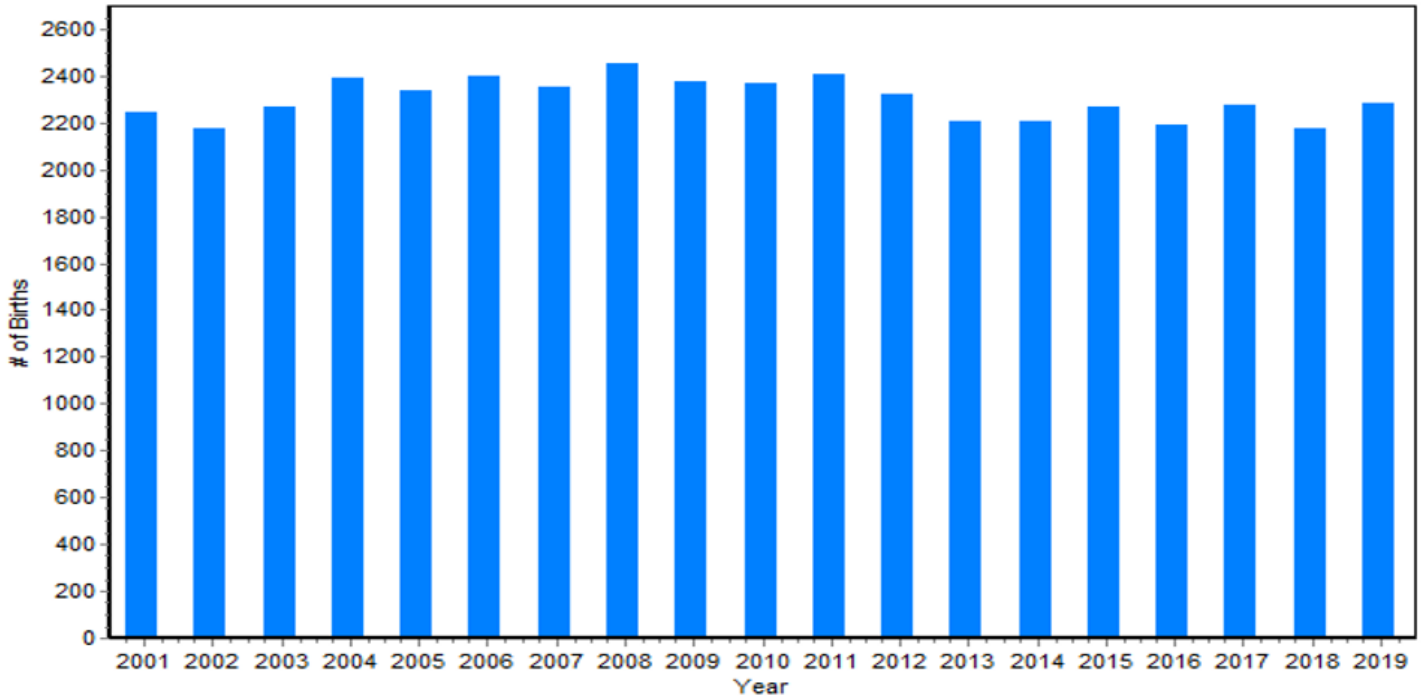
In 2020/2021, the LKDSB had 9,062 empty pupil spaces as of September 20, 2020, with a utilization rate of 69.98%.

For the 2021/22 school year, the LKDSB's total enrolment has increased from the September 20, 2020 enrolment of one year ago. As of September 20, 2021, there are 14,526 elementary students and 7,214 secondary students. The 2021/22 utilization rate of 72.07% has increased and the LKDSB has 8,421 empty pupil spaces

### **Birth Rates**

Birth data on a Board-wide basis for the period of 2001 to 2019 illustrates a range in the number of births. The birth graph below shows a relatively stable birth rate occurred from 2004 to 2012. In 2013 and 2014, the birth rate showed a more significant decline. An increase in the birth rate was experienced in 2015 and 2017 and 2019. However, the decline continued in 2016 and 2018 with the number in 2018 marking the lowest on record since the year 2000.

## Births by LKDSB Catchment Area



Data sources used by the Board's planning software to determine the birth rate include the Provincial Birth Registry, Canada Child Benefit information, and available Census data.

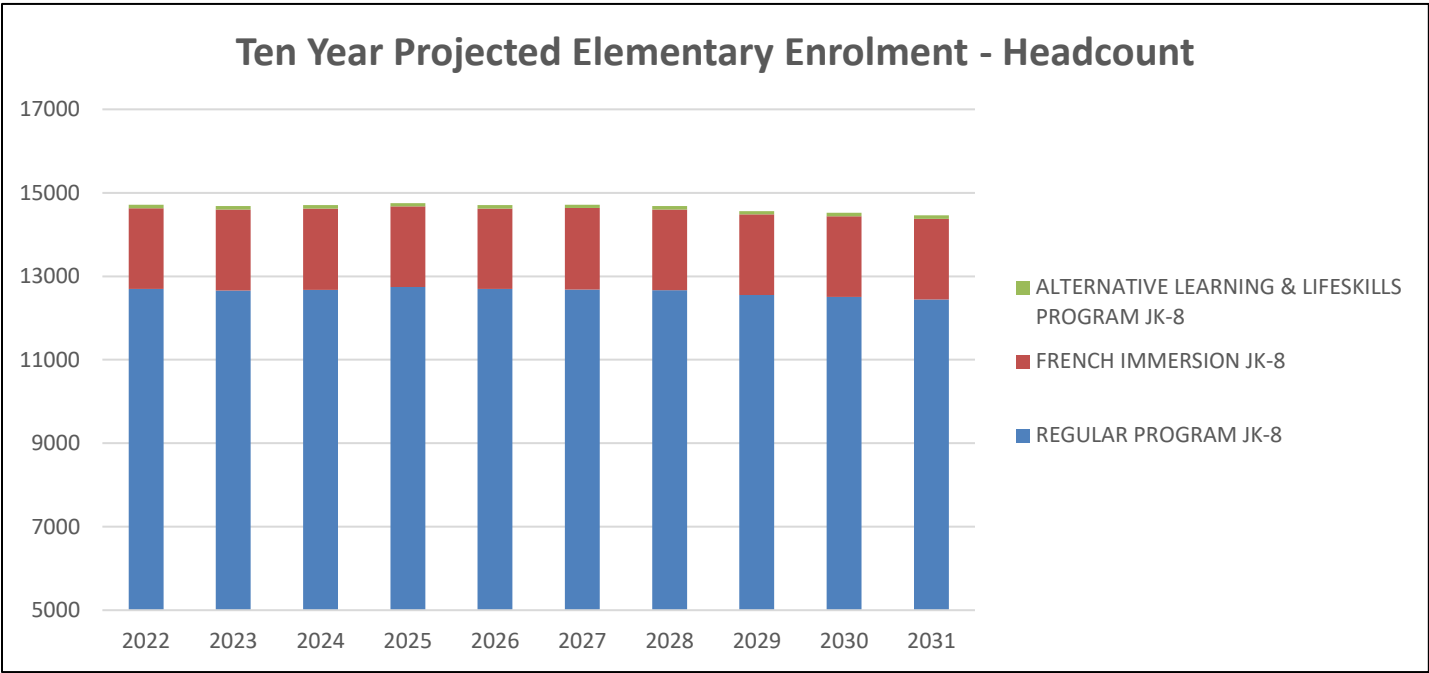
The 2016 Census data supports that there are more women in the 25-34 key age group living in the LKDSB catchment area in 2016. However, the number of births per woman has decreased from an average of 0.198 in 2011 to 0.18 in 2016, resulting in fewer overall births. The Birth assumptions made in this projection reflects 2-year average and includes a neutral trend.

Year	Statistics Canada Provincial Birth Rate Assumptions	LKDSB Catchment Area Birth Rate Assumptions
2019 to 2024	+3.8%	+0.0%
2024 to 2029	-0.8%	+0.0%
2029 to 2034	-1.3%	+0.0%

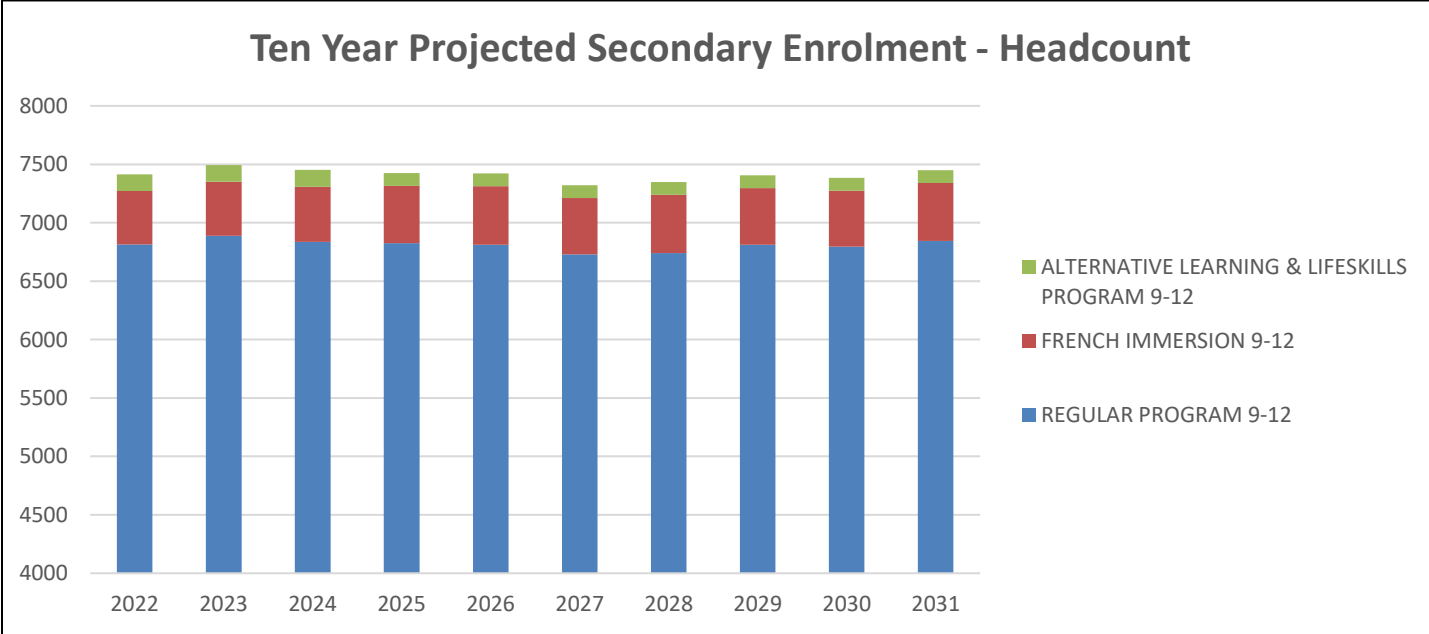
### LKDSB Projected Enrolment

Over the long term the elementary headcount is projected to continue to decline, but at a slower pace than was anticipated. In 2022, a high of 14,717 elementary aged students is projected. Ten years later, in 2031, the elementary enrolment projection is 14,461, a decline of 256 students. This projection would result in an average of twenty-five less elementary students per year over the next ten years.

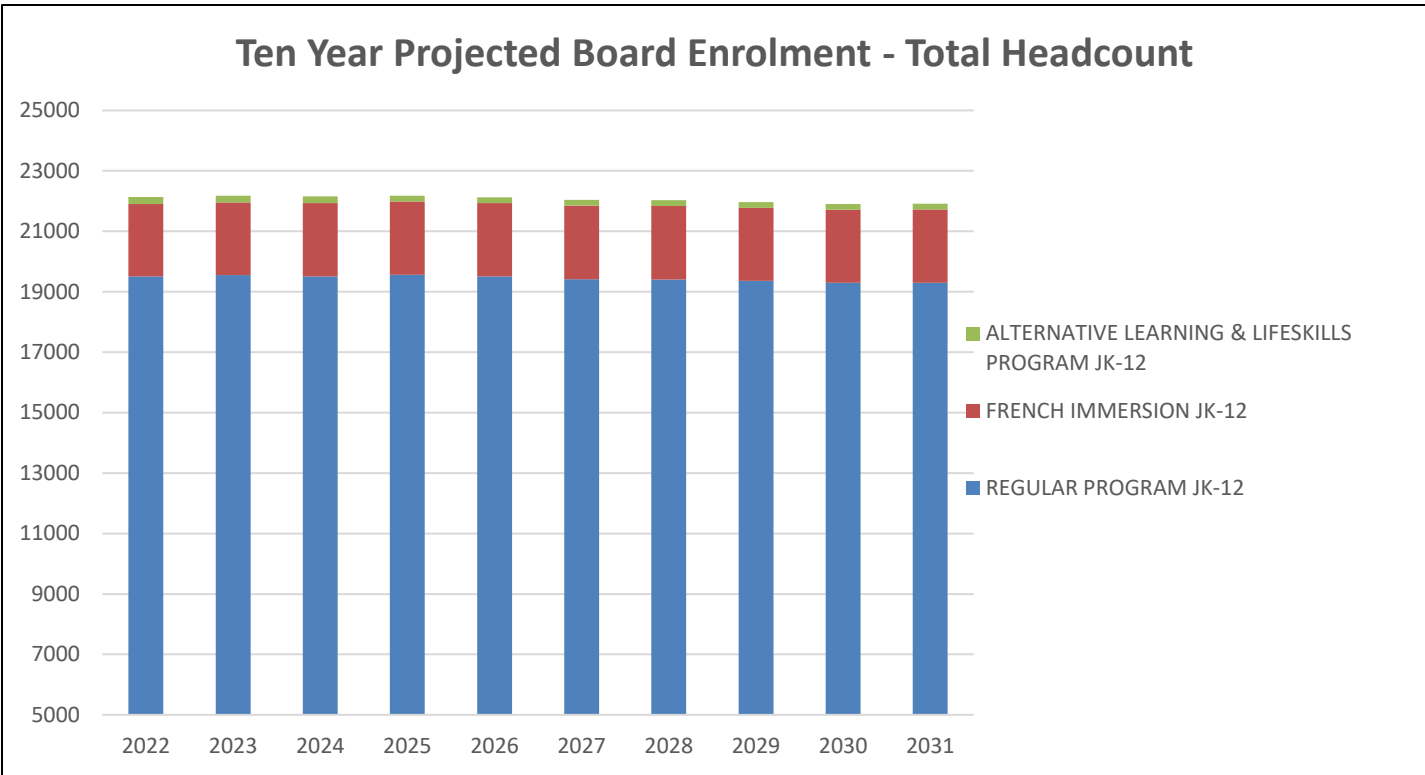




Secondary enrolment (under 21) is projected to fluctuate over the next ten years, due to larger elementary class moves to secondary. In 2031, an estimated headcount of 7,450 is projected, resulting in an increase of 35 students over the 2022 projection of 7,415 total students. This includes projected student participation in the International Education Program. It is important to note that with secondary enrolment, not all students in this headcount will be funded as full-time students.



Overall student enrolment in the LKDSB is projected to continue to decline, as outlined in the Projected Board Enrolment chart below.





By 2031, projections indicate that the overall LKDSB enrolment is expected to decline by approximately 221 students.

- Enrolment for JK-Grade 8 is projected to decrease by 256 students
- Enrolment for Grades 9-12 is projected to increase slightly by 35 students
- Ministry-rated empty pupil spaces will be 8,250
- Capacity Utilization will be 72.65%

**Utilization Trends for the LKDSB**

Average Capacity Determined by the Ministry of Education	Elementary	Secondary
LKDSB 2019/2020	77.6%	63.4%
LKDSB 2020/2021	74.0%	63.0%
LKDSB 2021/2022 – as of Sept 20, 2021	76.5%	64.4%

Elementary Capacity Levels - Headcount - Current & Projections									
	Capacity	Sep 2021	October Enrolment Projections			Percentage Capacity			
		Actuals	2022	2023	2024	20-Sep-2021	2022	2023	2024
AA Wright	268	256	298	289	276	96%	111%	108%	103%
Aberarder	199	105	130	140	141	53%	65%	70%	71%
Bosanquet	328	185	183	186	184	56%	56%	57%	56%
Bridgeview	254	140	144	139	140	55%	57%	55%	55%
Brigden	305	184	183	177	176	60%	60%	58%	58%
Bright's Grove	378	322	319	317	321	85%	84%	84%	85%
Brooke Central	375	241	264	266	265	64%	70%	71%	71%
Cathcart Blvd	518	557	577	580	587	108%	111%	112%	113%
Colonel Cameron	340	222	207	213	209	65%	61%	63%	61%
Confederation	305	252	253	247	250	83%	83%	81%	82%
Dawn-Euphemia	256	114	142	146	146	45%	55%	57%	57%
Dresden	446	377	378	374	368	85%	85%	84%	83%
East Lambton	351	218	257	250	253	62%	73%	71%	72%
École Hillcrest	259	257	263	272	268	99%	102%	105%	103%
Errol Road	458	430	482	470	472	94%	105%	103%	103%
Errol Village	190	244	257	265	284	128%	135%	139%	149%
Grand Bend	248	256	264	270	274	103%	106%	109%	110%
Gregory Drive	374	261	272	273	279	70%	73%	73%	75%
Hanna Memorial	383	173	179	179	179	45%	47%	47%	47%
Harwich-Raleigh	581	346	367	379	381	60%	63%	65%	66%
High Park	530	392	391	388	397	74%	74%	73%	75%
HW Burgess	271	178	174	163	168	66%	64%	60%	62%
Indian Creek	643	606	604	619	632	94%	94%	96%	98%
King George VI-Chatham	340	288	350	345	336	85%	103%	101%	99%
King George VI-Sarnia	374	262	286	286	291	70%	76%	76%	78%
Kinnwood	331	305	343	350	350	92%	104%	106%	106%
Lakeroad	394	158	172	173	179	40%	44%	44%	45%
Lambton Centennial	337	207	202	201	200	61%	60%	60%	59%
Lansdowne	389	289	284	280	267	74%	73%	72%	69%
London Road	282	161	169	167	164	57%	60%	59%	58%
McNaughton 	766	1141	700	692	682	149%	91%	90%	89%
Merlin	302	152	166	163	162	50%	55%	54%	54%
Mooretown	256	93	85	83	83	36%	33%	32%	32%
Naahii Ridge	375	260	296	285	287	69%	79%	76%	77%
PE McGibbon	530	508	496	491	479	96%	94%	93%	90%
Plympton-Wyoming	257	245	264	275	278	95%	103%	107%	108%
Queen E II - Chatham	442	286	310	299	293	65%	70%	68%	66%
Queen E II - Petrolia	397	340	366	369	374	86%	92%	93%	94%
Queen E II - Sarnia	475	248	249	253	258	52%	52%	53%	54%
RDHS Gr 7/8	92	75	73	83	88	82%	79%	90%	96%
Riverview	268	136	126	120	122	51%	47%	45%	46%
Rosedale	492	504	550	551	561	102%	112%	112%	114%
Sir John Moore	472	472	506	504	503	100%	107%	107%	107%
Tecumseh	559	481	493	477	471	86%	88%	85%	84%
Thamesville	199	146	142	144	147	73%	71%	72%	74%
Tilbury Area	470	291	292	291	287	62%	62%	62%	61%
Victor Lauriston	533	319	334	327	322	60%	63%	61%	60%
WDSS Gr 7/8	161	105	123	135	141	65%	76%	84%	88%
Wheatley	337	163	167	163	166	48%	50%	48%	49%
Winston Churchill	374	286	269	267	266	76%	72%	71%	71%
WJ Baird	291	187	202	197	193	64%	69%	68%	66%
Zone	219	102	114	113	109	47%	52%	52%	50%
<b>Totals</b>	<b>18974</b>	<b>14526</b>	<b>14717</b>	<b>14686</b>	<b>14709</b>	<b>77%</b>	<b>78%</b>	<b>77%</b>	<b>78%</b>

 Please note that the Elementary Virtual Learning program has been moved to McNaughton PS for the 2021-2022 school year. In-person FTE count is 716 pupils as of Oct. 31<sup>st</sup>, 2021.

Secondary Capacity Levels - Headcount – Current & Projections									
	Capacity	Sep 2021	October Enrolment Projections			Percentage Capacity			
		Actuals	2022	2023	2024	20-Sep-2021	2022	2023	2024
AMSS	681	424	459	461	463	62%	67%	68%	68%
BDHS	768	212	227	234	227	28%	30%	30%	30%
CKSS	1407	1089	1263	1249	1239	77%	90%	89%	88%
GLSS	1113	827	908	903	906	74%	82%	81%	81%
JMSS	921	590	667	675	667	64%	72%	73%	72%
LCCVI	1185	792	793	781	787	67%	67%	66%	66%
LKCS ★	756	607	269	279	279	80%	36%	37%	37%
NCIVS	1341	1154	1187	1233	1205	86%	89%	92%	90%
NLSS	822	493	537	554	577	60%	65%	67%	70%
RDHS	495	111	122	144	137	22%	25%	29%	28%
TDHS ★	537	348	403	394	396	65%	75%	73%	74%
WDSS	1161	567	580	587	568	49%	50%	51%	49%
<b>Totals</b>	<b>11187</b>	<b>7214</b>	<b>7415</b>	<b>7494</b>	<b>7451</b>	<b>64%</b>	<b>66%</b>	<b>67%</b>	<b>67%</b>

- AMSS Alexander Mackenzie Secondary School
- BDHS Blenheim District High School
- CKSS Chatham Kent Secondary School
- GLSS Great Lakes Secondary School
- JMSS John McGregor Secondary School
- LCCVI Lambton Central Collegiate & Vocational Institute
- LKCS Lambton Kent Composite School
- NLSS North Lambton Secondary School
- NCIVS Northern Collegiate Institute and Vocational School
- RDHS Ridgetown District High School
- TDHS Tilbury District High School
- WDSS Wallaceburg District Secondary School

★ Please note that the Secondary Virtual Learning Program has been moved to Lambton Kent Composite School for the 2021-2022 school year. In-person FTE count is 256 pupils as of Oct. 31<sup>st</sup>, 2021.

★ This figure includes approximately 170 students who are enrolled in the A.C.C.E.S.S. (Acquiring Current Curriculum Experience through Supervised Studies) Program at TDHS. This program supports students, primarily from low-German Mennonite families involved in seasonal work, in pursuing academic goals and achieving their O.S.S.D.

- NB.**
- a) The COVID-19 Pandemic created numerous conditions for the past year of 2020-2021 that impacted on the ability of the LKDSB to set current standard headcount numbers for schools. Factors included: a move to quad-mestering of courses in the Secondary Schools, large numbers of students and parents opting for a Virtual Learning placement, and there being multiple set periods for students to migrate between virtual and in-person learning environments.
  - b) Due to parent concerns for student safety, there was a marked increase in the number of requests for home schooling. This trend lessened in the current 2021-2022 school year.

## **Virtual Learning Students – Elementary and Secondary.**

There is a lessened trend in the current 2021-2022 school year for parents/guardians to choose the Virtual Learning option for their children versus In-person learning. It is approximately a 75% drop from last year's demand. It was a Provincial Ministry of Education directive to keep virtual learning as a board wide option for students in both the Elementary and Secondary panels. The chart below summarizes last year's (2020-2021) demand for this fully online learning option for students versus this year's (2021-2022) registrations of Oct. 31<sup>st</sup> for each year. It is unknown whether the LKDSB will be directed to offer Virtual Schools in the following 2022-2023 school year.

	<b>Elementary</b>	<b>Secondary</b>	<b>Total Enrolment in Virtual Schools</b>
<b>2020-2021 As of Oct. 31<sup>st</sup>, 2020</b>	<b>2017</b>	<b>1133</b>	<b>3,150</b>
<b>2021-2022 As of Oct. 31<sup>st</sup>, 2021</b>	<b>425</b>	<b>377</b>	<b>802</b>

## **Financial Considerations**

Strong fiscal management is an important component of Ontario's publicly funded education system. Ontario's Ministry of Education states, in their *Achieving Excellence: A Renewed Vision for Education in Ontario, 2015* that "public trust is built when the education system makes decisions based on evidence and research, and when it is seen as a good steward of public resources." This focus has led to changes in how the Ministry provided grant funding for education in the province. The LKDSB believes accountability is attained through open dialogue, transparency and fiscal responsibility. This includes effectively allocating resources in order to maximize impact on student learning at the school level.

## **Schools and the LKDSB Capital Replacement Program**

The LKDSB currently operates a total of 62 school sites – 50 in the elementary panel and 12 in the secondary panel. Despite the fact that the LKDSB spends its annual maintenance and capital improvement budgets, its buildings continue to deteriorate as they age. The LKDSB is located within the Ministry of Education London Region in Ontario which encompasses Southwestern Ontario. The average age of school buildings within the LKDSB exceeds both that of the Provincial and Regional averages.

The LKDSB receives grant funding on an annual basis to carry out capital repair and maintenance program on school facilities. Capital projects are prioritized based on school need and condition. The capital needs and condition of the schools is used to calculate the Facility Condition Index (FCI). The FCI is a common facilities management benchmark that compares the relative condition of a group of facilities. The FCI compares the total cost of required capital work in LKDSB schools against the replacement value of those same schools. A facility with a high FCI would generally require a larger capital investment than a similar sized facility that has a lower FCI. High FCI scores are generally found in older buildings. The following tables summarize FCI data for LKDSB schools for a 5 Year and a 10 Year FCI calculation.

**LAMBTON KENT DISTRICT SCHOOL BOARD**

**Summary of 5 Year Facility Condition Indices  
5 year Renewal Data and Year FCI Calculations as of  
March 3, 2021**

Asset Name	Gross Floor Area - sq.m.	Total Cost of Facility Work - 5 year period (\$)	Facility Replacement Value (\$)	5 Year Facility Condition Index (FCI)	Last Assessment Year
Blenheim District High School	11,926	17,236,099	\$21,584,757	79.85%	2016
London Road Public School	2,600	4,998,771	\$6,850,991	72.96%	2019
Ridgetown District High School	8,710	12,609,953	\$17,327,619	72.77%	2016
East Lambton Elementary School	4,163	5,894,579	\$8,626,422	68.33%	2016
W J Baird Public School	3,645	4,928,027	\$7,780,603	63.34%	2020
Lambton Kent Composite School	13,567	13,033,977	\$21,930,548	59.43%	2016
Dresden Area Central School	4,377	6,649,528	\$11,611,015	57.27%	2016
Tilbury District High School	7,632	8,972,121	\$16,103,685	55.71%	2016
Lakeroad Public School	2,962	4,790,028	\$8,992,866	53.26%	2019
Northern Collegiate Institute & Vocational School	17,916	20,037,906	\$37,788,718	53.03%	2016
Kinnwood Central Public School	3,896	4,332,273	\$8,171,066	53.02%	2019
Alexander Mackenzie Secondary School	9,759	10,670,083	\$20,425,123	52.24%	2019
Chatham-Kent Secondary School	17,424	20,017,997	\$38,389,890	52.14%	2016
North Lambton Secondary School	9,359	12,851,919	\$24,997,507	51.41%	2019
Winston Churchill Public School	3,161	4,776,233	\$9,368,862	50.98%	2020
Mooretown-Courtright Public School	2,091	3,425,992	\$6,737,700	50.85%	2020
Lambton Central Collegiate & Vocational Institute	16,382	16,887,381	\$33,371,092	50.60%	2016
Brooke Central Public School	4,104	4,462,245	\$8,851,120	50.41%	2019
Queen Elizabeth II Public School - Sarnia	3,128	4,778,730	\$10,708,186	44.63%	2019
John McGregor Secondary School	13,643	11,827,014	\$26,508,088	44.62%	2016
Bridgeview Public School	2,909	2,998,938	\$6,831,301	43.90%	2019
High Park Public School	4,161	5,220,015	\$11,905,758	43.84%	2016
Naahii Ridge Public School	3,944	3,685,082	\$8,501,087	43.35%	2019
Zone Township Central Public School	1,915	2,593,731	\$6,005,575	43.19%	2016
Dawn-Euphemia Public School	1,958	2,840,672	\$6,737,700	42.16%	2020
Colonel Cameron Public School	3,005	3,586,284	\$8,539,692	42.00%	2020
Errol Village Public School	1,872	2,322,875	\$5,642,239	41.17%	2019
Riverview Central School	2,379	3,353,249	\$8,604,291	38.97%	2020
Confederation Central School	2,331	2,933,847	\$7,600,937	38.60%	2019
Gregory Drive Public School	3,153	3,553,658	\$9,368,862	37.93%	2020
John N Given Learning Centre	2,602	3,021,207	\$8,019,928	37.67%	2016
Hanna Memorial Public School	3,320	3,357,536	\$8,915,639	37.66%	2019
Errol Road Public School	3,715	3,946,137	\$10,748,225	36.71%	2020
Lambton Central Centennial School	3,078	3,060,634	\$8,565,193	35.73%	2016
Lansdowne Public School	3,234	3,182,272	\$8,954,415	35.54%	2019
King George VI Public School Sarnia	2,864	2,951,661	\$8,657,631	34.09%	2019
Bosanquet Central Public School	2,769	2,686,297	\$7,956,557	33.76%	2019
Merlin Area Public School	2,512	2,783,942	\$8,274,294	33.65%	2020
AA Wright Public School	2,978	2,322,597	\$6,933,157	33.50%	2020

Aberarder Central School	1,696	1,952,276	\$5,909,503	33.04%	2019
King George VI Public School Chatham	2,640	2,597,262	\$7,973,586	32.57%	2016
Brigden Public School	2,332	2,431,617	\$7,529,230	32.30%	2019
Harwich-Raleigh Public School	5,100	4,628,125	\$14,495,046	31.93%	2020
Wallaceburg District Secondary School	17,606	11,771,267	\$37,403,811	31.47%	2019
Rosedale Public School	3,581	3,293,791	\$10,878,743	30.28%	2019
McNaughton Ave Public School	5,816	4,735,367	\$15,691,220	30.18%	2016
Cathcart Boulevard Public School	3,828	3,616,633	\$12,039,850	30.04%	2020
H W Burgess Public School	2,245	2,006,928	\$6,945,023	28.90%	2020
Bright's Grove Elementary School	3,664	2,443,464	\$8,889,118	27.49%	2019
Victor Lauriston Public School	3,852	3,149,536	\$11,506,426	27.37%	2019
Ecole Hillcrest Public School	2,240	1,877,604	\$6,960,833	26.97%	2020
Thamesville Area Central Public School	1,737	1,680,395	\$6,262,795	26.83%	2016
Tilbury Area Public School	3,822	2,607,460	\$11,190,700	23.30%	2020
Queen Elizabeth II Public School - Chatham	3,961	2,190,193	\$10,522,964	20.81%	2016
Sir John Moore Community School	4,628	1,870,230	\$10,993,295	17.01%	2020
Wheatley Area Public School	3,077	1,518,728	\$9,512,834	15.97%	2020
Grand Bend Public School	2,707	983,482	\$6,461,951	15.22%	2019
Great Lakes Secondary School	14,049	4,685,639	\$34,136,362	13.73%	2016
Indian Creek Road Public School	5,832	1,932,041	\$14,294,526	13.52%	2020
Queen Elizabeth II Public School - Petrolia	3,554	998,828	\$9,816,661	10.17%	2020
Tecumseh Public School	5,945	806,967	\$12,243,630	6.59%	2016
Plympton-Wyoming Public School	2,942	377,472	\$7,275,952	5.19%	2020
P. E. McGibbon Public School	4,487	239,695	\$12,163,887	1.97%	2020
Summary		321,003,727	799,454,216	38.41%	

**LAMBTON KENT DISTRICT SCHOOL BOARD**

**Summary of 10 Year Facility Condition Indices**

**10 Year Renewal Data and Year FCI Calculation as of March 3, 2021**

Asset Name	Gross Floor Area - sq.m.	Total Cost of Facility Work - 10 year period (\$)	Facility Replacement Value (\$)	10 Year Facility Condition Index (FCI)	Last Assessment Year
Blenheim District High School	11,926	\$25,902,622	\$21,584,757	120.00%	2016
Ridgetown District High School	8,710	\$18,083,468	\$17,327,619	104.36%	2016
East Lambton Elementary School	4,163	\$8,623,218	\$8,626,422	99.96%	2016
Tilbury District High School	7,632	\$15,910,544	\$16,103,685	98.80%	2016
Dresden Area Central School	4,377	\$11,043,362	\$11,611,015	95.11%	2016
John McGregor Secondary School	13,643	\$21,967,886	\$26,508,088	82.87%	2016
Lambton Kent Composite School	13,567	\$17,982,229	\$21,930,548	82.00%	2016
W J Baird Public School	3,645	\$6,312,492	\$7,780,603	81.13%	2020

London Road Public School	2,600	\$5,501,984	\$6,850,991	80.31%	2019
Zone Township Central Public School	1,915	\$4,788,434	\$6,005,575	79.73%	2016
Chatham-Kent Secondary School	17,424	\$30,103,901	\$38,389,890	78.42%	2016
Winston Churchill Public School	3,161	\$6,775,153	\$9,368,862	72.32%	2020
Bridgeview Public School	2,909	\$4,922,180	\$6,831,301	72.05%	2019
King George VI Public School Chatham	2,640	\$5,610,125	\$7,973,586	70.36%	2016
Kinnwood Central Public School	3,896	\$5,710,744	\$8,171,066	69.89%	2019
Sir John Moore Community School	4,628	\$7,625,676	\$10,993,295	69.37%	2020
Brooke Central Public School	4,104	\$6,093,744	\$8,851,120	68.85%	2019
North Lambton Secondary School	9,359	\$16,972,544	\$24,997,507	67.90%	2019
John N Given Public School	2,602	\$5,240,055	\$8,019,928	65.34%	2016
Mooretown-Courtright Public School	2,091	\$4,348,276	\$6,737,700	64.54%	2020
Alexander Mackenzie Secondary School	9,759	\$12,419,234	\$20,425,123	60.80%	2019
Northern Collegiate Institute & Vocational School	17,916	\$22,824,441	\$37,788,718	60.40%	2016
Lakeroad Public School	2,962	\$5,416,713	\$8,992,866	60.23%	2019
Lambton Central Collegiate & Vocational Institute	16,382	\$19,986,073	\$33,371,092	59.89%	2016
Colonel Cameron Public School	3,005	\$5,085,992	\$8,539,692	59.56%	2020
Queen Elizabeth II Public School - Chatham	3,961	\$6,264,305	\$10,522,964	59.53%	2016
High Park Public School	4,161	\$6,975,757	\$11,905,758	58.59%	2016
King George VI Public School Sarnia	2,864	\$5,071,996	\$8,657,631	58.58%	2019
Errol Village Public School	1,872	\$3,236,343	\$5,642,239	57.36%	2019
A A Wright Public School	2,978	\$3,821,190	\$6,933,157	55.11%	2020
Hanna Memorial Public School	3,320	\$4,786,593	\$8,915,639	53.69%	2019
Victor Lauriston Public School	3,852	\$6,131,373	\$11,506,426	53.29%	2019
H W Burgess Public School	2,245	\$3,541,242	\$6,945,023	50.99%	2020
Wallaceburg District Secondary School	17,606	\$18,541,360	\$37,403,811	49.57%	2019
Lambton Central Centennial School	3,078	\$4,214,869	\$8,565,193	49.21%	2016
Thamesville Area Central Public School	1,737	\$3,065,377	\$6,262,795	48.95%	2016
Queen Elizabeth II School - Sarnia	3,128	\$5,206,175	\$10,708,186	48.62%	2019
Aberarder Central School	1,696	\$2,858,121	\$5,909,503	48.36%	2019
Lansdowne Public School	3,234	\$4,306,506	\$8,954,415	48.09%	2019
Naahii Ridge Public School	3,944	\$4,009,132	\$8,501,087	47.16%	2019
Dawn-Euphemia Public School	1,958	\$3,100,673	\$6,737,700	46.02%	2020
Riverview Central School	2,379	\$3,904,074	\$8,604,291	45.37%	2020
Confederation Central School	2,331	\$3,447,009	\$7,600,937	45.35%	2019
Errol Road Public School	3,715	\$4,842,557	\$10,748,225	45.05%	2020
Gregory Drive Public School	3,153	\$4,216,976	\$9,368,862	45.01%	2020
McNaughton Ave Public School	5,816	\$6,787,133	\$15,691,220	43.25%	2016
Brigden Public School	2,332	\$3,215,276	\$7,529,230	42.70%	2019
Cathcart Boulevard Public School	3,828	\$5,104,767	\$12,039,850	42.40%	2020
Bosanquet Central Public School	2,769	\$3,324,412	\$7,956,557	41.78%	2019



Rosedale Public School	3,581	\$4,447,240	\$10,878,743	40.88%	2019
Merlin Area Public School	2,512	\$3,316,295	\$8,274,294	40.08%	2020
Bright's Grove Elementary School	3,664	\$3,523,982	\$8,889,118	39.64%	2019
Harwich-Raleigh Public School	5,100	\$5,194,057	\$14,495,046	35.83%	2020
Tilbury Area Public School	3,822	\$3,916,316	\$11,190,700	35.00%	2020
Queen Elizabeth Public School - Petrolia	3,554	\$3,424,057	\$9,816,661	34.88%	2020
Tecumseh Public School	5,945	\$4,067,062	\$12,243,630	33.22%	2016
Ecole Hillcrest Public School	2,240	\$2,203,893	\$6,960,833	31.66%	2020
Grand Bend Public School	2,707	\$2,030,996	\$6,461,951	31.43%	2019
Wheatley Area Public School	3,077	\$2,903,699	\$9,512,834	30.52%	2020
Indian Creek Road Public School	5,832	\$3,753,737	\$14,294,526	26.26%	2020
P. E. McGibbon Public School	4,487	\$2,213,611	\$12,163,887	18.20%	2020
Great Lakes Secondary School	14,049	\$4,948,393	\$34,136,362	14.50%	2016
Plympton-Wyoming Public School	2,942	\$838,448	\$7,275,952	11.52%	2020
Summary		465,884,613	799,454,216	56.29%	

## **Capital Planning**

The LKDSB's annual budget contains capital renewal funding, which is comprised of School Renewal Grants and School Condition Grants. Both of these grants are applied to the capital needs of the LKDSB's facilities in the following areas:

- Building Shell - including walls, foundation and roof;
- Building Site Work - including parking lots, sidewalks and playground asphalt;
- Building Systems - including heating, plumbing, electrical; and
- Interior Spaces - including classroom interiors.

Current annual funding is not sufficient to cover the current capital needs of the LKDSB, which is resulting in a sizable funding gap. Additions to LKDSB facilities may be funded from alternative Ministry of Education grants. These grants are application-based requiring the LKDSB to complete a separate application for each capital request. Each request is evaluated by the Ministry of Education, with only approved projects receiving funding. The LKDSB competes against other school boards for this application-based funding and can only submit projects when available funding programs are announced by the Ministry.

Detailed information on the Ministry Funding formula can be found at

[www.edu.gov.on.ca/eng/funding/2021/2020-21-technical-paper.pdf](http://www.edu.gov.on.ca/eng/funding/2021/2020-21-technical-paper.pdf)

**Proposed Pupil Accommodation Review Plan by Phases - Please note that this is not the start of a pupil accommodation review for the area. An Initial Staff Report has not been presented to Trustees for approval. Empty pupil spaces (EPS) is the difference between the school building's OTG (On the Ground) Ministry rated student capacity and the current actual full-time student enrollment. (see Appendix A)**

Phase	Description of Consolidation	Notes
<p><b>Blenheim-Ridgetown Tilbury and South Chatham Area</b></p>	<p><u>Scenario 1:</u> Construct a Kindergarten to Grade 12 School on either the Blenheim District High School site or Harwich Raleigh Public School site. [Projected reduction of 1279 empty pupil spaces- EPS]</p> <p>Close and relocate the students from:</p> <ul style="list-style-type: none"> <li>a) Harwich Raleigh Public School (English Language and French Immersion Programs);</li> <li>b) W.J. Baird Public School;</li> <li>c) Ridgetown District High School Grade 7 and 8 Program;</li> <li>d) Ridgetown District High School and</li> <li>e) Blenheim District High School</li> </ul> <p><u>Scenario 2:</u> Construct a Grade 9 to Grade 12 Consolidated Secondary School at a site to be determined. [Projected reduction of 1330 EPS]</p> <p>Close and relocate the secondary students from:</p> <ul style="list-style-type: none"> <li>a) Blenheim District High School;</li> <li>b) John McGregor Secondary School;</li> <li>c) Ridgetown District High School and</li> <li>d) Tilbury District High School</li> </ul> <p>Relocate Ridgetown District High School Grade 7 and 8 students to Naahii Ridge Public School.</p> <p>Close W.J. Baird Public School and relocate students to Harwich Raleigh Public School in Blenheim. [Projected reduction of 140 EPS]</p>	<p>In spring 2017, the LKDSB invited its school communities to share their thoughts about the two proposed scenarios for the Blenheim, Ridgetown, Tilbury, and South Chatham Area phase of pupil accommodation, as identified in the <u>LKDSB Pupil Accommodation Report 2016/2017</u>.</p> <p>The Thoughtexchange process allowed participants to share their thoughts and prioritize the thoughts of others. The goal was to capture a sense of shared values and priorities in the community.</p> <p>A total of 748 individuals participated in the Thoughtexchange. Participants shared 3,653 thoughts and assigned 58,755 stars to their top priorities from across the LKDSB. Thoughtexchange assembled the results into an online report. Further information is available on the LKDSB website (<a href="http://www.lkdsb.net">www.lkdsb.net</a>).</p> <p>Proposed Pupil Accommodation Review start date to be determined.</p>
<p><b>Sarnia Elementary</b></p>	<p>Construct a new elementary school on the property the LKDSB owns in Sherwood Village subdivision to house local students currently bused to King George VI (Sarnia), Lakeroad, Confederation Central, High Park and Errol Road Public Schools respectively.</p> <p>Close Confederation Central Public School [Projected reduction of 53 EPS] relocate students to:</p> <ul style="list-style-type: none"> <li>a) the newly constructed school in Sherwood Village or</li> <li>b) Brigden Public School or</li> <li>c) Plympton-Wyoming Public School.</li> </ul> <p>Close Queen Elizabeth II (Sarnia) Public School [Projected reduction of 227 EPS] and relocate students to:</p> <ul style="list-style-type: none"> <li>a) High Park Public School or</li> <li>b) Lansdowne Public School.</li> </ul> <p>Close London Road Public School [Projected reduction of 121 EPS] and relocate students to Hanna Memorial Public School.</p>	<p>In spring 2018 the LKDSB conducted an online community engagement/study (Thoughtexchange) of City of Sarnia elementary school stakeholders regarding the proposed plan for the City of Sarnia Elementary School phase of pupil accommodation, as identified in the LKDSB Pupil Accommodation Report 2017/2018.</p> <p>A total of 627 individuals participated in the Thoughtexchange. Participants shared 866 thoughts and assigned 13,115 stars to their top priorities from across the LKDSB. Thoughtexchange assembled the results into an online report. Further information is available on the LKDSB website (<a href="http://www.lkdsb.net">www.lkdsb.net</a>).</p>

Phase	Description of Consolidation	Notes
	<p>Close Lakeroad Public School [Projected reduction of 236 EPS] and relocate students to:</p> <ul style="list-style-type: none"> <li>a) the newly constructed school in Sherwood Village or</li> <li>b) King George VI (Sarnia) Public School or</li> <li>c) Cathcart Boulevard Public School.</li> </ul> <p>Relocate the English Language Program students at Errol Road Public School to:</p> <ul style="list-style-type: none"> <li>a) King George VI (Sarnia) Public School or</li> <li>b) Cathcart Boulevard Public School.</li> </ul> <p>Relocate the French Immersion Programs at High Park Public School and Cathcart Blvd. Public School to a Single Track site at Errol Road Public School. Construct an addition of approximately six classrooms at Errol Road Public School to accommodate students.</p>	<p>Proposed Pupil Accommodation Review start date to be determined.</p>
<b>Corunna-Mooretown Area</b>	<p><u>Original Option:</u></p> <p>Close Mooretown-Courtright Public School and Colonel Cameron Public School. [Projected combined reduction of 281 EPS]</p> <p>Relocate students to:</p> <ul style="list-style-type: none"> <li>a) Sir John Moore Community School or</li> <li>b) Riverview Central Public School.</li> </ul> <p>Addition of 10 classrooms at Sir John Moore Community School site.</p> <p><u>Additional Option:</u></p> <p>Close Mooretown-Courtright Public School and consolidate students at Colonel Cameron Public School. [Projected reduction of 163 EPS]</p>	<p>Proposed Pupil Accommodation Review start date to be determined.</p>
<b>Dresden Area</b>	<p><u>Original Option:</u></p> <p>Reconfiguration of Lambton Kent Composite School (LKCS) into a Kindergarten to Grade 12 School.</p> <p>Close Dawn-Euphemia School [Projected reduction of 142 EPS] and relocate students to:</p> <ul style="list-style-type: none"> <li>a) Lambton Central Centennial School or</li> <li>b) Brooke Central Public School or</li> <li>c) The new Lambton Kent Composite School Kindergarten to Grade 12 School or</li> <li>d) Brigden Public School or</li> <li>e) H.W. Burgess Public School</li> </ul> <p>Close Zone Township Central School [Projected reduction of 117 EPS] and relocate students to Thamesville Area Central School.</p> <p>Close Dresden Area Central School [Projected reduction of 69 EPS] and relocate students to the reconfigured Kindergarten to Grade 12 School at Lambton Kent Composite School.</p> <p><u>Additional Option:</u></p>	<p>Proposed Pupil Accommodation Review start date to be determined.</p>

Phase	Description of Consolidation	Notes
	<p>Close Dresden Area Central School [Projected reduction of 69 EPS] and relocate students to a reconfigured Kindergarten to Grade 8 school at the Lambton Kent Composite School site.</p> <p>Relocate Grade 9-12 Lambton Kent Composite School [Projected reduction of 500 EPS] students to:</p> <ul style="list-style-type: none"> <li>a) Chatham-Kent Secondary School or</li> <li>b) Lambton Central Collegiate Vocational Institute or</li> <li>c) Wallaceburg District Secondary School</li> </ul> <p>Close Dawn-Euphemia School [Projected reduction of 142 EPS] and relocate students to:</p> <ul style="list-style-type: none"> <li>a) Lambton Central Centennial School or</li> <li>b) Brooke Central Public School or</li> <li>c) The reconfigured Kindergarten to Grade 8 school at the Lambton Kent Composite School site or</li> <li>d) Brigden Public School or</li> <li>e) H.W. Burgess Public School</li> </ul> <p>Close Zone Township Central School [Projected reduction of 117 EPS] and relocate students to Thamesville Area Central School.</p>	

**Additional considerations / options moving forward for long term planning:**

Due to the continuing moratorium on school closures and consolidations, some of the prior phases laid out in the original LKDSB PAR document have become dated. As such some will require additional review and revision once the moratorium is lifted. Some of the approaches below should be taken into consideration when reviewing the phases above: These considerations are not and should not be considered Program Accommodation Reviews nor should they be considered approved by Trustees.

1. Complete a City of Sarnia – Elementary School Boundary Review to assess more efficient use of facilities with respect to predicted student FTE counts and future program needs.
2. Repurpose London Road Public School to include adult and continuing education programs, community partners and specialized programming currently located at Great Lakes Secondary School - following the John N Given Learning Centre model.
3. Maintain Queen Elizabeth II (Sarnia) and undertake a new build on the existent site, right sizing the school to match population.
4. Build a new elementary French Immersion Program school on the site of Lakeroad Public School consolidating students from the French Immersion programs at High Park Public School and Cathcart Blvd Public School.
5. Close Alexander MacKenzie Secondary School. Convert and modernize Errol Road Public School to house state of the art technical programs. The proximity to Northern Collegiate Institute & Vocational School will permit students a full range of programming.



Lambton Kent  
District School Board  
*Student Achievement* ✓ *Community Success*

**2021-22**

***School & Site  
Information Summaries***

**APPENDIX A**








## School & Site Information Summaries – Information Provided

School & Site Information Summary includes:

- a. School Name & Address
- b. Family of Schools Relationship(s)
- c. OTG (On the Ground) Ministry Rated Capacity - Determined by the Ministry of Education by loading all instructional spaces within the facility to current Ministry standards for class size requirements and room areas.
- d. Gross Floor Area (GFA) in Square Metres
- e. Site Acreage in Hectares and Acres
- f. Original Building Date/Additions
- g. Grade Range
- h. Program Offered
  - i. Regular – English Program (includes French Core language)
  - ii. French Immersion (Board Program)
  - iii. Alternative Learning & Lifeskills Program
  - iv. Native Second Language Program (offered at named schools)
  - v. eLearning
- i. Out of Area Students – Students who are attending the school for regular program, but whose residential address is not within the school boundary.
- j. 5 Year Enrolment History – 2016 to 2020
- k. Current Enrolment – as of September 20, 2021, from Student Information System
- l. 10 Year Enrolment Projection – 2022 to 2031
- m. Enrolment Utilization Chart
- n. Facility Condition Index (FCI) – 5 & 10 Year
- o. Total Events Costs – 5 & 10 Year

Enrolment Source is Baragar Systems, our Demographics Company. Charted enrolment is reported on a headcount basis.

Legend-School Utilization Chart:

	120% of Capacity
	80% of Capacity
	100% of Capacity
	IC – In Catchment Students
	OC – Out of Catchment Students
	BP – French Immersion
	ALLP-Alternative Learning & Lifeskills Program

## School & Site Information Summaries – Information Provided

### LKDSB Virtual Learning High School (VLHS)

Enrolment – October 31, 2020

Year	9	10	11	12	Total
2020	210	273	277	373	1133

### LKDSB Virtual Learning Elementary School (VLES)

Enrolment – October 31, 2020

Year	JK	SK	1	2	3	4	5	6	7	8	Total
2020	167	194	206	171	197	195	206	252	201	228	2017

### LKDSB Virtual Learning High School Students (Lambton Kent Composite School)

Enrolment Sept. 30<sup>th</sup>, 2021

Year	9	10	11	12	Total
2021	56	83	95	132	366

### LKDSB Virtual Elementary School Students (McNaughton Ave PS)

Enrolment – September 20<sup>th</sup>, 2021

Year	JK	K	1	2	3	4	5	6	7	8	ALL P	Total
2021	8	23	24	39	39	47	50	55	64	68	0	417

**Note:** For the 2020-21 school year only, students participating in the Virtual Learning schools were removed from their home school register and assigned to VLHS or VLES. For the 2021-22 school year, elementary students participating in Virtual programming are on the MCNAPS attendance register (page 65-66) and secondary on the LKCS attendance register (page 121-122).

## Lambton Kent D.S.B. Schools – Page References

<b>Elementary Schools</b>	<b>Pages</b>
<b>A.A. Wright Public School</b>	<b>5-6</b>
<b>Aberarder Central School</b>	<b>7-8</b>
<b>Bosanquet Central School</b>	<b>9-10</b>
<b>Bridgeview Public School</b>	<b>11-12</b>
<b>Brigden Public School</b>	<b>13-14</b>
<b>Bright's Grove Public School</b>	<b>15-16</b>
<b>Brooke Central Public School</b>	<b>17-18</b>
<b>Cathcart Boulevard Public School</b>	<b>19-20</b>
<b>Colonel Cameron Public School</b>	<b>21-22</b>
<b>Confederation Central School</b>	<b>23-24</b>
<b>Dawn-Euphemia School</b>	<b>25-26</b>
<b>Dresden Area Central School</b>	<b>27-28</b>
<b>East Lambton Elementary School</b>	<b>29-30</b>
<b>École Hillcrest Public School</b>	<b>31-32</b>
<b>Errol Road Public School</b>	<b>33-34</b>
<b>Errol Village Public School</b>	<b>35-36</b>
<b>Grand Bend Public School</b>	<b>37-38</b>
<b>Gregory Drive Public School</b>	<b>39-40</b>
<b>Hanna Memorial Public School</b>	<b>41-42</b>
<b>Harwich-Raleigh Public School</b>	<b>43-44</b>
<b>High Park Public School</b>	<b>45-46</b>
<b>H.W. Burgess Public School</b>	<b>47-48</b>
<b>Indian Creek Road Public School</b>	<b>49-50</b>
<b>King George VI Public School - Chatham</b>	<b>51-52</b>
<b>King George VI Public School - Sarnia</b>	<b>53-54</b>
<b>Kinnwood Central Public School</b>	<b>55-56</b>
<b>Lakeroad Public School</b>	<b>57-58</b>
<b>Lambton Central Centennial Public School</b>	<b>59-60</b>
<b>Lansdowne Public School</b>	<b>61-62</b>
<b>London Road Public School</b>	<b>63-64</b>
<b>McNaughton Avenue Public School</b>	<b>65-66</b>
<b>Merlin Area Public School</b>	<b>67-68</b>
<b>Mooretown-Courtright Public School</b>	<b>69-70</b>
<b>Naahii Ridge Public School</b>	<b>71-72</b>
<b>P.E. McGibbon Public School</b>	<b>73-74</b>



## Lambton Kent D.S.B. Schools – Page References Continued

<b>Elementary Schools</b>	<b>Pages</b>
<b>Plympton-Wyoming Public School</b>	<b>75-76</b>
<b>Queen Elizabeth II Public School - Chatham</b>	<b>77-78</b>
<b>Queen Elizabeth II Public School - Petrolia</b>	<b>79-80</b>
<b>Queen Elizabeth II Public School - Sarnia</b>	<b>81-82</b>
<b>Ridgetown District High School-Gr 7&amp;8</b>	<b>83-84</b>
<b>Riverview Central School</b>	<b>85-86</b>
<b>Rosedale Public School</b>	<b>87-88</b>
<b>Sir John Moore Community School</b>	<b>89-90</b>
<b>Tecumseh Public School</b>	<b>91-92</b>
<b>Thamesville Area Central School</b>	<b>93-94</b>
<b>Tilbury Area Public School</b>	<b>95-96</b>
<b>Victor Lauriston Public School</b>	<b>97-98</b>
<b>Wallaceburg District Secondary School-Gr 7&amp;8</b>	<b>99-100</b>
<b>Wheatley Area Public School</b>	<b>101-102</b>
<b>Winston Churchill Public School</b>	<b>103-104</b>
<b>W.J. Baird Public School</b>	<b>105-106</b>
<b>Zone Township Central School</b>	<b>107-108</b>

<b>Secondary Schools</b>	<b>Pages</b>
<b>Alexander Mackenzie Secondary School</b>	<b>109-110</b>
<b>Blenheim District High School</b>	<b>111-112</b>
<b>Chatham Kent Secondary School</b>	<b>113-114</b>
<b>Great Lakes Secondary School</b>	<b>115-116</b>
<b>John McGregor Secondary School</b>	<b>117-118</b>
<b>Lambton Central Collegiate &amp; Vocational Institute</b>	<b>119-120</b>
<b>Lambton Kent Composite School</b>	<b>121-122</b>
<b>Northern Collegiate Institute &amp; Vocational School</b>	<b>123-124</b>
<b>North Lambton Secondary School</b>	<b>125-126</b>
<b>Ridgetown District Secondary School</b>	<b>127-128</b>
<b>Tilbury District High School</b>	<b>129-130</b>
<b>Wallaceburg District Secondary School</b>	<b>131-132</b>

# Lambton Kent District School Board

## School & Site Information Summary

**School:** A.A. Wright Public School

**Address:** 55 Elm Street, Wallaceburg, ON N8A 3M7

*Family of Schools: Wallaceburg District Secondary School*



OTG (On the Ground) Ministry Rated Capacity:	268
Gross Floor Area (GFA):	2,978 m <sup>2</sup>
Site Acreage:	4.03 Hectares/9.958 Acres
Original Building Date/Additions:	1953/1957,1966,1974,2000,2012
Grades:	JK-Grade 6
Programs:	Regular; Indigenous Language;
Out of Area Students:	8

# AA Wright Public School

## 5 Year Enrolment History

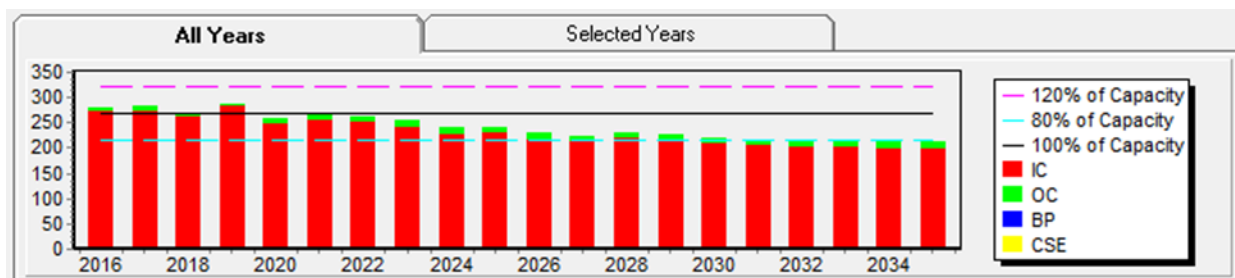
Grade	2016	2017	2018	2019	2020
JK	43	26	35	33	15
K	42	44	24	40	27
1	38	39	41	32	28
2	31	36	38	43	22
3	35	35	38	41	32
4	29	32	31	37	26
5	34	30	33	31	26
6	26	40	30	31	18
ALLP	0	0	0	0	0
Total	278	282	270	288	194

## Enrolment September 20, 2021

Year	JK	K	1	2	3	4	5	6	Total
2021	21	26	35	35	28	37	37	37	256

## 10 Year Enrolment Projections

Grade	2022	2023	2024	2025	2026	2027	2028	2029	2030	2031
JK	32	28	28	26	26	26	26	26	26	26
K	31	36	32	31	29	29	29	29	29	29
1	34	31	36	32	31	29	29	28	28	28
2	39	34	31	36	32	31	29	28	28	28
3	42	40	35	32	37	32	32	29	29	29
4	34	42	40	35	32	37	32	31	29	29
5	45	33	41	39	34	31	35	31	30	28
6	41	45	33	41	39	34	31	35	31	30
Total	298	289	276	272	260	249	243	237	230	227



A. A. Wright Public School (Local User - Lambton Kent District School Board)

FCI 5 YEAR & EVENTS COSTS		FCI 10 YEAR & EVENTS COSTS	
33.50%	\$2,322,597	55.11%	\$3,821,190

# Lambton Kent District School Board

## School & Site Information Summary

**School:** Aberarder Central School

**Address:** 4804 Aberarder Line, Camlachie, ON N0N 1E0

*Family of Schools: North Lambton Secondary School*



OTG (On the Ground) Ministry Rated Capacity:	199
Gross Floor Area (GFA):	1,696 m <sup>2</sup>
Site Acreage:	3.48 Hectares/8.599 Acres
Original Building Date:	1963/1967
Grades:	JK-Grade 8
Programs:	Regular
Out of Area Students:	2

NB. Aberarder School is one of four schools to be part of the new K-12 school being built in the Forest Area.

# Aberarder Central School

## 5 Year Enrolment History

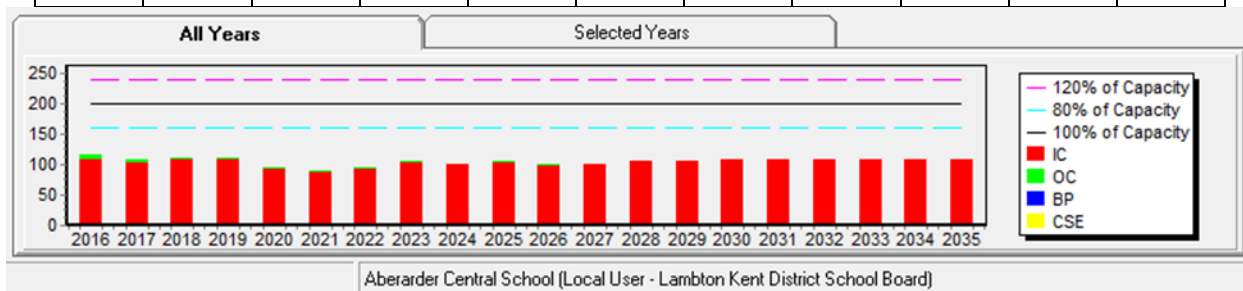
Grade	2016	2017	2018	2019	2020
JK	11	7	8	10	5
K	9	11	11	8	9
1	14	8	12	10	6
2	4	15	9	14	8
3	8	5	18	9	12
4	15	7	5	16	9
5	12	14	9	6	14
6	10	12	17	7	4
7	18	9	11	18	5
8	14	19	10	12	17
Total	115	107	110	110	89

## Current Enrolment – September 20, 2021

Year	JK	K	1	2	3	4	5	6	7	8	Total
2021	17	8	12	8	10	13	12	14	5	6	105

## 10 Year Enrolment Projections

Grade	2022	2023	2024	2025	2026	2027	2028	2029	2030	2031
JK	12	11	11	11	11	11	11	11	11	11
K	14	15	14	14	14	14	14	14	14	14
1	16	14	15	15	15	15	15	15	15	15
2	13	16	15	16	15	15	15	15	15	15
3	11	16	20	18	19	18	18	18	18	18
4	12	9	14	17	16	17	16	16	16	16
5	17	13	10	16	18	17	18	17	17	17
6	9	17	14	11	16	18	17	18	17	17
7	18	9	17	14	11	16	19	17	18	18
8	8	20	11	20	16	13	19	22	20	22
Total	130	140	141	152	151	154	162	163	161	163



FCI 5 YEAR & EVENTS COSTS		FCI 10 YEAR & EVENTS COSTS	
33.04%	\$1,952,276	48.36%	\$2,858,121

# Lambton Kent District School Board

## School & Site Information Summary

**School:** Bosanquet Central School

**Address:** 8766 Northville Road, Thedford, ON N0M 2N0

*Family of Schools: North Lambton Secondary School*



OTG (On the Ground) Ministry Rated Capacity:	328
Gross Floor Area (GFA):	2,769 m <sup>2</sup>
Site Acreage:	4.93 Hectares/12.182 Acres
Original Building Date/Additions:	1963/1966,1969,1995
Grades:	JK-Grade 8
Programs:	Regular
Out of Area Students:	8

NB. Bosanquet School is one of four schools to be part of the new K-12 school being built in the Forest Area.

# Bosanquet Central School

## 5 Year Enrolment History

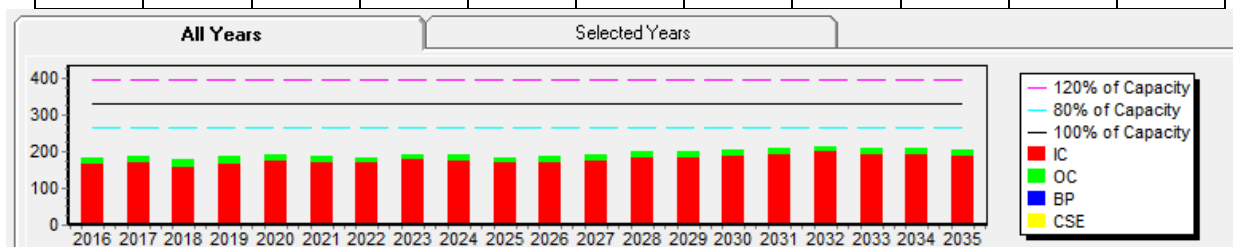
Grade	2016	2017	2018	2019	2020
JK	20	13	13	15	16
K	24	21	14	14	17
1	21	24	18	13	13
2	17	21	26	19	14
3	17	16	23	27	17
4	21	16	16	21	28
5	21	23	14	18	19
6	14	22	21	15	17
7	18	14	21	21	15
8	10	18	13	22	18
Total	183	188	179	185	174

## Current Enrolment – September 20, 2021

Year	JK	K	1	2	3	4	5	6	7	8	Total
2021	16	18	20	14	15	19	27	22	17	17	185

## 10 Year Enrolment Projections

Grade	2022	2023	2024	2025	2026	2027	2028	2029	2030	2031
JK	20	17	17	17	17	17	17	17	17	17
K	15	22	18	18	18	18	18	18	18	18
1	15	15	22	18	18	18	18	18	18	18
2	17	16	16	23	19	19	19	19	19	19
3	15	18	17	16	24	20	20	20	20	20
4	14	15	17	16	16	23	19	19	19	19
5	19	14	15	17	16	16	23	19	19	19
6	27	20	15	15	18	17	16	24	20	20
7	22	27	20	15	15	18	17	16	24	20
8	19	22	27	20	15	15	18	17	16	24
Total	183	186	184	175	176	181	185	187	190	194



Bosanquet Central Public School (Local User - Lambton Kent District School Board)

FCI 5 YEAR & EVENTS COSTS		FCI 10 YEAR & EVENTS COSTS	
33.76%	\$2,686,297	41.78%	\$3,324,412

# Lambton Kent District School Board

## School & Site Information Summary

**School:** Bridgeview Public School

**Address:** 205 Albert Street, Point Edward, ON N7V 1R4

*Family of Schools: Northern Collegiate Institute & Vocational School*



OTG (On the Ground) Ministry Rated Capacity:	254
Gross Floor Area (GFA):	2,909 m <sup>2</sup>
Site Acreage:	1.92 Hectares/4.744 Acres
Original Building Date/Additions:	1949/1954,1957,1959,1965,1971
Grades:	JK-Grade 8
Programs:	Regular; Alternative Learning & Lifeskills
Out of Area Students:	12



# Bridgeview Public School

## 5 Year Enrolment History

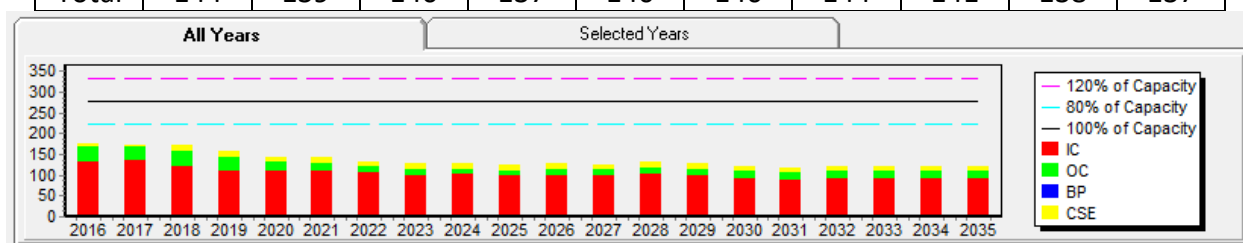
Grade	2016	2017	2018	2019	2020
JK	12	11	9	15	14
K	15	11	13	8	13
1	14	16	12	12	8
2	17	13	16	9	11
3	20	18	12	16	5
4	15	21	18	12	14
5	23	16	18	18	10
6	22	23	16	16	15
7	15	22	23	16	15
8	16	16	20	21	15
ALLP	5	4	15	13	12
Total	174	171	172	156	132

## Current Enrolment – September 20, 2021

Year	JK	K	1	2	3	4	5	6	7	8	ALLP	Total
2021	12	15	20	9	14	7	15	8	15	13	12	140

## 10 Year Enrolment Projections

Grade	2022	2023	2024	2025	2026	2027	2028	2029	2030	2031
JK	7	12	12	12	12	12	12	12	12	12
K	13	7	12	12	12	12	12	12	12	12
1	15	13	7	12	12	12	12	12	12	12
2	15	15	13	7	12	12	12	12	12	12
3	9	16	16	14	8	13	13	13	13	13
4	13	9	16	16	14	8	13	13	13	13
5	10	13	9	16	16	14	8	13	13	13
6	17	11	14	10	17	17	15	9	14	14
7	13	17	11	14	10	17	17	15	9	14
8	19	13	17	11	14	10	17	17	15	9
ALLP	13	13	13	13	13	13	13	13	13	13
Total	144	139	140	137	140	140	144	141	138	137



Bridgeview Public School (Local User - Lambton Kent District School Board)

FCI 5 YEAR & EVENTS COSTS		FCI 10 YEAR & EVENTS COSTS	
43.90%	\$2,998,938	72.05%	\$4,922,180

# Lambton Kent District School Board

## School & Site Information Summary

**School:** Brigden Public School

**Address:** 1-1540 Duncan Street, Brigden, ON N0N 1B0

*Family of Schools: Lambton Central Collegiate & Vocational Institute*



OTG (On the Ground) Ministry Rated Capacity:	305
Gross Floor Area (GFA):	2332 m <sup>2</sup>
Site Acreage:	3.34 Hectares/8.253 Acres
Original Building Date/Additions:	1962/1965,1967,1979
Grades:	JK-Grade 8
Programs:	Regular
Out of Area Students:	3

# Brigden Public School

## 5 Year Enrolment History

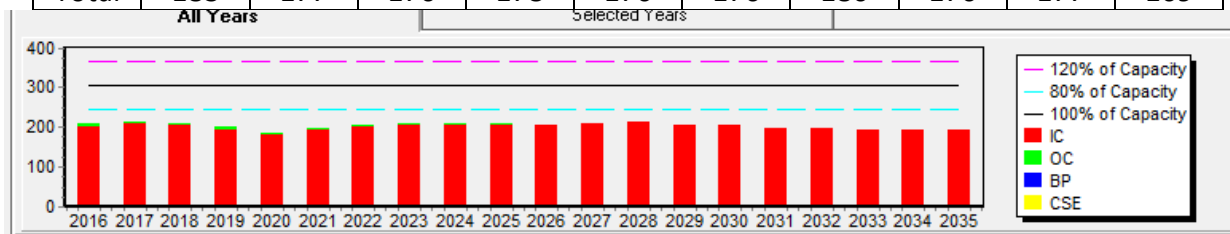
Grade	2016	2017	2018	2019	2020
JK	18	14	14	20	17
K	15	19	15	13	20
1	19	14	19	15	13
2	19	17	15	22	14
3	21	21	20	15	21
4	22	21	22	18	14
5	30	24	20	21	15
6	28	30	25	20	19
7	23	29	30	25	19
8	16	26	29	31	22
Total	211	215	209	200	174

## Current Enrolment – September 20, 2021

Year	JK	K	1	2	3	4	5	6	7	8	Total
2021	19	21	22	13	14	19	17	17	21	21	184

## 10 Year Enrolment Projections

Grade	2022	2023	2024	2025	2026	2027	2028	2029	2030	2031
JK	13	15	15	16	17	16	17	16	17	16
K	25	13	15	16	17	18	17	18	17	18
1	17	24	13	15	16	16	17	16	17	16
2	22	19	26	14	16	17	18	19	18	19
3	14	22	19	26	14	16	17	18	19	18
4	16	14	22	19	26	14	16	17	18	19
5	21	15	13	21	18	25	13	15	16	17
6	15	22	16	13	22	18	25	13	16	17
7	18	15	22	16	14	22	18	26	13	16
8	22	18	15	22	16	14	22	18	26	13
Total	183	177	176	178	176	176	180	176	177	169



Brigden Public School (Local User - Lambton Kent District School Board)

FCI 5 YEAR & EVENTS COSTS	FCI 10 YEAR & EVENTS COSTS
32.30%	42.70%
\$2,431,617	\$3,215,276

# Lambton Kent District School Board

## School & Site Information Summary

**School:** Bright’s Grove Public School  
**Address:** 2612 Hamilton Road, Bright’s Grove, ON N0N 1C0

*Family of Schools: Northern Collegiate Institute & Vocational School*



OTG (On the Ground) Ministry Rated Capacity:	378
Gross Floor Area (GFA):	3,664 m <sup>2</sup>
Site Acreage:	1.38 Hectares/3.409 Acres
Original Building Date/Additions:	1997/2014
Grades:	JK-Grade 8
Programs:	Regular
Out of Area Students:	3

# Bright's Grove Public School

## 5 Year Enrolment History

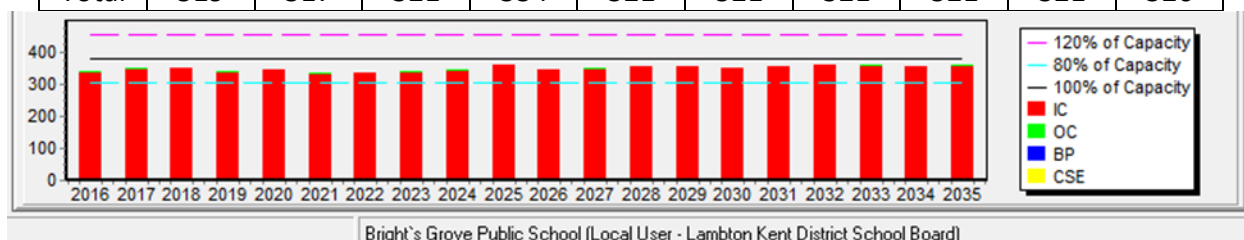
Grade	2016	2017	2018	2019	2020
JK	37	29	27	28	33
K	26	42	28	28	30
1	24	24	43	28	22
2	33	29	24	47	30
3	34	37	31	21	37
4	48	37	41	31	21
5	28	47	36	36	31
6	36	31	50	35	31
7	36	35	33	51	32
8	36	36	38	32	41
Total	338	347	351	337	308

## Current Enrolment – September 20, 2021

Year	JK	K	1	2	3	4	5	6	7	8	Total
2021	26	39	30	26	31	43	23	36	33	35	322

## 10 Year Enrolment Projections

Grade	2022	2023	2024	2025	2026	2027	2028	2029	2030	2031
JK	26	29	29	29	29	29	28	28	28	28
K	24	25	28	28	29	29	29	28	28	28
1	31	24	26	29	29	29	29	29	28	28
2	31	35	27	29	32	32	32	32	33	32
3	31	31	35	27	29	32	32	32	32	32
4	35	35	34	39	31	33	36	36	37	37
5	49	34	33	33	38	29	31	34	35	35
6	24	49	34	34	34	38	30	32	36	36
7	31	24	51	35	35	35	39	31	33	37
8	37	31	24	51	35	35	35	39	31	33
Total	319	317	321	334	321	321	321	321	321	326



FCI 5 YEAR & EVENTS COSTS	FCI 10 YEAR & EVENTS COSTS
27.49%	39.64%
\$2,443,464	\$3,523,982

## Lambton Kent District School Board

### School & Site Information Summary

**School:** Brooke Central Public School

**Address:** 7989 Brooke Line, R.R. #7, Alvinston, ON N0N 1A0

*Family of Schools: Lambton Central Collegiate & Vocational Institute*



OTG (On the Ground) Ministry Rated Capacity:	375
Gross Floor Area (GFA):	4,104 m <sup>2</sup>
Site Acreage:	7.07 Hectares/17.469 Acres
Original Building Date/Additions:	1961/1967,2008,2014
Grades:	JK-Grade 8
Programs:	Regular; French Immersion
Out of Area Students:	10

# Brooke Central Public School

## 5 Year Enrolment History

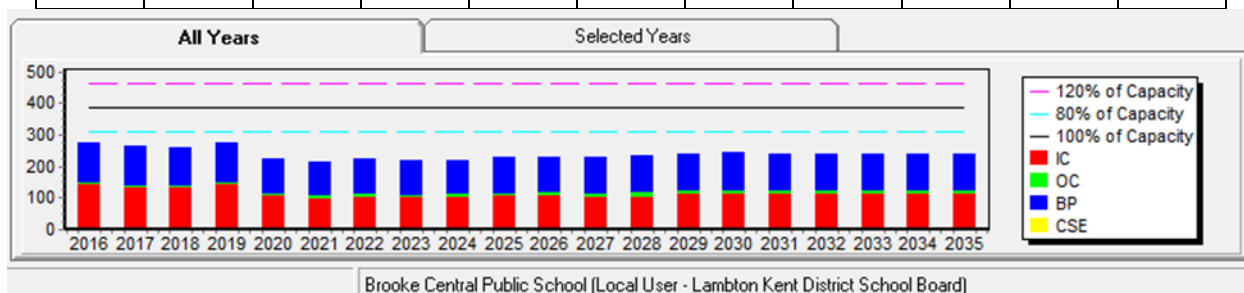
Grade	2016	2017	2018	2019	2020
JK	30	22	27	22	20
K	22	30	24	34	15
1	30	23	29	27	23
2	27	31	20	32	19
3	22	28	29	20	24
4	30	20	29	26	14
5	28	30	19	29	21
6	22	29	33	20	21
7	29	23	28	33	16
8	34	28	23	30	29
Total	274	264	261	273	202

## Current Enrolment – September 20, 2021

Year	JK	K	1	2	3	4	5	6	7	8	Total
2021	26	19	21	30	22	27	21	24	29	22	241

## 10 Year Enrolment Projections

Grade	2022	2023	2024	2025	2026	2027	2028	2029	2030	2031
JK	26	26	25	26	25	26	25	26	25	26
K	29	31	30	29	30	29	30	29	30	29
1	16	29	30	29	28	29	28	29	28	29
2	25	16	29	30	30	29	30	29	30	29
3	32	24	15	27	28	28	27	28	27	28
4	26	31	23	15	26	28	27	26	27	26
5	30	27	32	24	15	27	29	28	27	28
6	21	32	29	33	26	17	30	30	30	29
7	29	21	31	28	33	26	17	29	30	30
8	30	29	21	31	28	33	26	17	29	30
Total	264	266	265	272	269	272	269	271	283	284



Brooke Central Public School (Local User - Lambton Kent District School Board)

FCI 5 YEAR & EVENTS COSTS		FCI 10 YEAR & EVENTS COSTS	
50.41%	\$4,462,245	68.85%	\$6,093,744

# Lambton Kent District School Board

## School & Site Information Summary

**School:** Cathcart Boulevard Public School

**Address:** 1219 Cathcart Blvd., Sarnia, ON N7S 2H7

*Family of Schools: Northern Collegiate Institute & Vocational School*



OTG (On the Ground) Ministry Rated Capacity:	518
Gross Floor Area (GFA):	3,828 m <sup>2</sup>
Site Acreage:	2.68 Hectares/6.622 Acres
Original Building Date/Additions:	1956/1960,1964,1966,1968,1988,2007,2014
Grades:	JK-Grade 8
Programs:	Regular; French Immersion
Out of Area Students:	11



# Cathcart Boulevard Public School

## 5 Year Enrolment History

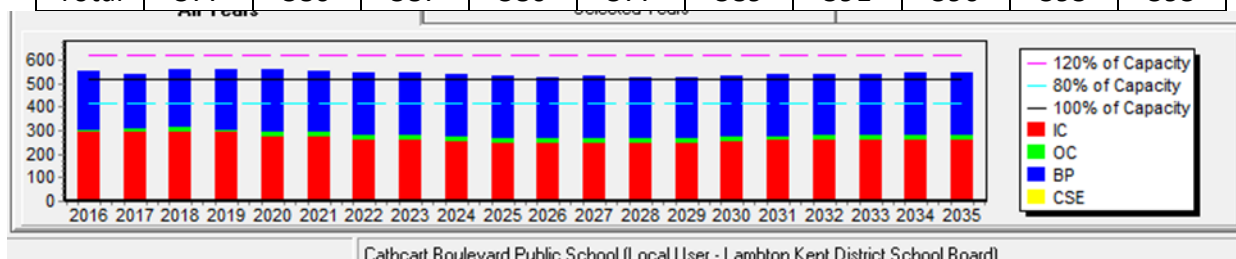
Grade	2016	2017	2018	2019	2020
JK	54	41	60	53	36
K	55	55	44	58	47
1	61	57	57	47	55
2	59	58	55	56	44
3	58	57	61	56	55
4	51	59	53	60	54
5	41	53	57	57	59
6	52	43	55	57	54
7	61	58	60	60	61
8	60	60	62	58	59
Total	552	541	564	562	524

## Current Enrolment – September 20, 2021

Year	JK	K	1	2	3	4	5	6	7	8	Total
2021	50	46	51	59	45	55	55	60	69	67	557

## 10 Year Enrolment Projections

Grade	2022	2023	2024	2025	2026	2027	2028	2029	2030	2031
JK	52	52	54	52	54	54	54	54	54	54
K	56	55	55	56	55	56	57	57	57	57
1	55	60	59	59	60	59	60	60	60	60
2	57	54	58	56	56	58	57	58	58	58
3	60	58	56	59	58	58	60	58	60	60
4	47	59	57	55	58	57	57	58	57	58
5	58	48	60	58	55	59	58	58	59	58
6	57	59	49	60	58	55	59	58	58	59
7	66	69	69	55	67	65	63	66	65	65
8	69	66	70	70	56	68	66	63	67	66
Total	577	580	587	580	577	589	591	590	595	595



FCI 5 YEAR & EVENTS COSTS		FCI 10 YEAR & EVENTS COSTS	
30.04%	\$3,616,633	42.40%	\$5,104,767

# Lambton Kent District School Board

## School & Site Information Summary

**School:** Colonel Cameron Public School

**Address:** 338 Cameron Street, Corunna, ON N0N 1G0

*Family of Schools: Great Lakes Secondary School*



OTG (On the Ground) Ministry Rated Capacity:	340
Gross Floor Area (GFA):	3,005 m <sup>2</sup>
Site Acreage:	3.76 Hectares/9.290 Acres
Original Building Date/Additions:	1975/1980,1991
Grades:	JK-Grade 8
Programs:	Regular
Out of Area Students:	6

# Colonel Cameron Public School

## 5 Year Enrolment

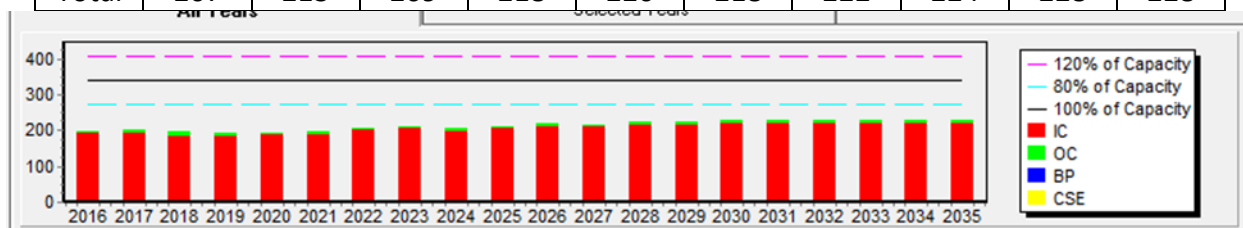
Grade	2016	2017	2018	2019	2020
JK	19	24	16	20	11
K	14	20	26	19	20
1	28	15	20	25	13
2	15	29	13	20	23
3	15	13	29	12	18
4	19	15	16	29	11
5	22	20	13	15	27
6	29	19	22	14	14
7	22	28	17	24	15
8	15	19	27	17	24
Total	198	202	199	195	176

## Current Enrolment – September 20, 2021

Year	JK	K	1	2	3	4	5	6	7	8	Total
2021	24	16	27	20	32	21	14	33	18	17	222

## 10 Year Enrolment Projections

Grade	2022	2023	2024	2025	2026	2027	2028	2029	2030	2031
JK	23	22	22	22	22	22	21	21	21	21
K	25	25	25	25	24	24	24	24	24	24
1	19	24	24	24	24	23	23	23	23	23
2	21	19	23	23	23	23	22	22	22	22
3	17	20	18	22	23	22	22	22	22	22
4	24	17	21	19	23	23	23	23	23	23
5	19	23	17	20	18	22	22	22	22	22
6	13	21	25	18	21	20	24	24	24	24
7	30	13	21	25	18	21	20	24	24	24
8	16	29	13	20	24	18	21	19	23	23
Total	207	213	209	218	220	218	222	224	228	228



Colonel Cameron Public School (Local User - Lambton Kent District School Board)

FCI 5 YEAR & EVENTS COSTS	FCI 10 YEAR & EVENTS COSTS
42.00%	\$3,586,284
	59.56%
	\$5,085,992

# Lambton Kent District School Board

## School & Site Information Summary

**School:** Confederation Central School

**Address:** 2500 Confederation Line, Sarnia, ON N7T 7H3

*Family of Schools: Great Lakes Secondary School;  
Northern Collegiate Institute & Vocational School*



OTG (On the Ground) Ministry Rated Capacity:	305
Gross Floor Area (GFA):	2,331 m <sup>2</sup>
Site Acreage:	3.88 Hectares/9.587 Acres
Original Building Date/Additions:	1962/1965,1969
Grades:	JK-Grade 8
Programs:	Regular
Out of Area Students:	7

# Confederation Central School

## 5 Year Enrolment History

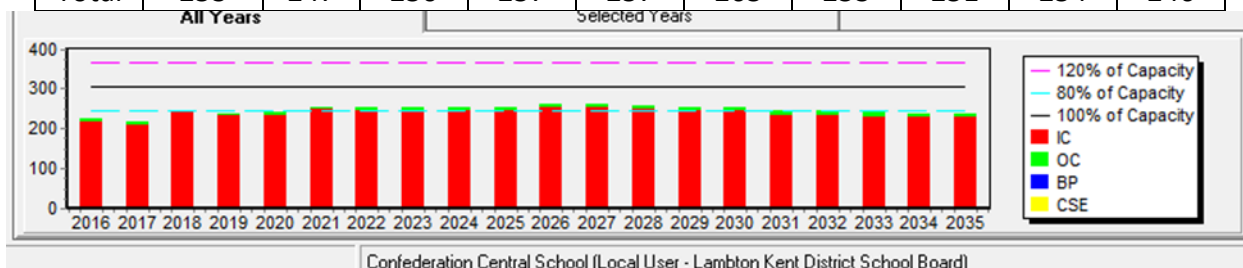
Grade	2016	2017	2018	2019	2020
JK	21	18	30	23	19
K	16	20	18	31	21
1	18	15	22	18	25
2	26	21	19	22	20
3	25	26	23	19	19
4	27	23	32	24	20
5	19	26	25	28	27
6	30	20	23	28	23
7	14	31	26	22	26
8	29	16	28	24	23
Total	225	216	246	239	223

## Current Enrolment – September 20, 2021

Year	JK	K	1	2	3	4	5	6	7	8	Total
2021	28	22	26	26	23	22	24	24	29	28	252

## 10 Year Enrolment Projections

Grade	2022	2023	2024	2025	2026	2027	2028	2029	2030	2031
JK	17	20	20	20	20	20	20	20	20	20
K	29	18	22	22	22	22	22	23	23	23
1	20	29	19	22	22	23	23	23	23	23
2	28	21	31	20	24	24	24	24	24	24
3	36	30	23	34	21	26	26	26	26	26
4	22	37	30	24	34	22	26	26	27	27
5	24	21	36	29	23	33	21	25	25	26
6	19	24	21	36	29	24	34	22	26	26
7	27	22	28	24	39	33	26	37	24	28
8	31	25	20	26	23	38	31	25	36	23
Total	253	247	250	257	257	265	253	251	254	246



FCI 5 YEAR & EVENTS COSTS		FCI 10 YEAR & EVENTS COSTS	
38.60%	\$2,933,847	45.35%	\$3,447,009

# Lambton Kent District School Board

## School & Site Information Summary

**School:** Dawn-Euphemia School

**Address:** 4587 Bentpath Line, Dresden, ON N0P 1M0

*Family of Schools: Lambton Central Collegiate & Vocational Institute;  
Lambton Kent Composite School*



OTG (On the Ground) Ministry Rated Capacity:	256
Gross Floor Area (GFA):	1,958 m <sup>2</sup>
Site Acreage:	4.46 Hectares/11.020 Acres
Original Building Date/Additions:	1964/None
Grades:	JK-Grade 8
Programs:	Regular
Out of Area Students:	0

# Dawn-Euphemia School

## 5 Year Enrolment History

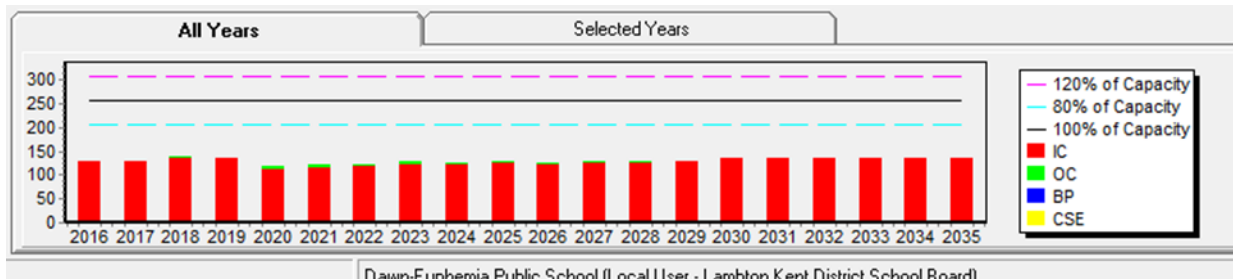
Grade	2016	2017	2018	2019	2020
JK	15	10	13	13	6
K	7	14	11	13	10
1	16	7	18	12	13
2	11	15	6	19	9
3	9	11	17	8	14
4	17	12	13	16	9
5	16	16	14	13	13
6	14	16	16	13	10
7	12	15	14	15	8
8	12	13	17	14	12
Total	129	129	139	136	104

## Current Enrolment – September 20, 2021

Year	JK	K	1	2	3	4	5	6	7	8	Total
2021	11	9	14	11	12	14	10	13	9	11	114

## 10 Year Enrolment Projections

Grade	2022	2023	2024	2025	2026	2027	2028	2029	2030	2031
JK	9	11	11	11	12	12	12	12	12	12
K	13	11	12	12	13	13	13	13	13	13
1	15	15	12	14	14	14	15	15	15	15
2	17	15	15	12	14	14	14	15	15	15
3	16	18	17	17	13	15	15	16	17	17
4	13	16	18	17	17	13	15	15	16	17
5	20	14	16	19	17	17	14	16	16	17
6	9	21	15	17	19	17	18	15	17	17
7	17	9	21	14	17	19	17	18	14	16
8	13	16	9	21	14	16	18	17	17	14
Total	142	146	146	154	150	150	151	152	152	153



Dawn-Euphemia Public School (Local User - Lambton Kent District School Board)

FCI 5 YEAR & EVENTS COSTS		FCI 10 YEAR & EVENTS COSTS	
42.16%	\$2,840,672	46.02%	\$3,100,673

# Lambton Kent District School Board

## School & Site Information Summary

**School:** Dresden Area Central School

**Address:** 941 North Street, Dresden, ON NOP 1M0

*Family of Schools: Lambton Kent Composite School*



OTG (On the Ground) Ministry Rated Capacity:	446
Gross Floor Area (GFA):	4,377 m <sup>2</sup>
Site Acreage:	4.01 Hectares/9.908 Acres
Original Building Date/Additions:	1952/1956,1967,2012
Grades:	JK-Grade 8
Programs:	Regular
Out of Area Students:	19



# Dresden Area Central School

## 5 Year Enrolment History

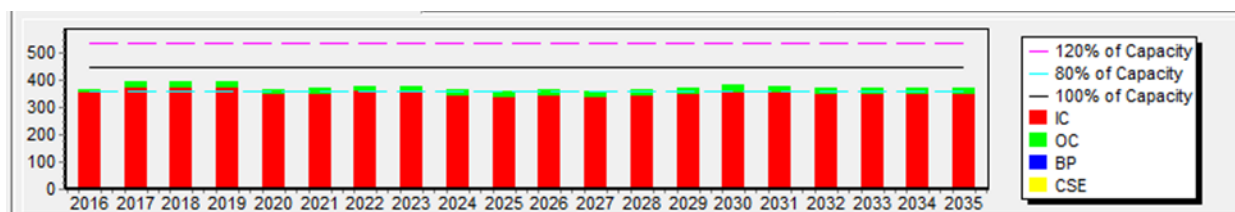
Grade	2016	2017	2018	2019	2020
JK	34	41	38	32	24
K	42	37	42	36	28
1	35	41	37	43	24
2	37	39	45	39	39
3	40	40	42	44	32
4	36	40	38	41	35
5	42	38	40	39	34
6	32	45	38	38	33
7	40	32	42	38	36
8	26	41	31	42	32
Total	364	394	393	392	317

## Current Enrolment – September 20, 2021

Year	JK	K	1	2	3	4	5	6	7	8	Total
2021	41	29	35	36	40	39	40	39	38	40	377

## 10 Year Enrolment Projections

Grade	2022	2023	2024	2025	2026	2027	2028	2029	2030	2031
JK	33	33	33	34	34	34	34	34	34	34
K	34	34	34	34	35	35	35	35	35	35
1	29	35	36	36	36	37	37	37	37	37
2	35	29	36	36	36	36	37	37	37	37
3	40	37	31	38	38	38	38	39	39	39
4	43	38	34	30	35	36	35	36	37	37
5	41	45	39	37	31	38	38	38	38	39
6	42	38	43	38	35	30	36	36	36	36
7	43	43	40	45	39	37	31	38	38	38
8	38	42	42	40	44	39	36	31	37	38
Total	378	374	368	368	363	360	357	361	368	370



Dresden Area Central School (Local User - Lambton Kent District School Board)

FCI 5 YEAR & EVENTS COSTS		FCI 10 YEAR & EVENTS COSTS	
57.27%	\$6,649,528	95.11%	\$11,043,362

## Lambton Kent District School Board

## School & Site Information Summary

**School:** East Lambton Elementary School

**Address:** 139 Centennial Avenue, Watford, ON N0M 2S0

*Family of Schools: North Lambton Secondary School*



OTG (On the Ground) Ministry Rated Capacity:	351
Gross Floor Area (GFA):	4,163 m <sup>2</sup>
Site Acreage:	1.2 Hectares/2.965 Acres
Original Building Date/Additions:	1928/1955,1961,1973
Grades:	JK-Grade 8
Programs:	Regular
Out of Area Students:	4

# East Lambton Elementary School

## 5 Year Enrolment History

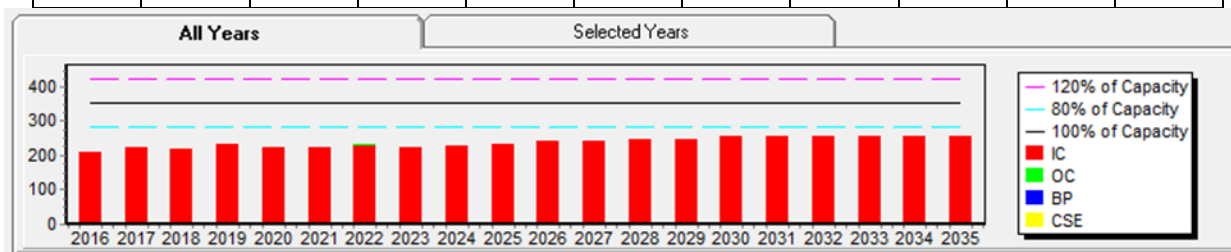
Grade	2016	2017	2018	2019	2020
JK	22	28	22	24	13
K	23	23	25	21	24
1	21	20	21	25	21
2	30	20	19	20	22
3	21	33	21	20	16
4	23	18	32	23	18
5	16	23	21	34	20
6	22	16	21	21	24
7	17	22	16	26	16
8	15	19	22	17	23
Total	210	222	220	231	197

## Current Enrolment – September 20, 2021

Year	JK	K	1	2	3	4	5	6	7	8	Total
2021	21	16	27	21	29	19	19	24	24	18	218

## 10 Year Enrolment Projections

Grade	2022	2023	2024	2025	2026	2027	2028	2029	2030	2031
JK	35	26	26	26	26	26	26	26	26	26
K	25	34	26	25	26	26	25	25	25	25
1	21	24	32	25	24	25	25	24	24	24
2	22	21	24	31	24	24	24	24	24	24
3	21	23	22	25	32	25	25	25	25	25
4	26	22	24	22	25	33	26	25	26	26
5	23	28	23	25	24	27	35	28	27	28
6	23	23	28	23	25	24	27	35	28	27
7	25	24	24	29	24	26	25	28	37	29
8	36	25	24	25	29	24	27	25	28	37
Total	257	250	253	256	259	260	265	265	270	271



East Lambton Elementary School (Local User - Lambton Kent District School Board)

FCI 5 YEAR & EVENTS COSTS		FCI 10 YEAR & EVENTS COSTS	
68.33%	\$5,894,579	99.96%	\$8,623,218

# Lambton Kent District School Board

## School & Site Information Summary

**School:** École Hillcrest Public School

**Address:** 433 First Avenue, Petrolia, ON N0N 1R0

*Family of Schools: Lambton Central Collegiate & Vocational Institute*



OTG (On the Ground) Ministry Rated Capacity:	259
Gross Floor Area (GFA):	2,240 m <sup>2</sup>
Site Acreage:	3.56 Hectares/8.796 Acres
Original Building Date/Additions:	1972/2014
Grades:	JK-Grade 8
Programs:	Single Track French Immersion
Out of Area Students:	3

# École Hillcrest Public School

## 5 Year Enrolment History

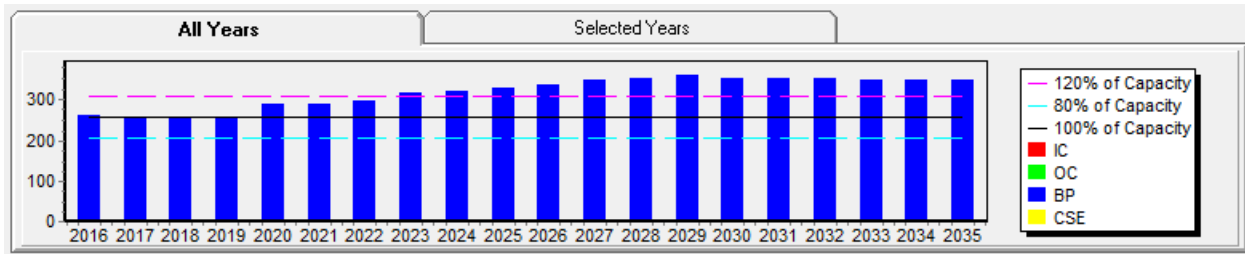
Grade	2016	2017	2018	2019	2020
JK	25	25	29	29	37
K	29	27	24	30	25
1	30	29	25	27	31
2	17	30	29	27	24
3	35	17	29	30	26
4	34	31	17	31	24
5	11	33	30	15	30
6	32	10	32	29	13
7	24	31	9	33	27
8	24	25	31	6	32
Total	261	258	255	257	269

## Current Enrolment – September 20, 2021

Year	JK	K	1	2	3	4	5	6	7	8	Total
2021	31	37	29	28	21	23	21	29	12	26	257

## 10 Year Enrolment Projections

Grade	2022	2023	2024	2025	2026	2027	2028	2029	2030	2031
JK	26	26	26	26	26	25	25	25	25	25
K	27	27	27	27	27	27	26	26	26	26
1	27	27	27	27	27	27	27	26	26	26
2	31	28	28	28	28	28	28	28	27	27
3	30	30	27	27	27	27	27	27	27	26
4	27	30	30	27	27	27	27	27	27	27
5	25	26	28	28	26	26	26	26	26	26
6	27	24	25	27	27	25	25	25	25	25
7	28	27	24	25	27	27	25	25	25	25
8	15	27	26	23	24	26	26	24	24	24
Total	263	272	268	265	266	265	262	259	258	257



Ecole Hillcrest Public School (Local User - Lambton Kent District School Board)

FCI 5 YEAR & EVENTS COSTS		FCI 10 YEAR & EVENTS COSTS	
26.97%	\$1,877,604	31.66%	\$2,203,893

# Lambton Kent District School Board

## School & Site Information Summary

**School:** Errol Road Public School

**Address:** 989 Errol Road East, Sarnia, ON N7S 2E6

*Family of Schools: Northern Collegiate Institute & Vocational School;  
Great Lakes Secondary School (bused)*



OTG (On the Ground) Ministry Rated Capacity:	458
Gross Floor Area (GFA):	3,715 m <sup>2</sup>
Site Acreage:	4.2 Hectares/10.378 Acres
Original Building Date/Additions:	1956/1957,1960,1962,1963,1965,1971, 1972,1994,2014
Grades:	JK-Grade 8
Programs:	Regular; French Immersion;
Out of Area Students:	30

# Errol Road Public School

## 5 Year Enrolment History

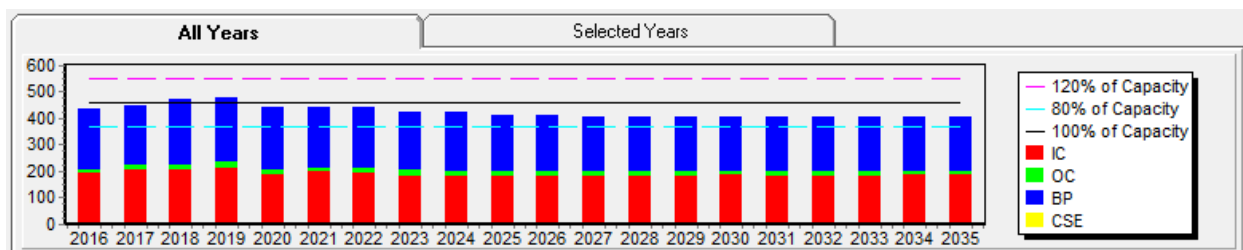
Grade	2016	2017	2018	2019	2020
JK	43	43	43	40	34
K	55	42	43	50	33
1	41	55	47	47	43
2	49	45	53	46	39
3	44	49	45	56	34
4	43	42	56	45	49
5	53	47	45	59	36
6	37	51	43	44	41
7	35	37	53	43	31
8	34	36	42	50	32
ALLP	7	0	0	0	0
Total	441	447	470	480	372

## Current Enrolment – September 20, 2021

Year	JK	K	1	2	3	4	5	6	7	8	Total
2021	43	37	38	51	41	41	50	40	53	36	430

## 10 Year Enrolment Projections

Grade	2022	2023	2024	2025	2026	2027	2028	2029	2030	2031
JK	42	43	44	44	44	43	43	43	43	43
K	46	42	44	44	44	44	43	43	43	43
1	45	49	45	46	47	47	47	46	46	46
2	42	44	49	44	46	47	47	47	46	46
3	53	43	45	50	45	47	47	47	47	46
4	49	53	44	46	51	46	48	48	48	48
5	48	49	53	43	46	51	46	48	49	49
6	54	47	46	50	41	44	50	44	46	47
7	45	54	47	46	50	41	44	50	44	46
8	58	46	55	49	48	52	42	46	51	45
Total	482	470	472	462	462	462	457	462	463	459



Errol Road Public School (Local User - Lambton Kent District School Board)

FCI 5 YEAR & EVENTS COSTS		FCI 10 YEAR & EVENTS COSTS	
36.71%	\$3,946,137	45.05%	\$4,842,557

# Lambton Kent District School Board

## School & Site Information Summary

**School:** Errol Village Public School

**Address:** 3568 Egremont Road, Camlachie, ON N0N 1E0

*Family of Schools: Northern Collegiate Institute & Vocational School*



OTG (On the Ground) Ministry Rated Capacity:	190
Gross Floor Area (GFA):	1,872 m <sup>2</sup>
Site Acreage:	4.92 Hectares/12.157 Acres
Original Building Date/Additions:	1961/1977,2011
Grades:	JK-Grade 8
Programs:	Regular
Out of Area Students:	24



# Errol Village Public School

## 5 Year Enrolment History

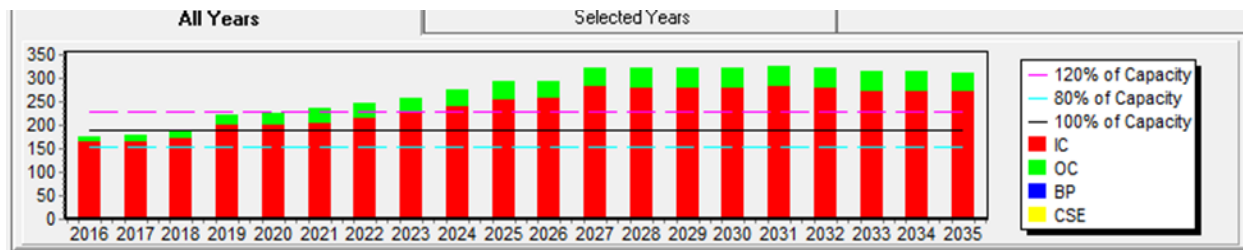
Grade	2016	2017	2018	2019	2020
JK	24	7	25	35	25
K	17	25	9	26	31
1	13	16	29	8	26
2	17	13	16	30	5
3	22	20	15	18	28
4	13	25	24	13	15
5	18	16	25	24	13
6	14	19	16	25	24
7	23	12	20	20	27
8	15	26	11	21	18
Total	176	179	190	220	212

## Current Enrolment – September 20, 2021

Year	JK	K	1	2	3	4	5	6	7	8	Total
2021	20	32	38	29	6	35	16	17	22	29	244

## 10 Year Enrolment Projections

Grade	2022	2023	2024	2025	2026	2027	2028	2029	2030	2031
JK	32	29	28	27	25	25	25	25	25	25
K	28	33	30	28	26	26	24	24	24	24
1	28	27	32	29	27	26	24	24	24	24
2	38	29	28	33	30	28	27	25	25	25
3	31	41	33	31	36	32	30	28	28	26
4	11	32	41	31	30	34	31	30	28	27
5	34	10	31	40	31	30	34	31	29	28
6	17	34	10	31	39	30	29	33	30	28
7	13	18	34	10	32	40	31	29	34	30
8	25	12	17	33	9	31	39	29	28	32
Total	257	265	284	293	285	302	294	278	275	269



Errol Village Public School (Local User - Lambton Kent District School Board)

FCI 5 YEAR & EVENTS COSTS	FCI 10 YEAR & EVENTS COSTS
41.17%	57.36%
\$2,322,875	\$3,236,343

# Lambton Kent District School Board

## School & Site Information Summary

**School:** Grand Bend Public School

**Address:** 15 Gill Road, Grand Bend, ON N0M 1T0

*Family of Schools: North Lambton Secondary School*



OTG (On the Ground) Ministry Rated Capacity:	248
Gross Floor Area (GFA):	2,707 m <sup>2</sup>
Site Acreage:	1.04 Hectares/2.569 Acres
Original Building Date/Additions:	1952/1962,1965,2001,2014
Grades:	JK-Grade 8
Programs:	Regular
Out of Area Students:	6

# Grand Bend Public School

## 5 Year Enrolment History

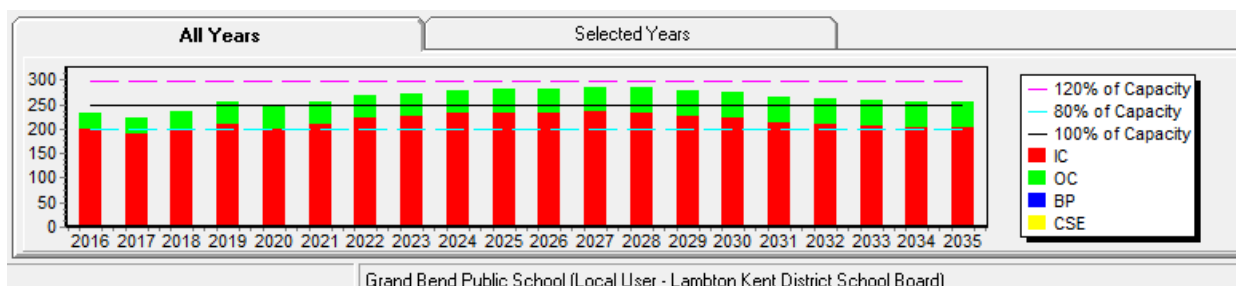
Grade	2016	2017	2018	2019	2020
JK	24	20	21	29	23
K	25	21	22	20	25
1	14	26	25	23	20
2	22	16	27	26	21
3	21	23	18	30	26
4	19	21	25	23	29
5	30	20	21	23	22
6	20	32	22	24	19
7	22	21	34	23	17
8	35	23	20	33	19
Total	232	223	235	254	221

## Current Enrolment – September 20, 2021

Year	JK	K	1	2	3	4	5	6	7	8	Total
2021	28	27	30	23	22	26	32	25	25	18	256

## 10 Year Enrolment Projections

Grade	2022	2023	2024	2025	2026	2027	2028	2029	2030	2031
JK	21	22	22	21	21	21	21	21	21	21
K	23	20	21	21	20	20	20	20	20	20
1	20	26	22	23	22	22	22	21	21	21
2	32	22	28	24	25	24	24	23	23	23
3	25	32	23	28	24	25	25	24	24	24
4	29	28	36	25	31	27	28	28	27	27
5	29	26	26	34	24	29	25	26	25	25
6	33	31	28	27	35	25	30	27	27	27
7	26	35	33	29	29	36	26	31	27	28
8	26	28	35	33	28	28	35	25	30	27
Total	264	270	274	265	259	257	256	246	245	243



FCI 5 YEAR & EVENTS COSTS	FCI 10 YEAR & EVENTS COSTS
15.22%	\$983,482
	31.43%
	\$2,030,996

# Lambton Kent District School Board

## School & Site Information Summary

**School:** Gregory Drive Public School

**Address:** 180 Gregory Drive West, Chatham, ON N7L 2L4

*Family of Schools: Chatham Kent Secondary School*



OTG (On the Ground) Ministry Rated Capacity:	374
Gross Floor Area (GFA):	3,153 m <sup>2</sup>
Site Acreage:	3.67 Hectares/9.068 Acres
Original Building Date/Additions:	1964/1988,1989,1991
Grades:	JK-Grade 8
Programs:	Regular
Out of Area Students:	5

# Gregory Drive Public School

## 5 Year Enrolment History

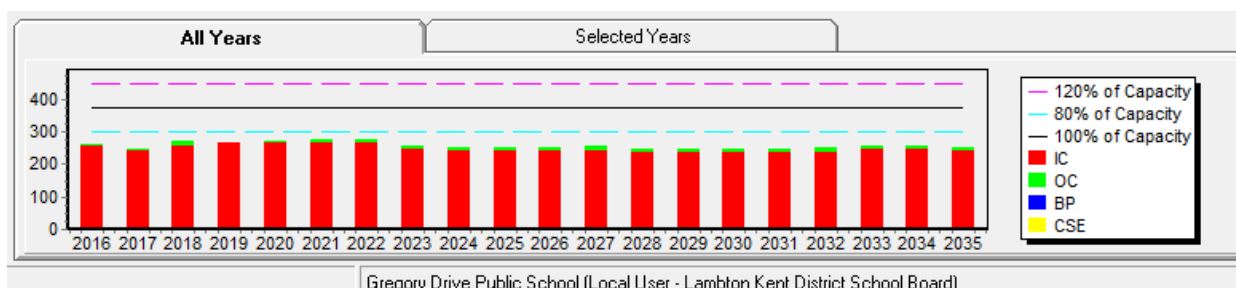
Grade	2016	2017	2018	2019	2020
JK	17	17	31	19	16
K	18	18	20	34	15
1	18	19	23	23	20
2	36	18	23	26	16
3	31	35	22	28	22
4	28	28	34	24	21
25	24	27	29	34	18
6	40	24	28	25	32
7	26	36	24	29	24
8	24	26	37	25	24
Total	262	248	271	267	208

## Current Enrolment – September 20, 2021

Year	JK	K	1	2	3	4	5	6	7	8	Total
2021	21	21	23	34	22	28	25	24	38	25	261

## 10 Year Enrolment Projections

Grade	2022	2023	2024	2025	2026	2027	2028	2029	2030	2031
JK	21	23	23	23	23	23	23	23	23	23
K	23	24	25	25	25	25	25	25	25	25
1	28	26	27	28	28	28	28	28	28	28
2	25	30	27	28	30	30	30	30	30	30
3	40	26	31	28	29	31	31	31	31	31
4	24	41	26	32	29	30	32	32	32	32
5	28	24	41	26	31	29	30	31	31	31
6	27	27	24	39	25	30	27	28	30	30
7	23	28	27	25	40	26	31	28	29	31
8	33	24	28	28	25	41	26	32	29	30
Total	272	273	279	282	285	293	283	288	288	291



Gregory Drive Public School (Local User - Lambton Kent District School Board)

FCI 5 YEAR & EVENTS COSTS		FCI 10 YEAR & EVENTS COSTS	
37.93%	\$3,553,658	45.01%	\$4,216,976

# Lambton Kent District School Board

## School & Site Information Summary

**School:** Hanna Memorial Public School

**Address:** 369 Maria Street, Sarnia, ON N7T 4T7

*Family of Schools: Great Lakes Secondary School*



OTG (On the Ground) Ministry Rated Capacity:	383
Gross Floor Area (GFA):	3,320 m <sup>2</sup>
Site Acreage:	3.03 Hectares/7.487 Acres
Original Building Date/Additions:	1945/1950,1967
Grades:	JK-Grade 8
Programs:	Regular; Alternative Learning & Lifeskills
Out of Area Students:	14

# Hanna Memorial Public School

## 5 Year Enrolment History

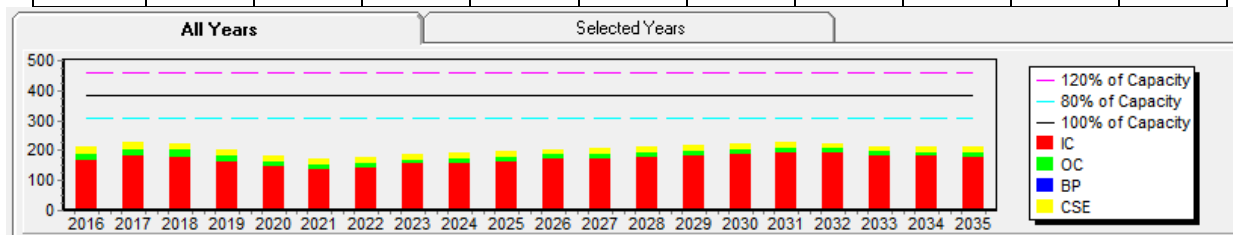
Grade	2016	2017	2018	2019	2020
JK	14	19	13	19	10
K	19	15	19	13	11
1	19	16	15	14	11
2	22	25	17	14	13
3	18	21	22	16	13
4	26	20	21	17	8
5	19	29	21	19	12
6	25	21	28	23	17
7	12	26	21	26	19
8	12	12	24	21	20
ALLP	19	21	19	19	19
Total	205	225	220	201	153

## Current Enrolment – September 20, 2021

Year	JK	K	1	2	3	4	5	6	7	8	ALLP	Total
2021	16	13	18	13	13	16	14	12	19	22	17	173

## 10 Year Enrolment Projections

Grade	2022	2023	2024	2025	2026	2027	2028	2029	2030	2031
JK	19	22	22	22	21	20	20	20	20	20
K	20	17	21	20	19	19	18	18	18	18
1	14	19	16	20	20	19	18	18	18	18
2	17	14	19	16	20	19	18	18	17	17
3	11	15	13	17	15	18	17	17	16	16
4	12	11	15	12	17	15	18	17	17	16
5	13	13	11	16	13	17	15	18	18	17
6	15	13	12	11	14	12	16	14	17	17
7	19	18	14	14	12	16	14	18	16	19
8	20	18	17	14	13	12	16	13	18	15
ALLP	19	19	19	19	19	19	19	19	19	19
Total	179	179	179	181	183	186	189	190	194	192



Hanna Memorial Public School (Local User - Lambton Kent District School Board)

FCI 5 YEAR & EVENTS COSTS		FCI 10 YEAR & EVENTS COSTS	
37.66%	\$3,357,536	53.69%	\$4,786,593

# Lambton Kent District School Board

## School & Site Information Summary

**School:** Harwich-Raleigh Public School

**Address:** 231 Chatham Street South, Blenheim, ON N0P 1A0

*Family of Schools: Blenheim District High School*

*Chatham Kent Secondary School (French Immersion)*



OTG (On the Ground) Ministry Rated Capacity:	581
Gross Floor Area (GFA):	5,100 m <sup>2</sup>
Site Acreage:	12.65 Hectares/31.258 Acres
Original Building Date/Additions:	1967/None
Grades:	JK-Grade 8
Programs:	Regular; French Immersion
Out of Area Students:	16



# Harwich-Raleigh Public School

## 5 Year Enrolment History

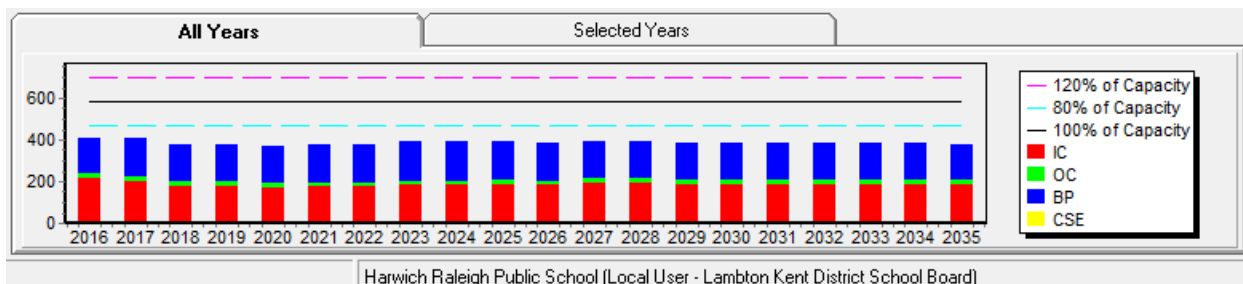
Grade	2016	2017	2018	2019	2020
JK	48	33	28	41	25
K	44	51	33	35	34
1	31	43	52	32	29
2	27	37	39	51	24
3	38	27	38	35	44
4	41	37	26	36	31
5	48	39	39	28	28
6	36	49	37	34	20
7	50	37	46	35	29
8	43	51	38	49	29
Total	406	404	376	376	293

## Current Enrolment – September 20, 2021

Year	JK	K	1	2	3	4	5	6	7	8	Total
2021	27	40	43	31	26	50	34	35	25	35	346

## 10 Year Enrolment Projections

Grade	2022	2023	2024	2025	2026	2027	2028	2029	2030	2031
JK	38	39	39	39	39	39	39	39	39	39
K	42	42	42	42	42	42	42	42	42	42
1	41	41	42	42	42	42	42	42	42	42
2	44	40	41	41	41	41	41	41	41	41
3	34	43	39	40	40	40	40	40	40	40
4	29	33	41	38	38	38	39	39	39	39
5	48	30	34	42	39	39	39	40	40	40
6	31	45	27	31	39	36	36	36	36	36
7	34	31	43	26	30	38	35	35	35	36
8	26	35	33	45	27	31	40	37	37	37
Total	367	379	381	386	377	386	393	391	391	392



Harwich Raleigh Public School (Local User - Lambton Kent District School Board)

FCI 5 YEAR & EVENTS COSTS		FCI 10 YEAR & EVENTS COSTS	
31.93%	\$4,628,125	35.83%	\$5,194,057

# Lambton Kent District School Board

## School & Site Information Summary

**School:** High Park Public School

**Address:** 757 Kember Avenue, Sarnia, ON N7S 2T3

*Family of Schools: Northern Collegiate Institute & Vocational School (French Immersion)  
Great Lakes Secondary School*



OTG (On the Ground) Ministry Rated Capacity:	530
Gross Floor Area (GFA):	4,161 m <sup>2</sup>
Site Acreage:	4.65 Hectares/11.490 Acres
Original Building Date/Additions:	1952/1958,1963,1970,2014
Grades:	JK-Grade 8
Programs:	Regular; French Immersion (JK-Gr. 6)
Out of Area Students:	13

# High Park Public School

## 5 Year Enrolment History

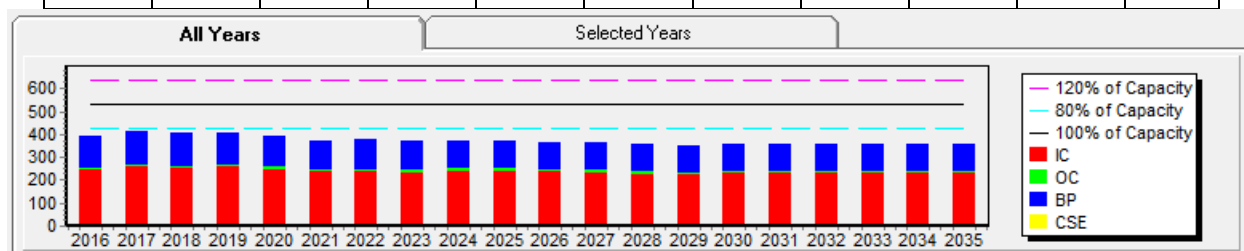
Grade	2016	2017	2018	2019	2020
JK	55	57	48	54	33
K	43	58	53	54	41
1	42	42	51	45	41
2	53	32	43	53	37
3	46	52	29	45	37
4	41	41	51	27	38
5	37	40	39	44	21
6	33	35	45	30	28
7	22	28	19	30	17
8	20	25	29	23	24
Total	392	410	407	405	317

## Current Enrolment – September 20, 2021

Year	JK	K	1	2	3	4	5	6	7	8	Total
2021	45	50	55	41	42	50	35	27	22	25	392

## 10 Year Enrolment Projections

Grade	2022	2023	2024	2025	2026	2027	2028	2029	2030	2031
JK	51	52	52	51	51	52	52	52	52	52
K	49	50	51	51	51	51	51	51	51	51
1	37	45	46	47	47	46	46	46	46	46
2	46	36	43	45	45	45	45	45	45	45
3	47	47	35	43	45	45	45	45	45	45
4	42	44	44	32	40	42	42	43	42	42
5	44	38	40	40	29	36	37	38	38	37
6	33	43	37	39	39	28	35	36	37	37
7	14	18	30	29	28	29	18	25	26	27
8	28	15	19	30	30	29	29	19	26	27
Total	391	388	397	407	405	403	400	400	408	409



High Park Public School (Local User - Lambton Kent District School Board)

FCI 5 YEAR & EVENTS COSTS	FCI 10 YEAR & EVENTS COSTS
43.84%	\$6,975,757
\$5,220,015	58.59%

## Lambton Kent District School Board

## School & Site Information Summary

**School:** H.W. Burgess Public School

**Address:** 140 Lawrence Avenue, Wallaceburg, ON N8A 2B3

*Family of Schools: Wallaceburg District Secondary School*



OTG (On the Ground) Ministry Rated Capacity:	271
Gross Floor Area (GFA):	2,245 m <sup>2</sup>
Site Acreage:	1.5 Hectares/3.706 Acres
Original Building Date/Additions:	1955/1960,1966,1991,2012
Grades:	JK-Grade 6
Programs:	Regular
Out of Area Students:	20

# H.W. Burgess Public School

## 5 Year Enrolment History

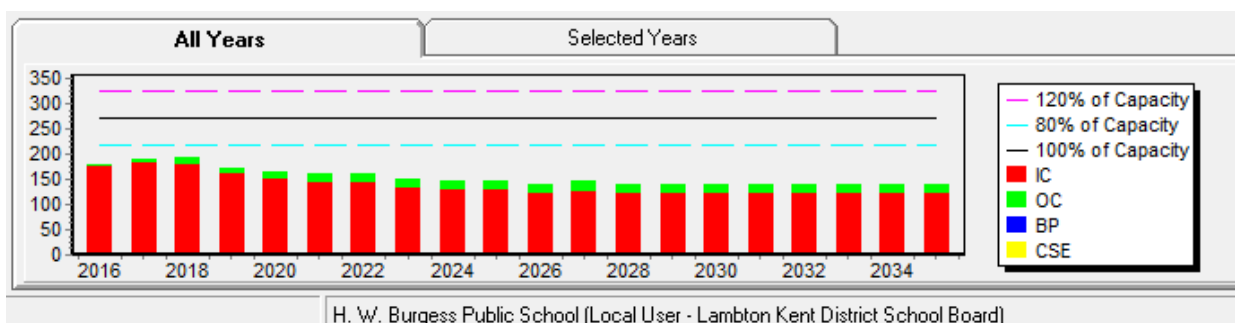
Grade	2016	2017	2018	2019	2020
JK	14	24	23	13	15
K	27	18	22	23	9
1	19	31	20	21	22
2	26	22	32	17	17
3	16	29	21	32	19
4	22	19	32	19	24
5	25	23	19	28	15
6	30	24	25	20	24
Total	179	190	194	173	145

## Current Enrolment – September 20, 2021

Year	JK	K	1	2	3	4	5	6	Total
2021	25	23	15	24	22	21	29	19	178

## 10 Year Enrolment Projections

Grade	2022	2023	2024	2025	2026	2027	2028	2029	2030	2031
JK	19	20	20	20	20	20	20	20	20	20
K	23	19	21	21	21	21	21	21	21	21
1	22	23	19	21	21	21	21	21	21	21
2	15	24	24	20	22	22	22	22	22	22
3	24	15	24	24	20	22	22	22	22	22
4	23	24	15	24	24	20	22	22	22	22
5	16	21	23	14	22	23	19	20	20	20
6	32	17	22	24	15	23	23	20	21	21
Total	174	163	168	168	165	172	170	168	169	169



FCI 5 YEAR & EVENTS COSTS		FCI 10 YEAR & EVENTS COSTS	
28.90%	\$2,006,928	50.99%	\$3,541,242

# Lambton Kent District School Board

## School & Site Information Summary

**School:** Indian Creek Road Public School

**Address:** 511 Indian Creek Road West, Chatham, ON N7M 0P5

*Family of Schools: John McGregor Secondary School*



OTG (On the Ground) Ministry Rated Capacity:	643
Gross Floor Area (GFA):	6,301 m <sup>2</sup>
Site Acreage:	6.07 Hectares/14.998 Acres
Original Building Date/Additions:	1966/1970,1990,2004,2020
Grades:	JK-Grade 8
Programs:	Regular; Alternative Learning & Lifeskills
Out of Area Students:	25

# Indian Creek Road Public School

## 5 Year Enrolment History

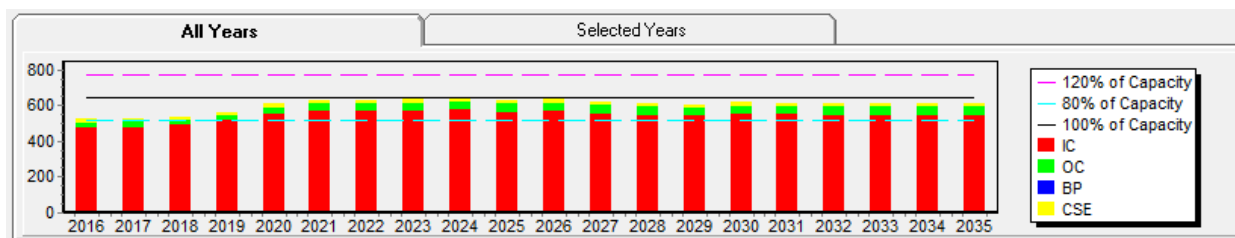
Grade	2016	2017	2018	2019	2020
JK	45	52	49	51	31
K	58	45	52	54	51
1	39	62	48	59	49
2	50	38	65	48	57
3	59	48	41	67	49
4	42	59	51	50	66
5	45	48	64	51	44
6	48	47	47	69	52
7	59	48	49	49	57
8	57	61	51	49	45
ALLP	22	22	21	17	20
Total	524	530	538	564	521

## Current Enrolment – September 20, 2021

Year	JK	K	1	2	3	4	5	6	7	8	ALLP	Total
2021	42	41	62	65	61	56	79	55	60	66	19	606

## 10 Year Enrolment Projections

Grade	2022	2023	2024	2025	2026	2027	2028	2029	2030	2031
JK	52	50	50	49	50	50	50	50	50	50
K	50	56	53	53	52	53	53	53	53	53
1	58	54	59	56	57	56	57	57	57	57
2	58	56	53	58	54	54	54	54	55	55
3	61	61	59	55	60	57	57	57	57	58
4	66	66	66	64	59	65	62	62	61	62
5	58	67	67	68	65	61	66	63	63	63
6	75	59	68	69	69	66	62	67	64	64
7	54	78	61	70	71	71	68	64	69	66
8	55	55	79	62	71	73	72	69	65	71
ALLP	17	17	17	17	17	17	17	17	17	17
Total	604	619	632	621	625	623	618	613	611	616



Indian Creek Road Public School (Local User - Lambton Kent District School Board)

FCI 5 YEAR & EVENTS COSTS	FCI 10 YEAR & EVENTS COSTS
13.52%	\$3,753,737
\$1,932,041	26.26%

# Lambton Kent District School Board

## School & Site Information Summary

**School:** King George VI Public School - Chatham

**Address:** 227 Delaware Avenue, Chatham, ON N7L 2W5

**Family of Schools:** *Chatham Kent Secondary School*



OTG (On the Ground) Ministry Rated Capacity:	340
Gross Floor Area (GFA):	2,640 m <sup>2</sup>
Site Acreage:	2.37 Hectares/5.856 Acres
Original Building Date/Additions:	1948/1959,1966,1991
Grades:	JK-Grade 8
Programs:	Regular
Out of Area Students:	6



# King George VI Public School – Chatham

## 5 Year Enrolment

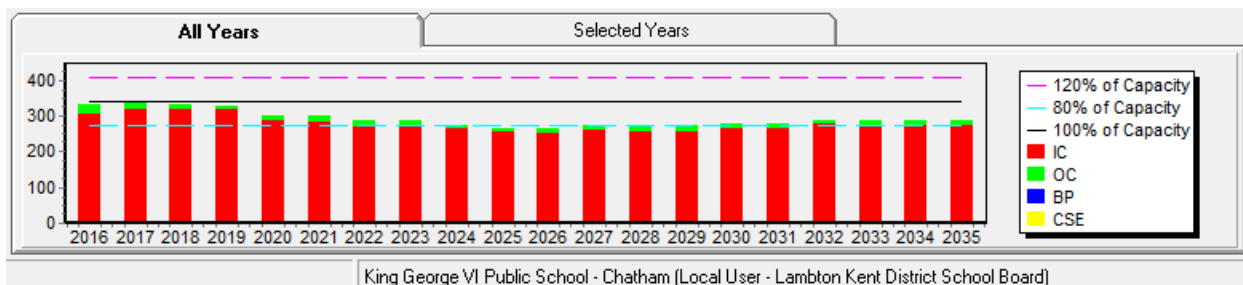
Grade	2016	2017	2018	2019	2020
JK	29	27	30	27	16
K	36	29	25	30	17
1	34	39	30	23	23
2	36	33	38	32	17
3	32	34	36	35	20
4	26	37	37	38	25
5	29	30	35	38	31
6	40	31	27	38	32
7	39	41	34	32	32
8	30	38	40	33	31
Total	331	339	332	326	244

## Current Enrolment – September 20, 2021

Year	JK	K	1	2	3	4	5	6	7	8	Total
2021	19	28	26	32	21	27	35	33	30	37	288

## 10 Year Enrolment Projections

Grade	2022	2023	2024	2025	2026	2027	2028	2029	2030	2031
JK	25	28	27	26	27	26	28	27	28	27
K	33	25	28	27	26	27	26	28	27	28
1	36	35	25	28	28	27	28	28	29	28
2	28	35	34	25	27	28	27	28	27	28
3	32	30	37	36	27	29	30	29	30	29
4	27	35	33	40	39	30	33	32	31	32
5	39	28	36	34	42	40	30	34	33	32
6	43	42	31	39	37	45	43	33	36	36
7	45	44	43	32	40	38	46	44	34	37
8	42	43	42	41	30	38	36	44	43	33
Total	350	345	336	328	323	328	327	327	318	310



FCI 5 YEAR & EVENTS COSTS	FCI 10 YEAR & EVENTS COSTS
32.57%	70.36%
\$2,597,262	\$5,610,125

# Lambton Kent District School Board

## School & Site Information Summary

**School:** King George VI Public School – Sarnia

**Address:** 585 O’Dell Avenue, Sarnia, ON N7V 4H7

*Family of Schools: Northern Collegiate Institute & Vocational School;  
Great Lakes Secondary School (bused)*



OTG (On the Ground) Ministry Rated Capacity:	374
Gross Floor Area (GFA):	2,864 m <sup>2</sup>
Site Acreage:	2.2 Hectares/5.436 Acres
Original Building Date/Additions:	1952/1955,1957,1972
Grades:	JK-Grade 8
Programs:	Regular
Out of Area Students:	16

# King George VI Public School - Sarnia

## 5 Year Enrolment History

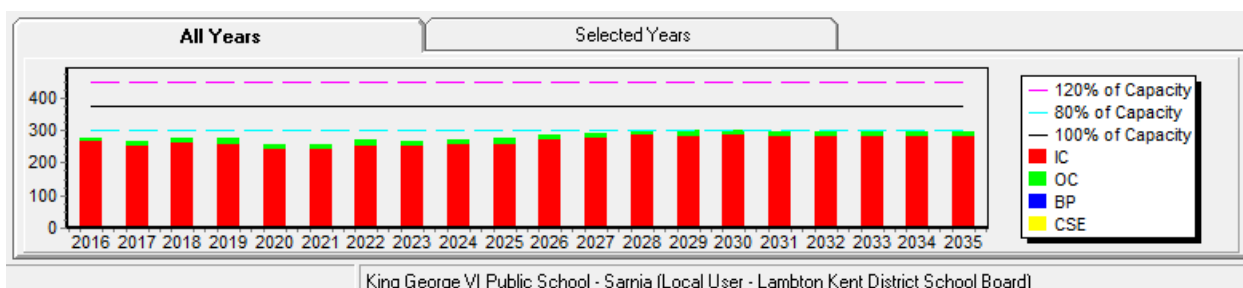
Grade	2016	2017	2018	2019	2020
JK	17	27	22	33	21
K	29	18	29	23	29
1	25	29	20	28	16
2	28	26	33	21	24
3	19	27	30	30	18
4	37	20	31	25	26
5	25	33	22	32	21
6	25	29	32	21	28
7	37	24	31	31	17
8	36	35	26	33	28
Total	278	268	276	277	228

## Current Enrolment – September 20, 2021

Year	JK	K	1	2	3	4	5	6	7	8	Total
2021	36	26	34	20	25	21	33	19	31	17	262

## 10 Year Enrolment Projections

Grade	2022	2023	2024	2025	2026	2027	2028	2029	2030	2031
JK	28	29	29	29	29	29	29	29	29	29
K	33	29	29	29	29	29	29	29	29	29
1	27	33	28	29	29	29	29	29	29	29
2	37	30	36	31	32	32	32	32	32	32
3	24	36	29	34	30	30	30	30	30	30
4	30	24	36	29	34	30	30	30	30	30
5	20	29	23	35	28	34	29	29	29	29
6	30	21	30	24	36	29	35	30	31	31
7	24	30	20	30	24	36	28	34	29	30
8	33	25	31	21	31	25	37	29	35	30
Total	286	286	291	291	302	303	308	301	303	299



King George VI Public School - Sarnia (Local User - Lambton Kent District School Board)

FCI 5 YEAR & EVENTS COSTS		FCI 10 YEAR & EVENTS COSTS	
34.09%	\$2,951,661	58.58%	\$5,071,996

# Lambton Kent District School Board

## School & Site Information Summary

**School:** Kinnwood Central Public School

**Address:** 63 MacDonald Street, Forest, ON N0N 1J0

*Family of Schools: North Lambton Secondary School*



OTG (On the Ground) Ministry Rated Capacity:	331
Gross Floor Area (GFA):	3,896 m <sup>2</sup>
Site Acreage:	5.54 Hectares/13.689 Acres
Original Building Date/Additions:	1962/1969,1983,1994,1998,2006
Grades:	JK-Grade 8
Programs:	Regular
Out of Area Students:	8

NB. Kinnwood Central Public School is one of four schools to be part of the new K-12 school being built in the Forest Area

# Kinnwood Central Public School

## 5 Year Enrolment History

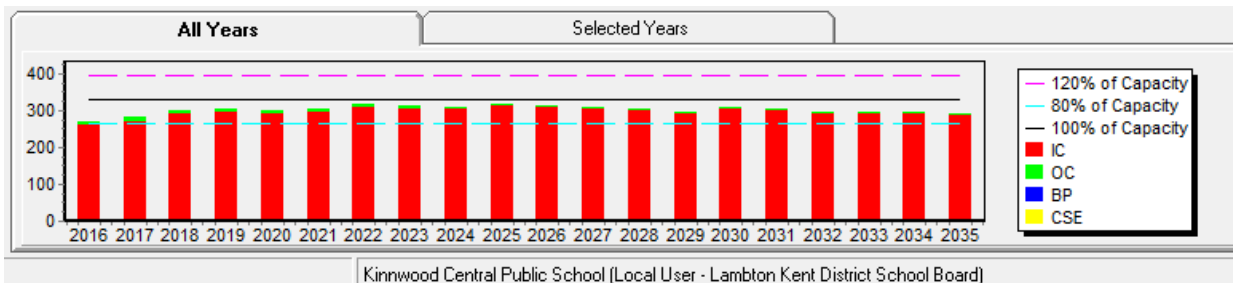
Grade	2016	2017	2018	2019	2020
JK	28	31	32	33	15
K	27	30	32	31	32
1	34	27	32	35	28
2	26	37	29	33	34
3	26	25	34	29	26
4	30	27	28	35	28
5	22	32	31	31	30
6	30	21	27	31	30
7	21	31	21	30	28
8	28	21	36	19	28
Total	272	282	302	307	279

## Current Enrolment – September 20, 2021

Year	JK	K	1	2	3	4	5	6	7	8	Total
2021	26	23	35	29	35	32	30	33	31	31	305

## 10 Year Enrolment Projections

Grade	2022	2023	2024	2025	2026	2027	2028	2029	2030	2031
JK	38	36	36	35	34	33	33	33	33	33
K	34	38	37	36	34	34	32	32	32	32
1	35	33	37	36	35	33	32	32	32	32
2	36	38	35	40	38	38	35	35	33	33
3	33	34	37	34	38	37	35	34	33	32
4	38	34	35	37	35	39	37	37	35	34
5	35	40	36	37	39	36	40	39	38	36
6	27	31	35	32	31	33	31	35	33	33
7	37	30	33	37	33	34	36	33	37	36
8	30	36	29	33	36	33	32	35	32	36
Total	343	350	350	357	353	350	343	345	338	337



Kinnwood Central Public School [Local User - Lambton Kent District School Board]

FCI 5 YEAR & EVENTS COSTS	FCI 10 YEAR & EVENTS COSTS
53.02%	\$5,710,744
\$4,332,273	69.89%

# Lambton Kent District School Board

## School & Site Information Summary

**School:** Lakeroad Public School

**Address:** 955 Lakeshore Road, Sarnia, ON N7V 2V3

*Family of Schools: Northern Collegiate Institute & Vocational School;  
Great Lakes Secondary School (bused)*



OTG (On the Ground) Ministry Rated Capacity:	394
Gross Floor Area (GFA):	2962 m <sup>2</sup>
Site Acreage:	2.02 Hectares/4.991 Acres
Original Building Date/Additions:	1946/1962,1967
Grades:	JK-Grade 8
Programs:	Regular
Out of Area Students:	8

# Lakeroad Public School

## 5 Year Enrolment History

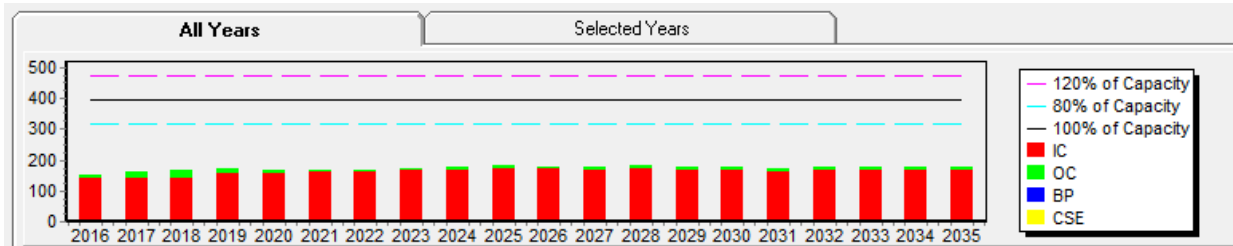
Grade	2016	2017	2018	2019	2020
JK	16	18	14	20	14
K	15	18	18	15	17
1	10	15	19	17	11
2	12	10	16	18	14
3	16	12	10	17	15
4	18	12	15	12	15
5	19	20	14	13	11
6	13	20	23	17	13
7	20	13	23	21	17
8	13	21	15	23	18
Total	152	159	167	173	145

## Current Enrolment – September 20, 2021

Year	JK	K	1	2	3	4	5	6	7	8	Total
2021	19	17	17	10	16	18	14	15	15	17	158

## 10 Year Enrolment Projections

Grade	2022	2023	2024	2025	2026	2027	2028	2029	2030	2031
JK	10	16	16	16	16	16	16	16	16	16
K	20	9	16	16	16	16	16	16	16	16
1	15	20	9	15	15	15	15	15	15	15
2	20	16	20	9	15	15	15	15	15	15
3	16	20	16	20	9	15	15	15	15	15
4	20	17	22	17	21	11	16	16	16	16
5	19	18	15	20	16	20	10	16	16	16
6	21	22	22	19	24	19	23	12	18	18
7	14	21	22	22	19	24	19	23	12	18
8	17	14	21	23	22	20	24	19	23	12
Total	172	173	179	177	173	171	169	163	162	157



Lakeroad Public School (Local User - Lambton Kent District School Board)

FCI 5 YEAR & EVENTS COSTS		FCI 10 YEAR & EVENTS COSTS	
53.26%	\$4,790,028	60.23%	\$5,416,713

# Lambton Kent District School Board

## School & Site Information Summary

**School:** Lambton Central Centennial Public School  
**Address:** 3823 Oil Heritage Road, Petrolia, ON N0N 1R0

*Family of Schools: Lambton Central Collegiate & Vocational Institute*



OTG (On the Ground) Ministry Rated Capacity:	337
Gross Floor Area (GFA):	3,078 m <sup>2</sup>
Site Acreage:	8.5 Hectares/21.003 Acres
Original Building Date/Additions:	1967/None
Grades:	JK-Grade 8
Programs:	Regular
Out of Area Students:	4



# Lambton Central Centennial Public School

## 5 Year Enrolment History

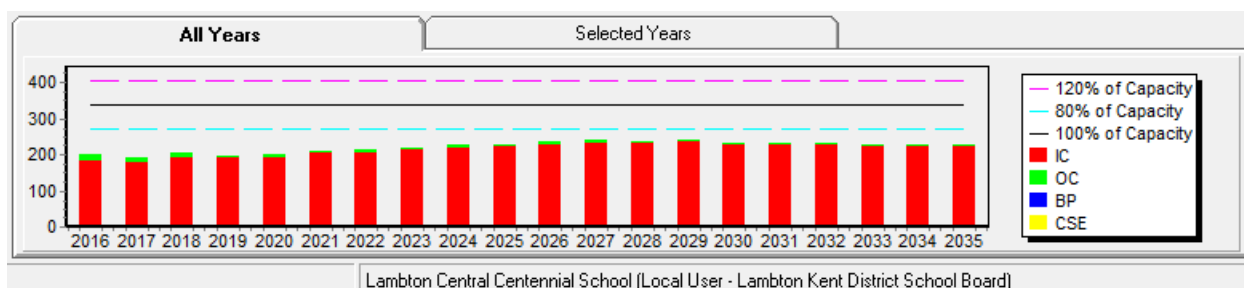
Grade	2016	2017	2018	2019	2020
JK	14	16	24	14	23
K	17	15	15	22	16
1	21	19	15	14	21
2	17	21	20	16	15
3	22	19	20	21	17
4	20	23	22	21	20
5	20	20	22	21	19
6	21	20	21	23	20
7	21	21	21	22	22
8	26	19	23	22	19
Total	199	193	203	196	192

## Current Enrolment – September 20, 2021

Year	JK	K	1	2	3	4	5	6	7	8	Total
2021	19	27	17	21	17	19	23	20	21	23	207

## 10 Year Enrolment Projections

Grade	2022	2023	2024	2025	2026	2027	2028	2029	2030	2031
JK	16	17	17	17	17	17	17	17	17	17
K	20	16	18	18	18	18	18	18	18	18
1	23	20	16	18	18	18	18	18	18	18
2	15	24	20	16	18	18	18	18	18	18
3	24	16	25	21	17	19	19	19	19	19
4	17	26	18	26	22	18	20	20	20	20
5	18	17	25	16	25	21	17	19	19	19
6	23	19	17	26	17	26	21	18	20	20
7	23	24	20	18	27	18	27	22	19	21
8	23	22	24	19	18	26	18	26	22	18
Total	202	201	200	195	197	199	193	195	190	188



Lambton Central Centennial School (Local User - Lambton Kent District School Board)

FCI 5 YEAR & EVENTS COSTS	FCI 10 YEAR & EVENTS COSTS
35.73%	\$4,214,869
\$3,060,634	49.21%

# Lambton Kent District School Board

## School & Site Information Summary

**School:** Lansdowne Public School  
**Address:** 95 Lansdowne Avenue, Sarnia, ON N7S 1G7

*Family of Schools: Great Lakes Secondary School*



OTG (On the Ground) Ministry Rated Capacity:	389
Gross Floor Area (GFA):	3,234 m <sup>2</sup>
Site Acreage:	4.05 Hectares/10.007 Acres
Original Building Date/Additions:	1959/1960,1963,1966,1994,2008,2012
Grades:	JK – Grade 8
Programs:	Regular; Native Second Language
Out of Area Students:	42

# Lansdowne Public School

## 5 Year Enrolment History

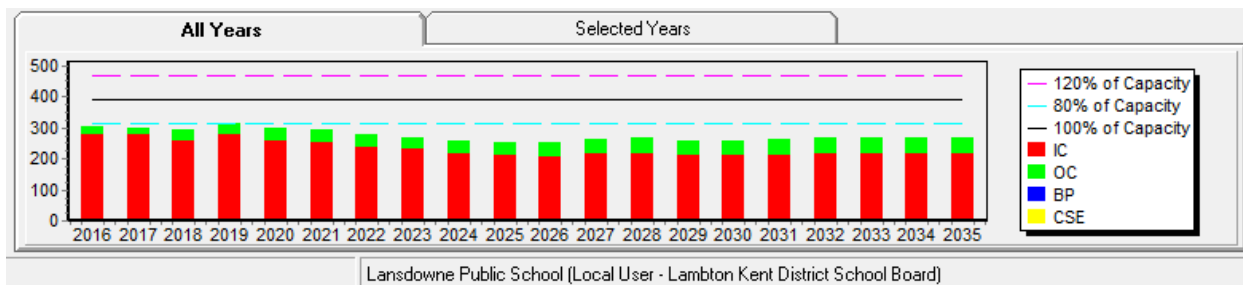
Grade	2016	2017	2018	2019	2020
JK	24	15	32	39	25
K	25	25	16	31	20
1	34	27	29	17	22
2	26	36	26	27	12
3	37	29	36	27	18
4	27	39	31	36	24
5	32	28	36	29	28
6	29	33	26	36	22
7	31	33	30	31	30
8	38	35	32	39	27
Total	303	300	294	312	228

## Current Enrolment – September 20, 2021

Year	JK	K	1	2	3	4	5	6	7	8	Total
2021	20	33	33	34	16	28	26	37	22	40	289

## 10 Year Enrolment Projections

Grade	2022	2023	2024	2025	2026	2027	2028	2029	2030	2031
JK	24	26	25	26	26	26	26	26	26	26
K	26	23	25	25	25	25	25	25	25	25
1	29	28	26	27	27	28	28	28	28	28
2	40	27	27	24	26	26	26	26	26	26
3	31	39	26	26	24	26	26	26	26	26
4	16	31	40	27	27	24	26	26	27	27
5	25	16	29	38	26	25	23	25	25	25
6	25	25	15	29	37	25	25	23	25	24
7	35	27	26	16	30	39	26	25	23	25
8	33	38	28	29	18	32	43	29	29	26
Total	284	280	267	267	266	276	274	259	260	258



FCI 5 YEAR & EVENTS COSTS	FCI 10 YEAR & EVENTS COSTS
35.54%	\$3,182,272
	49.21%
	\$4,214,869

# Lambton Kent District School Board

## School & Site Information Summary

**School:** London Road Public School

**Address:** 240 London Road, Sarnia, ON N7T 4V8

*Family of Schools: Great Lakes Secondary School*



OTG (On the Ground) Ministry Rated Capacity:	282
Gross Floor Area (GFA):	2,600 m <sup>2</sup>
Site Acreage:	0.98 Hectares/2.421 Acres
Original Building Date/Additions:	1975/None
Grades:	JK-Grade 8
Programs:	Regular
Out of Area Students:	10

# London Road Public School

## 5 Year Enrolment History

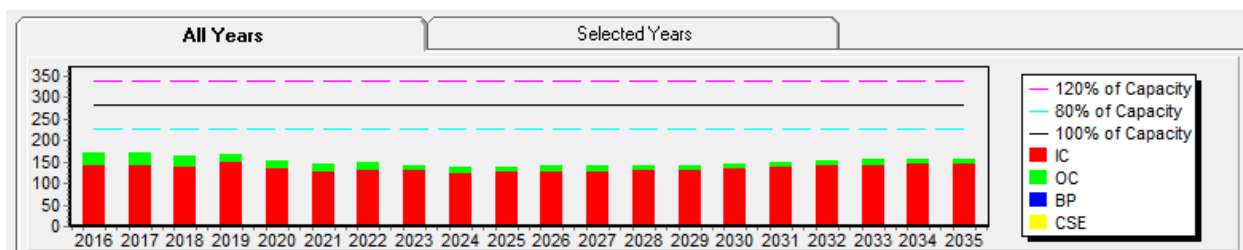
Grade	2016	2017	2018	2019	2020
JK	13	16	17	14	11
K	23	13	13	15	13
1	21	19	15	13	13
2	16	22	15	16	12
3	16	15	19	17	10
4	14	17	17	19	10
5	21	16	16	19	14
6	16	19	15	17	13
7	17	15	21	17	14
8	16	19	15	20	16
Total	173	171	163	167	126

## Current Enrolment – September 20, 2021

Year	JK	K	1	2	3	4	5	6	7	8	Total
2021	12	18	14	15	17	13	15	20	19	18	161

## 10 Year Enrolment Projections

Grade	2022	2023	2024	2025	2026	2027	2028	2029	2030	2031
JK	19	19	19	19	20	20	20	20	20	20
K	15	16	16	17	17	17	17	18	18	18
1	18	15	16	16	16	17	17	17	18	18
2	10	17	14	16	15	16	16	16	16	16
3	14	10	17	14	15	15	16	16	16	16
4	14	16	12	18	15	17	17	17	17	17
5	18	15	17	14	20	16	18	18	18	18
6	19	18	14	16	13	19	16	18	17	18
7	21	19	18	15	17	15	20	17	19	18
8	21	22	21	20	17	19	16	21	19	20
Total	169	167	164	165	165	171	173	178	178	179



London Road School (Local User - Lambton Kent District School Board)

FCI 5 YEAR & EVENTS COSTS		FCI 10 YEAR & EVENTS COSTS	
72.96%	\$4,998,771	80.31%	\$5,501,984

# Lambton Kent District School Board

## School & Site Information Summary

**School:** McNaughton Avenue Public School

**Address:** 480 McNaughton Avenue East, Chatham, ON N7L 2G9

*Family of Schools: Chatham Kent Secondary School*



OTG (On the Ground) Ministry Rated Capacity:	766
Gross Floor Area (GFA):	5,816 m <sup>2</sup>
Site Acreage:	8.09 Hectares/19.990 Acres
Original Building Date/Additions:	1967/1992,2007,2014
Grades:	JK-Grade 8
Programs:	Regular; Virtual (as of September 2021); Alternative Learning & Lifeskills French Immersion (JK-Gr. 8)
Out of Area Students:	9

# McNaughton Avenue Public School

## 5 Year Enrolment History (in person)

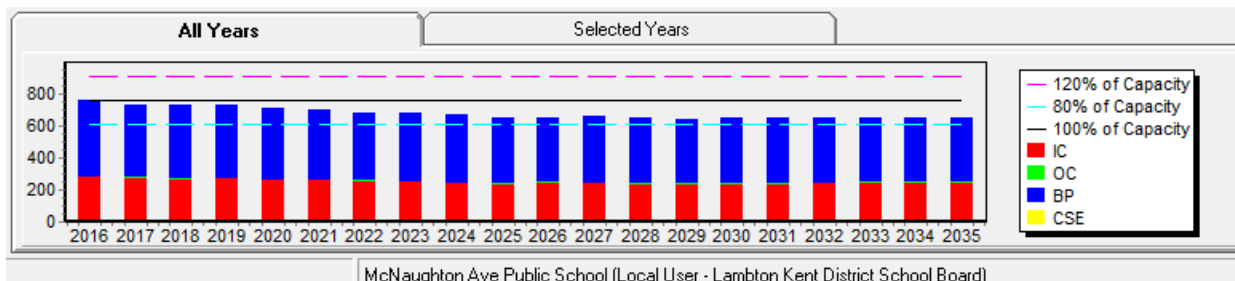
Grade	2016	2017	2018	2019	2020
JK	75	72	84	76	64
K	86	67	72	80	63
1	90	88	64	64	68
2	83	77	80	60	49
3	85	75	72	80	56
4	67	83	68	71	66
5	72	67	80	68	62
6	62	73	71	86	53
7	34	62	74	71	71
8	42	67	63	76	55
Total	696	731	728	732	607

## Current Enrolment ( In-person & Virtual ) – September 20, 2021

	Year	JK	K	1	2	3	4	5	6	7	8	ALLP	Total
In-person	2021	73	74	79	81	54	60	78	71	67	85	2	724
Virtual	2021	8	23	24	39	39	47	50	55	64	68	0	417

## 10 Year Enrolment Projections

Grade	2022	2023	2024	2025	2026	2027	2028	2029	2030	2031
JK	80	80	79	78	78	78	78	78	78	78
K	78	76	77	76	75	75	75	75	75	75
1	71	74	73	73	72	72	71	71	71	71
2	66	66	69	67	68	66	66	66	66	65
3	68	65	63	67	65	65	63	63	63	63
4	60	64	62	60	64	62	62	60	60	60
5	51	58	61	60	58	62	60	60	58	58
6	78	54	61	65	63	61	64	63	63	61
7	73	79	55	63	66	64	62	66	64	64
8	75	76	82	57	66	69	67	65	69	66
Total	700	692	682	666	675	674	668	667	667	661



FCI 5 YEAR & EVENTS COSTS		FCI 10 YEAR & EVENTS COSTS	
30.18%	\$4,735,367	43.25%	\$6,787,133

# Lambton Kent District School Board

## School & Site Information Summary

**School:** Merlin Area Public School

**Address:** 21184 Erie Street North, Merlin, ON NOP 1W0

*Family of Schools: Blenheim District High School;  
John McGregor Secondary School;  
Tilbury District High School*



OTG (On the Ground) Ministry Rated Capacity:	302
Gross Floor Area (GFA):	2,512 m <sup>2</sup>
Site Acreage:	6.21 Hectares/15.344 Acres
Original Building Date/Additions:	1965/None
Grades:	JK-Grade 8
Programs:	Regular
Out of Area Students:	3



# Merlin Area Public School

## 5 Year Enrolment History

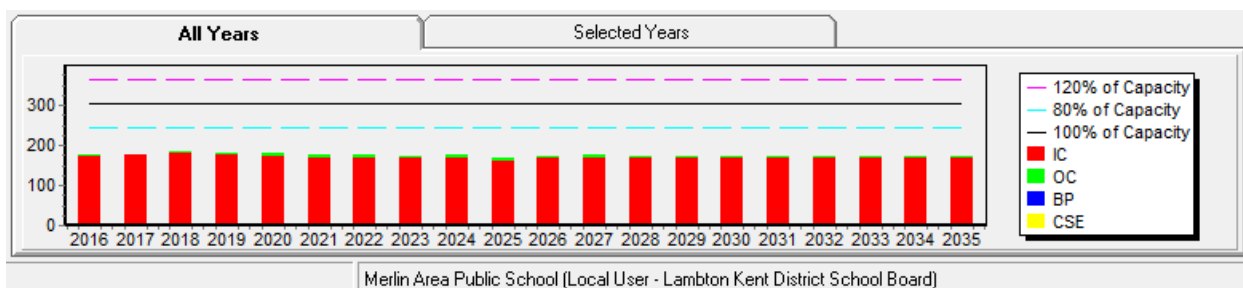
Grade	2016	2017	2018	2019	2020
JK	13	13	21	14	12
K	20	12	12	22	9
1	22	21	12	13	16
2	16	20	23	10	7
3	21	16	19	23	6
4	24	24	17	17	23
5	16	23	24	20	13
6	17	14	22	22	14
7	16	16	17	23	13
8	12	18	16	16	19
Total	177	177	183	180	132

## Current Enrolment – September 20, 2021

Year	JK	K	1	2	3	4	5	6	7	8	Total
2021	8	17	15	17	9	9	22	19	18	18	152

## 10 Year Enrolment Projections

Grade	2022	2023	2024	2025	2026	2027	2028	2029	2030	2031
JK	13	14	15	14	15	14	15	14	15	14
K	15	13	14	15	14	15	15	16	15	16
1	19	15	14	14	16	15	16	15	16	15
2	15	19	15	14	15	16	15	16	15	16
3	23	16	19	16	14	15	16	15	17	16
4	13	22	15	18	15	14	15	16	15	16
5	10	14	24	16	20	16	15	15	17	16
6	22	10	13	23	15	19	15	14	14	15
7	17	23	10	13	23	15	19	15	14	15
8	19	17	23	10	13	23	15	19	15	14
Total	166	163	162	153	160	162	156	155	153	153



Merlin Area Public School (Local User - Lambton Kent District School Board)

FCI 5 YEAR & EVENTS COSTS	FCI 10 YEAR & EVENTS COSTS
33.65%	40.08%
\$2,783,942	\$3,316,295

# Lambton Kent District School Board

## School & Site Information Summary

**School:** Mooretown-Courtright Public School

**Address:** 104 Moore Line, Mooretown, ON N0N 1M0

*Family of Schools: Great Lakes Secondary School*



OTG (On the Ground) Ministry Rated Capacity:	256
Gross Floor Area (GFA):	2,091 m <sup>2</sup>
Site Acreage:	4.26 Hectares/10.526 Acres
Original Building Date/Additions:	1963/1966,1968
Grades:	JK-Grade 8
Programs:	Regular
Out of Area Students:	0

# Mooretown-Courtright Public School

## 5 Year Enrolment History

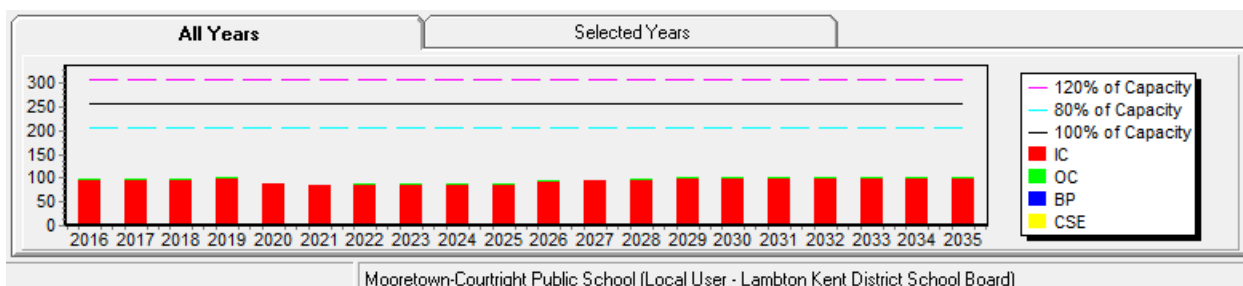
Grade	2016	2017	2018	2019	2020
JK	6	7	7	9	8
K	9	6	8	7	8
1	8	12	5	7	8
2	11	10	11	5	7
3	11	11	10	11	5
4	17	9	11	9	8
5	13	14	10	11	9
6	8	15	13	11	9
7	7	7	15	14	8
8	9	7	7	17	12
Total	99	98	97	101	82

## Current Enrolment – September 20, 2021

Year	JK	K	1	2	3	4	5	6	7	8	Total
2021	6	10	9	9	10	7	10	9	15	8	93

## 10 Year Enrolment Projections

Grade	2022	2023	2024	2025	2026	2027	2028	2029	2030	2031
JK	10	9	9	9	9	9	9	9	9	9
K	9	10	9	9	9	9	9	9	9	9
1	7	9	10	9	9	9	9	9	9	9
2	9	7	9	10	9	9	9	9	9	9
3	7	9	7	9	10	9	9	9	9	9
4	7	7	9	7	9	10	9	9	9	9
5	5	7	7	9	7	9	10	9	9	9
6	11	5	7	7	9	7	9	10	9	9
7	9	11	5	7	7	9	7	9	10	9
8	11	9	11	5	7	7	9	7	9	10
Total	85	83	83	81	85	87	89	89	91	91



FCI 5 YEAR & EVENTS COSTS		FCI 10 YEAR & EVENTS COSTS	
50.85%	\$3,425,992	64.54%	\$4,348,276

# Lambton Kent District School Board

## School & Site Information Summary

**School:** Naahii Ridge Public School

**Address:** 20473 Victoria Road, R.R. #3, Ridgetown, ON N0P 2C0

*Family of Schools: Ridgetown District High School*



OTG (On the Ground) Ministry Rated Capacity:	375
Gross Floor Area (GFA):	3,944 m <sup>2</sup>
Site Acreage:	7.78 Hectares/19.224 Acres
Original Building Date/Additions:	1966/2013
Grades:	JK-Grade 6
Programs:	Regular; Native Second Language
Out of Area Students:	1

# Naahii Ridge Public School

## 5 Year Enrolment History

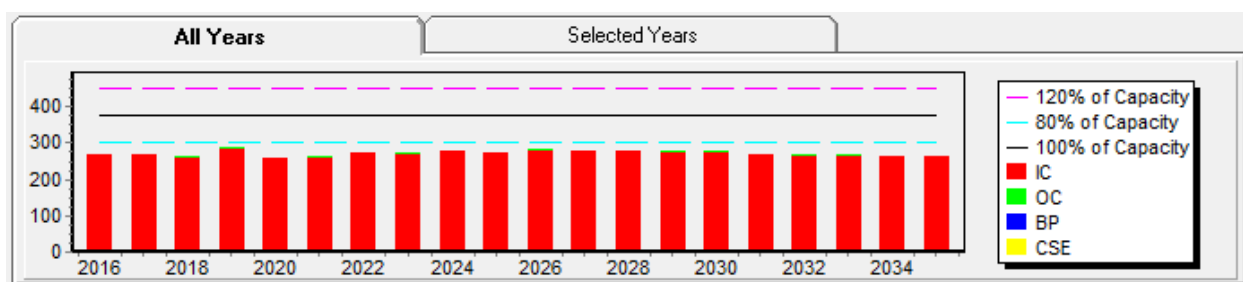
Grade	2016	2017	2018	2019	2020
JK	24	27	17	34	17
K	29	21	32	20	27
1	31	38	30	40	18
2	35	30	42	33	30
3	43	32	30	47	23
4	30	43	37	30	38
5	47	31	42	39	21
6	29	45	32	44	31
Total	268	267	262	287	205

## Current Enrolment – September 20, 2021

Year	JK	K	1	2	3	4	5	6	Total
2021	31	26	32	25	41	34	43	28	260

## 10 Year Enrolment Projections

Grade	2022	2023	2024	2025	2026	2027	2028	2029	2030	2031
JK	25	26	25	25	25	25	25	25	25	25
K	30	26	27	27	27	27	27	26	26	26
1	34	38	33	35	34	34	34	34	33	33
2	47	36	40	35	37	35	35	35	35	35
3	28	47	36	41	35	37	36	36	36	36
4	45	30	50	39	43	38	39	39	39	39
5	36	45	30	50	39	43	38	39	39	39
6	51	37	46	31	51	39	44	39	40	39
Total	296	285	287	283	291	278	278	273	273	272



Naahii Ridge Public School (Local User - Lambton Kent District School Board)

FCI 5 YEAR & EVENTS COSTS		FCI 10 YEAR & EVENTS COSTS	
43.35%	\$3,685,082	47.16%	\$4,009,132

# Lambton Kent District School Board

## School & Site Information Summary

**School:** P.E. McGibbon Public School

**Address:** 217 Russell Street, Sarnia, ON N7T 3L6

*Family of Schools: Great Lakes Secondary School*



OTG (On the Ground) Ministry Rated Capacity:	530
Gross Floor Area (GFA):	4,487 m <sup>2</sup>
Site Acreage:	1.42 Hectares/3.508 Acres
Original Building Date/Additions:	2010/None
Grades:	JK-Grade 8
Programs:	Regular
Out of Area Students:	32

# P.E. McGibbon Public School

## 5 Year Enrolment History

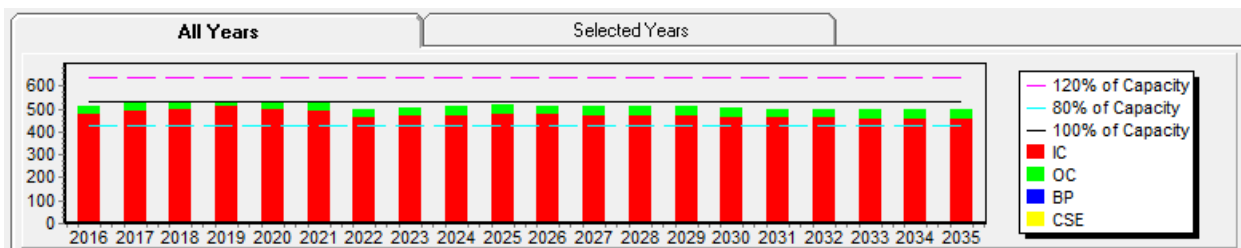
Grade	2016	2017	2018	2019	2020
JK	44	45	45	47	40
K	50	46	48	44	42
1	52	45	47	53	39
2	60	53	45	48	46
3	68	57	54	47	40
4	59	72	51	55	34
5	60	58	78	52	44
6	38	61	60	76	37
7	41	43	58	58	59
8	38	44	40	55	51
Total	510	524	526	535	432

## Current Enrolment – September 20, 2021

Year	JK	K	1	2	3	4	5	6	7	8	Total
2021	48	55	53	51	49	47	42	47	49	67	508

## 10 Year Enrolment Projections

Grade	2022	2023	2024	2025	2026	2027	2028	2029	2030	2031
JK	38	43	43	43	42	42	42	42	42	42
K	51	39	43	43	43	43	43	43	43	43
1	50	50	39	43	43	43	43	43	43	43
2	46	48	50	37	42	42	42	42	42	42
3	44	48	50	51	39	44	44	44	44	44
4	52	45	48	50	52	40	44	44	44	44
5	54	55	49	53	55	57	43	48	48	48
6	51	55	56	50	53	56	57	44	49	49
7	60	51	53	55	49	52	54	56	43	48
8	50	57	48	51	53	47	50	52	54	41
Total	496	491	479	476	471	466	462	458	452	444



P. E. McGibbon Public School (Local User - Lambton Kent District School Board)

FCI 5 YEAR & EVENTS COSTS		FCI 10 YEAR & EVENTS COSTS	
1.97%	\$239,695	18.20%	\$2,213,611

# Lambton Kent District School Board

## School & Site Information Summary

**School:** Plympton-Wyoming Public School

**Address:** 606 Thames Street, Wyoming, ON N0N 1T0

*Family of Schools: Lambton Central Collegiate & Vocational Institute*



OTG (On the Ground) Ministry Rated Capacity:	257
Gross Floor Area (GFA):	2,942 m <sup>2</sup>
Site Acreage:	2.43 Hectares/6.004 Acres
Original Building Date/Additions:	1965/1972,1976,2018
Grades:	Grade JK-8
Programs:	Regular; Alternative Learning & Lifeskills
Out of Area Students:	2



# Plympton-Wyoming Public School

## 5 Year Enrolment History

### History for South Plympton

### Wyoming

### Plympton-Wyoming

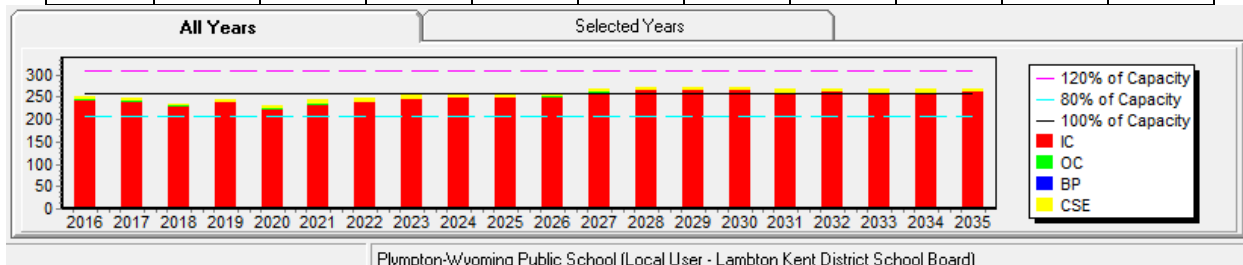
Grade	2016	2017	Grade	2016	2017	Grade	2018	2019	2020
JK	19	15	4	9	8	JK	17	26	20
K	28	21	5	25	22	K	21	21	25
1	22	29	6	30	25	1	22	19	20
2	25	23	7	33	27	2	30	23	14
3	23	24	8	18	32	3	22	29	21
4	11	14	ALLP	7	7	4	21	27	27
Total	128	126	Total	122	121	5	24	24	23
						6	22	23	21
						7	25	23	23
						8	25	23	17
						ALLP	5	7	8
						Total	234	245	219

## Current Enrolment – September 20, 2021

Year	JK	K	1	2	3	4	5	6	7	8	ALLP	Total
2021	27	22	26	23	16	25	27	25	22	24	8	245

## 10 Year Enrolment Projections

Grade	2022	2023	2024	2025	2026	2027	2028	2029	2030	2031
JK	22	23	23	23	23	23	24	24	24	24
K	29	27	28	28	28	28	28	29	29	29
1	29	30	28	29	29	29	29	29	29	29
2	31	30	30	28	29	29	29	29	29	29
3	21	31	29	29	27	28	28	28	28	28
4	19	22	31	29	29	27	28	28	28	28
5	25	21	24	34	32	32	30	31	31	31
6	30	24	21	23	32	31	31	29	30	30
7	28	32	25	21	24	33	32	32	30	30
8	23	28	32	25	21	24	33	31	32	29
ALLP	7	7	7	7	7	7	7	7	7	7
Total	264	275	278	276	281	291	299	297	297	294



Plympton-Wyoming Public School (Local User - Lambton Kent District School Board)

FCI 5 YEAR & EVENTS COSTS	FCI 10 YEAR & EVENTS COSTS
5.19%	\$838,448
\$377,472	11.52%

# Lambton Kent District School Board

## School & Site Information Summary

**School:** Queen Elizabeth II Public School - Chatham  
**Address:** 79 Eugenie Street, Chatham, ON N7M 3Y9

*Family of Schools: John McGregor Secondary School*



OTG (On the Ground) Ministry Rated Capacity:	442
Gross Floor Area (GFA):	3,961 m <sup>2</sup>
Site Acreage:	3.54 Hectares/8.747 Acres
Original Building Date/Renovations:	1952/1954,1959,1967,1993,2002
Grades:	JK-Grade 8
Programs:	Regular
Out of Area Students:	14

# Queen Elizabeth II Public School - Chatham

## 5 Year Enrolment History

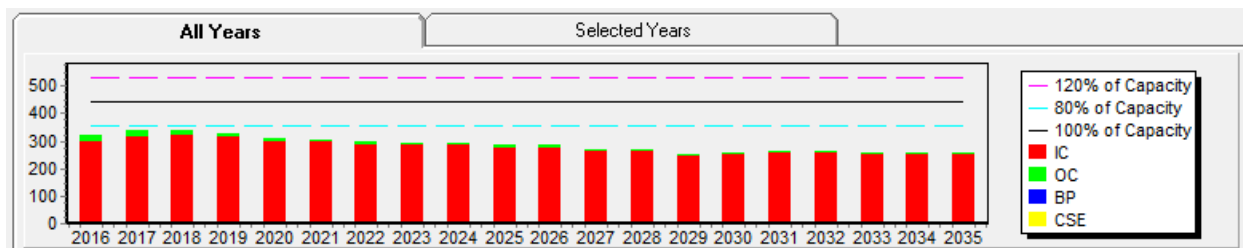
Grade	2016	2017	2018	2019	2020
JK	33	31	29	35	15
K	35	34	34	27	29
1	27	33	34	35	22
2	31	31	32	35	32
3	32	38	31	33	21
4	26	35	42	32	30
5	35	30	39	34	22
6	34	37	30	35	22
7	35	37	31	31	24
8	30	33	38	29	27
Total	318	339	340	326	244

## Current Enrolment – September 20, 2021

Year	JK	K	1	2	3	4	5	6	7	8	Total
2021	25	20	36	28	35	26	32	22	32	30	286

## 10 Year Enrolment Projections

Grade	2022	2023	2024	2025	2026	2027	2028	2029	2030	2031
JK	24	23	24	24	25	24	25	24	25	24
K	22	24	23	24	24	25	24	25	24	25
1	28	22	24	23	24	23	24	23	24	23
2	39	30	24	27	26	27	26	27	26	27
3	31	39	30	24	27	26	27	26	27	26
4	40	31	39	31	24	28	27	28	27	28
5	34	38	30	38	30	23	26	25	26	25
6	31	33	37	29	37	29	23	25	24	25
7	29	30	32	36	28	36	28	22	25	24
8	32	29	30	32	35	28	35	28	22	25
Total	310	299	293	288	280	269	265	253	250	252



Queen Elizabeth II Public School - Chatham (Local User - Lambton Kent District School Board)

FCI 5 YEAR & EVENTS COSTS		FCI 10 YEAR & EVENTS COSTS	
20.81%	\$2,190,193	59.53%	\$6,264,305

# Lambton Kent District School Board

## School & Site Information Summary

**School:** Queen Elizabeth II Public School - Petrolia

**Address:** 4079 Maple Street, Petrolia, ON N0N 1R0

**Family of Schools:** *Lambton Central Collegiate & Vocational Institute*



OTG (On the Ground) Ministry Rated Capacity:	397
Gross Floor Area (GFA):	3,554 m <sup>2</sup>
Site Acreage:	2.94 Hectares/7.264 Acres
Original Building Date/Additions:	1953/1961,1965,1971,1995,2014
Grades:	JK-Grade 8
Programs:	Regular
Out of Area Students:	2

# Queen Elizabeth II Public School - Petrolia

## 5 Year Enrolment History

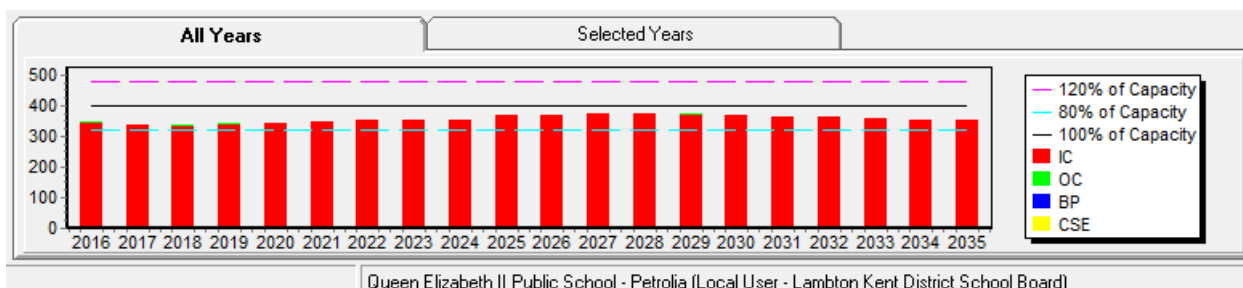
Grade	2016	2017	2018	2019	2020
JK	31	31	34	38	31
K	24	31	32	33	33
1	32	23	35	35	31
2	34	33	24	34	26
3	29	35	35	23	27
4	42	29	38	35	21
5	34	43	31	39	33
6	35	36	39	30	34
7	45	32	34	39	32
8	40	45	34	34	34
Total	346	338	336	340	302

## Current Enrolment – September 20, 2021

Year	JK	K	1	2	3	4	5	6	7	8	Total
2021	35	34	40	33	28	33	24	33	41	39	340

## 10 Year Enrolment Projections

Grade	2022	2023	2024	2025	2026	2027	2028	2029	2030	2031
JK	38	38	37	36	35	34	34	34	34	34
K	40	39	38	38	36	36	34	35	34	35
1	45	42	41	39	39	37	37	36	36	35
2	42	46	43	41	40	40	37	38	36	37
3	35	40	44	41	40	39	39	37	37	35
4	37	36	42	46	43	41	40	40	38	38
5	36	38	37	43	46	43	42	40	40	38
6	23	34	36	34	40	44	40	39	38	38
7	32	22	33	35	33	39	42	39	38	37
8	38	34	23	35	36	35	40	44	41	40
Total	366	369	374	388	388	388	385	382	372	367



FCI 5 YEAR & EVENTS COSTS		FCI 10 YEAR & EVENTS COSTS	
10.17%	\$998,828	34.88%	\$3,424,057

# Lambton Kent District School Board

## School & Site Information Summary

**School:** Queen Elizabeth II Public School - Sarnia

**Address:** 60 Aberdeen Street, Sarnia, ON N7S 2N8

**Family of Schools:** *Great Lakes Secondary School*



OTG (On the Ground) Ministry Rated Capacity:	475
Gross Floor Area (GFA):	3,128 m <sup>2</sup>
Site Acreage:	3.89 Hectares/9.612 Acres
Original Building Date:	1953/1956,1957,1958,1962,1970
Grades:	JK-Grade 8
Programs:	Regular; Native Second Language
Out of Area Students:	19

# Queen Elizabeth II Public School - Sarnia

## 5 Year Enrolment History

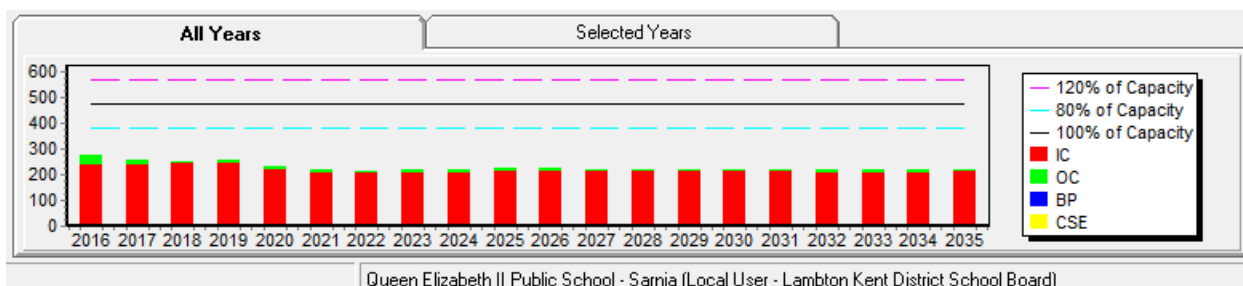
Grade	2016	2017	2018	2019	2020
JK	20	20	19	28	17
K	21	23	26	22	22
1	21	20	22	26	15
2	25	19	22	26	20
3	31	23	20	23	18
4	32	31	25	24	17
5	29	34	25	26	18
6	35	28	36	28	17
7	32	34	22	35	25
8	28	25	36	19	24
Total	274	257	253	257	193

## Current Enrolment – September 20, 2021

Year	JK	K	1	2	3	4	5	6	7	8	Total
2021	27	27	25	22	30	24	23	22	19	29	248

## 10 Year Enrolment Projections

Grade	2022	2023	2024	2025	2026	2027	2028	2029	2030	2031
JK	18	21	21	22	21	22	21	22	21	22
K	19	21	24	23	24	23	24	24	25	24
1	20	19	21	23	23	24	23	24	23	24
2	32	21	20	21	24	23	24	23	24	24
3	26	35	23	21	22	25	25	26	25	26
4	32	29	38	24	22	24	27	27	28	27
5	30	31	28	36	24	22	23	26	26	27
6	26	31	32	28	37	24	22	24	27	26
7	22	24	29	30	26	35	23	21	22	25
8	24	21	22	28	28	25	33	21	20	21
Total	249	253	258	256	251	247	245	238	241	246



Queen Elizabeth II Public School - Sarnia (Local User - Lambton Kent District School Board)

FCI 5 YEAR & EVENTS COSTS		FCI 10 YEAR & EVENTS COSTS	
44.63%	\$4,778,730	48.62%	\$5,206,175

# Lambton Kent District School Board

## School & Site Information Summary

**School:** Ridgetown District High School-Grade 7&8

**Address:** 9 Harold Street North, Ridgetown, ON N0P 2C0

*Family of Schools: Ridgetown District High School*



OTG (On the Ground) Ministry Rated Capacity:	92
Gross Floor Area (GFA):	8,710 m <sup>2</sup>
Site Acreage:	3.04 Hectares/7.511 Acres
Original Building Date/Additions:	1953/1962,1971
Grades:	Grade 7-8
Programs:	Regular; Native Second Language
Out of Area Students:	0



# Ridgetown District High School-Grade 7&8

## 5 Year Enrolment History

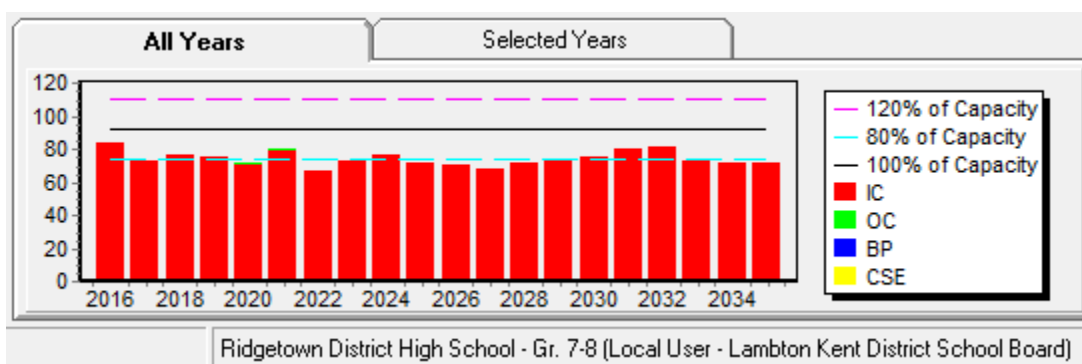
Grade	2016	2017	2018	2019	2020
7	41	28	50	33	33
8	43	45	27	42	24
Total	84	73	77	75	57

## Current Enrolment – September 20, 2021

Year	7	8	Total
2021	41	34	75

## 10 Year Enrolment Projections

Grade	2022	2023	2024	2025	2026	2027	2028	2029	2030	2031
7	33	51	38	46	32	51	40	45	40	41
8	40	32	50	37	45	31	49	39	43	39
Total	73	83	88	83	77	82	89	84	83	80



FCI 5 YEAR & EVENTS COSTS		FCI 10 YEAR & EVENTS COSTS	
72.77%	\$12,609,953	104.36%	\$18,083,468

# Lambton Kent District School Board

## School & Site Information Summary

**School:** Riverview Central School

**Address:** 3926 St. Clair Parkway, Port Lambton, ON N0P 2B0

**Family of Schools:** *Wallaceburg District Secondary School*



OTG (On the Ground) Ministry Rated Capacity:	268
Gross Floor Area (GFA):	2,379 m <sup>2</sup>
Site Acreage:	3.48 Hectares/8.599 Acres
Original Building Date/Additions:	1964/1966,1967,2006
Grades:	JK-Grade 8
Programs:	Regular
Out of Area Students:	14

# Riverview Central School

## 5 Year Enrolment History

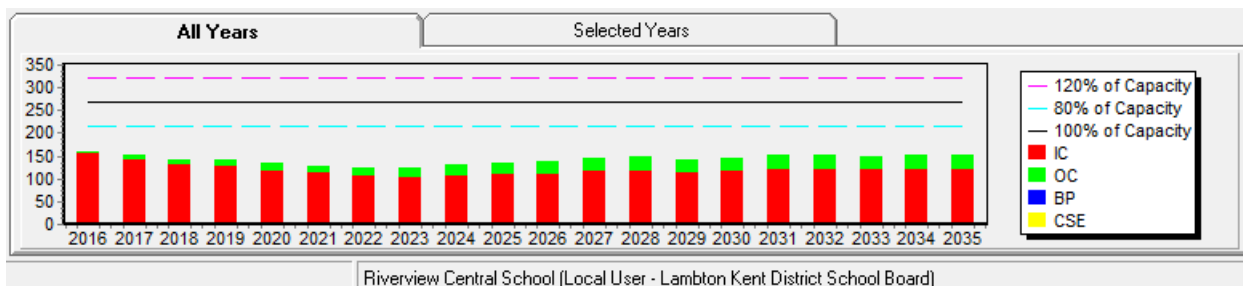
Grade	2016	2017	2018	2019	2020
JK	11	11	11	21	9
K	11	12	11	9	16
1	9	10	12	12	8
2	19	8	10	10	9
3	20	20	9	10	9
4	17	20	20	10	11
5	15	17	20	19	10
6	18	16	17	20	19
7	24	16	16	15	17
8	14	23	16	15	15
Total	158	153	142	141	123

## Current Enrolment – September 20, 2021

Year	JK	K	1	2	3	4	5	6	7	8	Total
2021	15	13	21	9	11	9	10	11	17	20	136

## 10 Year Enrolment Projections

Grade	2022	2023	2024	2025	2026	2027	2028	2029	2030	2031
JK	14	14	14	14	14	14	14	14	14	14
K	10	13	13	13	13	13	13	13	13	13
1	17	10	13	14	14	14	14	14	14	14
2	19	16	10	12	12	12	12	12	12	12
3	10	20	17	11	14	14	14	14	14	14
4	12	9	19	16	10	12	12	12	12	12
5	11	12	9	19	16	10	12	13	13	13
6	9	11	12	9	19	16	10	12	13	13
7	8	7	8	10	8	16	13	9	11	11
8	16	8	7	9	11	8	17	14	9	11
Total	126	120	122	127	131	129	131	127	125	127



Riverview Central School (Local User - Lambton Kent District School Board)

FCI 5 YEAR & EVENTS COSTS		FCI 10 YEAR & EVENTS COSTS	
38.97%	\$3,353,249	45.37%	\$3,904,074

# Lambton Kent District School Board

## School & Site Information Summary

**School:** Rosedale Public School

**Address:** 1018 Indian Road North, Sarnia, ON N7V 4C5

**Family of Schools:** *Northern Collegiate Institute & Vocational School*



OTG (On the Ground) Ministry Rated Capacity:	492
Gross Floor Area (GFA):	3,581 m <sup>2</sup>
Site Acreage:	3.28 Hectares/8.104 Acres
Original Building Date/Additions:	1954/1963,1964,1971,2011
Grades:	JK-Grade 8
Programs:	Regular
Out of Area Students:	20

# Rosedale Public School

## 5 Year Enrolment History

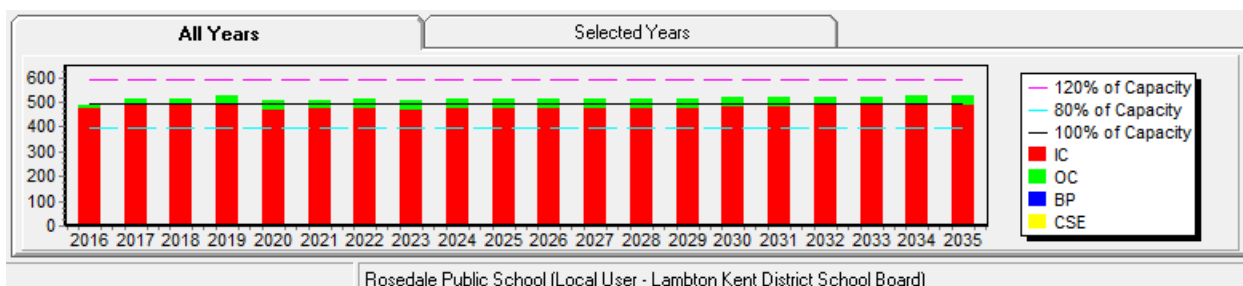
Grade	2016	2017	2018	2019	2020
JK	49	43	49	49	40
K	51	46	47	49	48
1	40	57	47	50	43
2	48	46	56	50	48
3	46	50	45	54	45
4	45	50	52	47	56
5	49	54	50	57	43
6	53	54	55	52	50
7	57	56	59	55	49
8	48	59	55	60	41
Total	486	515	515	523	463

## Current Enrolment – September 20, 2021

Year	JK	K	1	2	3	4	5	6	7	8	Total
2021	44	45	51	42	52	47	61	48	56	58	504

## 10 Year Enrolment Projections

Grade	2022	2023	2024	2025	2026	2027	2028	2029	2030	2031
JK	49	48	48	48	48	48	48	48	48	48
K	48	50	49	49	49	49	49	49	49	49
1	55	49	51	51	51	51	51	51	51	51
2	54	57	51	54	53	53	53	53	53	53
3	54	54	57	52	54	53	53	53	53	53
4	56	57	58	61	56	58	57	57	57	57
5	58	60	61	61	64	59	61	60	60	60
6	62	58	60	61	62	65	59	62	61	61
7	54	66	62	64	65	65	68	63	65	64
8	60	52	64	60	61	62	63	66	61	63
Total	550	551	561	561	563	563	562	562	558	559



Rosedale Public School (Local User - Lambton Kent District School Board)

FCI 5 YEAR & EVENTS COSTS		FCI 10 YEAR & EVENTS COSTS	
30.28%	\$3,293,791	45.37%	\$3,904,074

# Lambton Kent District School Board

## School & Site Information Summary

**School:** Sir John Moore Community School

**Address:** 274 St. Clair Blvd., Corunna, ON N0N 1G0

*Family of Schools: Great Lakes Secondary School;  
Lambton Central Collegiate & Vocational Institute (French  
Immersion)*



OTG (On the Ground) Ministry Rated Capacity:	472
Gross Floor Area (GFA):	4,628 m <sup>2</sup>
Site Acreage:	3.44 Hectares/8.500 Acres
Original Building Date/Additions:	1999/2014
Grades:	JK-Grade 8
Programs:	Regular; French Immersion; Indigenous Language
Out of Area Students:	35

# Sir John Moore Community School

## 5 Year Enrolment History

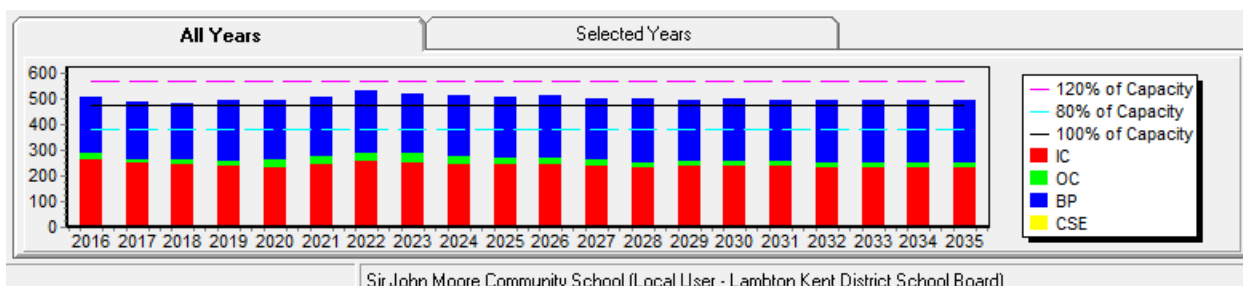
Grade	2016	2017	2018	2019	2020
JK	46	43	45	42	36
K	58	46	47	42	45
1	55	62	47	62	47
2	57	54	58	51	54
3	42	56	52	56	46
4	44	40	55	55	51
5	57	39	40	53	51
6	44	56	35	40	51
7	50	44	56	37	35
8	53	48	44	55	37
Total	506	488	479	493	453

## Current Enrolment – September 20, 2021

Year	JK	K	1	2	3	4	5	6	7	8	Total
2021	35	34	38	58	59	46	58	56	50	38	472

## 10 Year Enrolment Projections

Grade	2022	2023	2024	2025	2026	2027	2028	2029	2030	2031
JK	45	45	46	45	45	44	43	43	43	43
K	47	47	48	48	47	47	47	45	45	45
1	50	53	53	54	55	54	54	53	52	52
2	51	50	54	54	55	56	55	55	54	53
3	47	49	49	53	53	54	55	54	54	53
4	62	47	50	49	53	53	55	55	54	54
5	49	60	45	48	47	51	51	52	53	52
6	53	48	58	44	46	46	50	50	51	51
7	52	53	48	58	44	46	46	50	50	51
8	50	52	52	46	57	42	45	44	48	48
Total	506	504	503	499	502	493	501	501	504	502



FCI 5 YEAR & EVENTS COSTS		FCI 10 YEAR & EVENTS COSTS	
17.01%	\$1,870,230	69.37%	\$7,625,676

# Lambton Kent District School Board

## School & Site Information Summary

**School:** Tecumseh Public School

**Address:** 287 McNaughton Avenue West, Chatham, ON N7L 1R8

*Family of Schools: Chatham Kent Secondary School*



OTG (On the Ground) Ministry Rated Capacity:	559
Gross Floor Area (GFA):	5,945 m <sup>2</sup>
Site Acreage:	7.35 Hectares/18.161 Acres
Original Building Date/Additions:	1956/1960,1964,1974,2015
Grades:	JK-Grade 8
Programs:	Regular; Alternative Learning & Lifeskills
Out of Area Students:	7



# Tecumseh Public School

## 5 Year Enrolment History

*John N. Given*

*Tecumseh*

*History for Tecumseh*

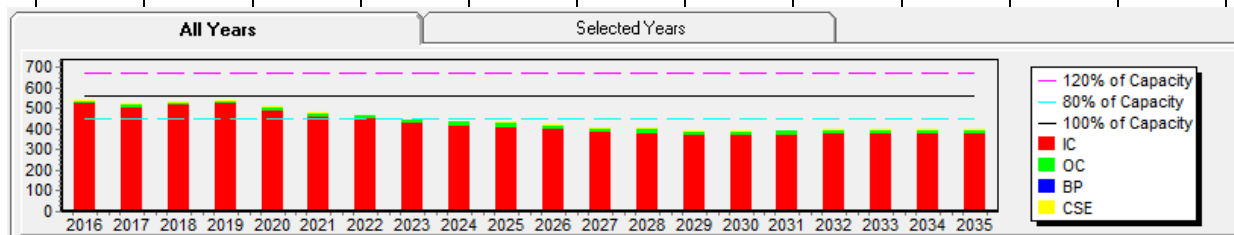
Grade	2016	2017	Grade	2016	2017	Grade	2018	2019	2020
JK	17	17	JK	36	36	JK	45	55	27
K	19	15	K	30	41	K	61	47	45
1	14	17	1	33	29	1	50	57	38
2	22	13	2	33	36	2	48	50	36
3	19	20	3	27	35	3	49	44	35
4	21	16	4	42	28	4	54	48	29
5	20	18	5	31	44	5	45	61	34
6	16	18	6	36	33	6	62	46	42
7	52	17	7	29	38	7	57	63	45
8	52	21	8	47	28	8	55	63	50
ALLP	0	0	ALLP	5	5	ALLP	5	5	5
TOTAL	252	172	TOTAL	349	353	TOTAL	531	539	386

## Current Enrolment – September 20, 2021

Year	JK	K	1	2	3	4	5	6	7	8	ALLP	Total
2021	39	47	46	48	52	49	42	43	55	54	6	481

## 10 Year Enrolment Projections

Grade	2022	2023	2024	2025	2026	2027	2028	2029	2030	2031
JK	44	45	44	45	44	45	44	45	44	45
K	43	44	45	44	45	44	45	45	46	45
1	51	42	44	45	44	45	44	45	45	46
2	55	51	42	44	45	44	45	44	45	44
3	46	55	50	41	43	44	43	44	43	44
4	55	45	54	50	41	43	44	43	44	43
5	49	55	45	53	49	40	42	43	42	43
6	42	48	54	44	53	49	39	41	42	41
7	45	42	47	53	43	52	48	39	41	42
8	58	45	41	47	52	43	51	47	38	40
ALLP	5	5	5	5	5	5	5	5	5	5
Total	493	477	471	471	464	454	450	441	435	438



Tecumseh Public School (Local User - Lambton Kent District School Board)

FCI 5 YEAR & EVENTS COSTS	FCI 10 YEAR & EVENTS COSTS
6.59%	33.22%
\$806,967	\$4,067,062

# Lambton Kent District School Board

## School & Site Information Summary

**School:** Thamesville Area Central School

**Address:** 30 Mary Street, Thamesville, ON N0P 2K0

*Family of Schools: Lambton Kent Composite School*



OTG (On the Ground) Ministry Rated Capacity:	199
Gross Floor Area (GFA):	1,737 m <sup>2</sup>
Site Acreage:	3.44 Hectares/8.500 Acres
Original Building Date/Additions:	1949/1966
Grades:	JK-Grade 8
Programs:	Regular
Out of Area Students:	24

# Thamesville Area Central School

## 5 Year Enrolment History

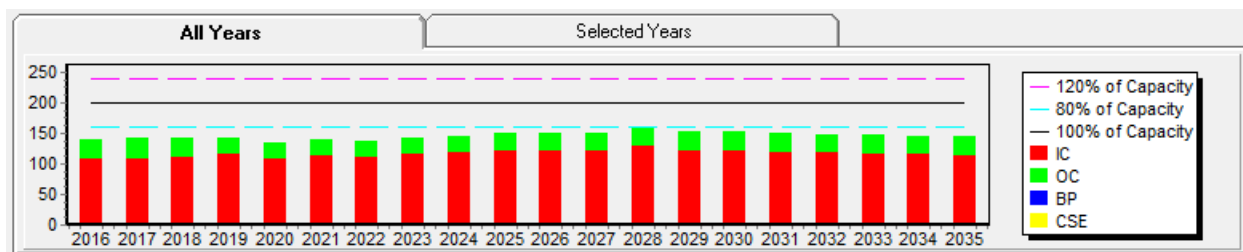
Grade	2016	2017	2018	2019	2020
JK	14	17	5	19	13
K	9	16	17	6	15
1	12	8	18	17	7
2	11	13	6	17	16
3	19	13	14	9	15
4	15	19	14	14	8
5	17	14	19	14	13
6	12	15	16	17	9
7	15	12	17	13	14
8	15	14	15	15	12
Total	139	141	141	141	122

## Current Enrolment – September 20, 2021

Year	JK	K	1	2	3	4	5	6	7	8	Total
2021	21	17	16	7	16	17	12	13	12	15	146

## 10 Year Enrolment Projections

Grade	2022	2023	2024	2025	2026	2027	2028	2029	2030	2031
JK	13	15	15	15	15	15	15	15	15	15
K	16	14	16	16	16	15	15	15	15	15
1	16	18	16	17	17	17	17	17	17	17
2	20	14	16	14	15	15	15	15	15	15
3	7	22	16	18	16	17	17	17	17	17
4	17	7	22	16	18	16	17	17	17	17
5	18	16	6	21	15	17	15	17	16	16
6	8	18	16	6	20	15	17	14	16	16
7	13	7	17	15	6	19	15	16	14	15
8	14	13	7	17	15	6	20	15	16	14
Total	142	144	147	155	153	152	163	158	158	157



Thamesville Area Central Public School (Local User - Lambton Kent District School Board)

FCI 5 YEAR & EVENTS COSTS		FCI 10 YEAR & EVENTS COSTS	
26.83%	\$1,680,395	48.95%	\$3,065,377

# Lambton Kent District School Board

## School & Site Information Summary

**School:** Tilbury Area Public School

**Address:** 5 Mable Street, Tilbury, ON N0P 2L0

*Family of Schools: Tilbury District High School*



OTG (On the Ground) Ministry Rated Capacity:	470
Gross Floor Area (GFA):	3,822 m <sup>2</sup>
Site Acreage:	1.87 Hectares/4.620 Acres
Original Building Date/Additions:	1951/1956,1966,1985,2010
Grades:	JK-Grade 8
Programs:	Regular; Alternative Learning & Lifeskills
Out of Area Students:	4

# Tilbury Area Public School

## 5 Year Enrolment History

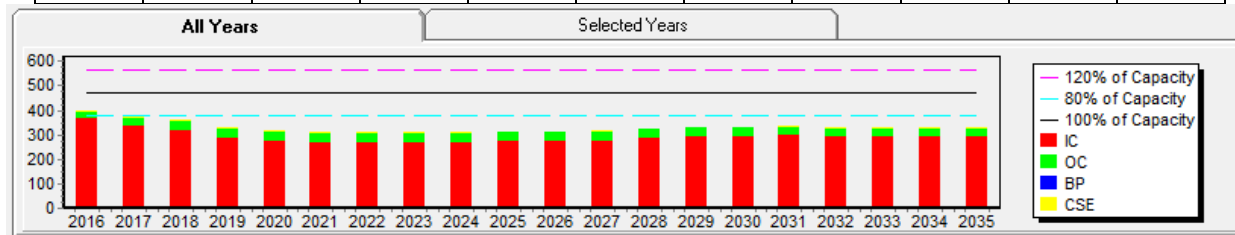
Grade	2016	2017	2018	2019	2020
JK	31	29	28	24	24
K	25	36	34	27	17
1	34	26	38	31	14
2	30	32	28	33	24
3	41	34	32	32	32
4	48	41	37	34	22
5	30	49	40	28	30
6	38	30	47	40	25
7	55	38	32	44	32
8	59	53	38	31	36
ALLP	5	6	6	4	5
Total	396	374	360	328	261

## Current Enrolment – September 20, 2021

Year	JK	K	1	2	3	4	5	6	7	8	ALLP	Total
2021	22	39	24	20	29	31	24	33	31	35	3	291

## 10 Year Enrolment Projections

Grade	2022	2023	2024	2025	2026	2027	2028	2029	2030	2031
JK	29	29	29	29	29	29	29	29	29	29
K	27	31	31	31	31	31	31	31	31	31
1	29	25	29	29	29	29	29	29	29	29
2	23	27	24	27	27	28	28	28	28	27
3	24	23	27	24	28	28	28	28	28	28
4	32	26	25	30	26	30	30	30	30	30
5	34	30	24	23	27	24	27	27	28	28
6	31	33	30	24	22	27	24	27	27	27
7	31	31	33	29	24	22	27	23	27	27
8	28	32	31	34	30	24	23	27	24	28
ALLP	4	4	4	4	4	4	4	4	4	4
Total	292	291	287	284	277	276	280	283	285	288



Tilbury Area Public School (Local User - Lambton Kent District School Board)

FCI 5 YEAR & EVENTS COSTS		FCI 10 YEAR & EVENTS COSTS	
23.30%	\$2,607,460	35.00%	\$3,916,316

# Lambton Kent District School Board

## School & Site Information Summary

**School:** Victor Lauriston Public School

**Address:** 44 Alexandra Avenue, Chatham, ON N7M 1Y1

*Family of Schools: John McGregor Secondary School*



OTG (On the Ground) Ministry Rated Capacity:	533
Gross Floor Area (GFA):	3,852 m <sup>2</sup>
Site Acreage:	3.72 Hectares/9.192 Acres
Original Building Date/Additions:	1948/1949,1954,1981,1982,1992
Grades:	JK-Grade 8
Programs:	Regular
Out of Area Students:	14

# Victor Lauriston Public School

## 5 Year Enrolment History

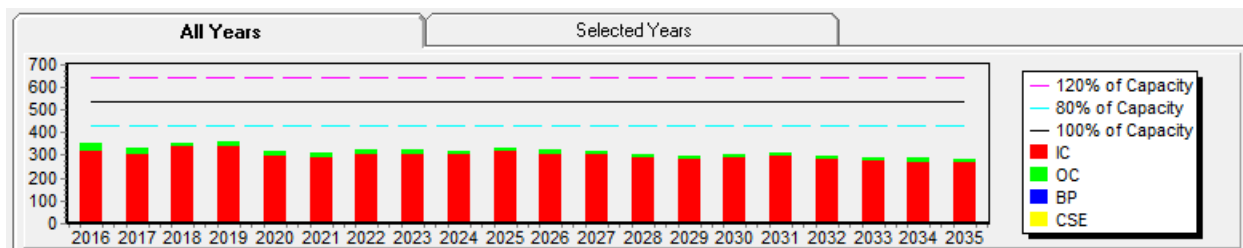
Grade	2016	2017	2018	2019	2020
JK	32	28	40	29	16
K	24	36	30	46	23
1	32	21	33	32	35
2	38	33	20	38	28
3	46	34	40	21	30
4	32	42	36	36	14
5	46	32	38	36	29
6	26	45	34	38	27
7	37	25	52	32	31
8	39	38	30	49	28
Total	352	334	353	357	261

## Current Enrolment – September 20, 2021

Year	JK	K	1	2	3	4	5	6	7	8	Total
2021	26	30	27	48	30	33	21	31	35	38	319

## 10 Year Enrolment Projections

Grade	2022	2023	2024	2025	2026	2027	2028	2029	2030	2031
JK	31	28	27	28	28	27	27	27	27	27
K	31	34	31	30	31	30	30	30	30	30
1	28	31	33	31	30	30	30	30	30	30
2	33	29	31	34	31	30	31	31	31	31
3	47	33	29	31	34	31	30	31	31	31
4	33	46	33	28	31	34	31	30	31	30
5	37	32	46	31	27	29	32	29	28	29
6	21	37	33	46	32	27	30	32	30	29
7	36	21	38	33	45	32	27	30	32	30
8	37	36	21	38	32	45	32	27	30	32
Total	334	327	322	330	321	315	300	297	300	299



Victor Lauriston Public School (Local User - Lambton Kent District School Board)

FCI 5 YEAR & EVENTS COSTS		FCI 10 YEAR & EVENTS COSTS	
27.37%	\$3,149,536	53.29%	\$6,131,373

# Lambton Kent District School Board

## School & Site Information Summary

**School:** Wallaceburg District Secondary School-Grade 7&8

**Address:** 920 Elgin Street, Wallaceburg, ON N8A 3E1

*Family of Schools: Wallaceburg District Secondary School*



OTG (On the Ground) Ministry Rated Capacity:	161
Gross Floor Area (GFA):	17,606 m <sup>2</sup>
Site Acreage:	4.55 Hectares/11.243 Acres
Original Building Date/Additions:	1948/1954,1958,1962,1965,1970,1972,2001
Grades:	Grade 7-8
Programs:	Regular; Native Second Language; Alternative Learning & Lifeskills
Out of Area Students:	5



# Wallaceburg District Secondary School-Grade 7&8

## 5 Year Enrolment History

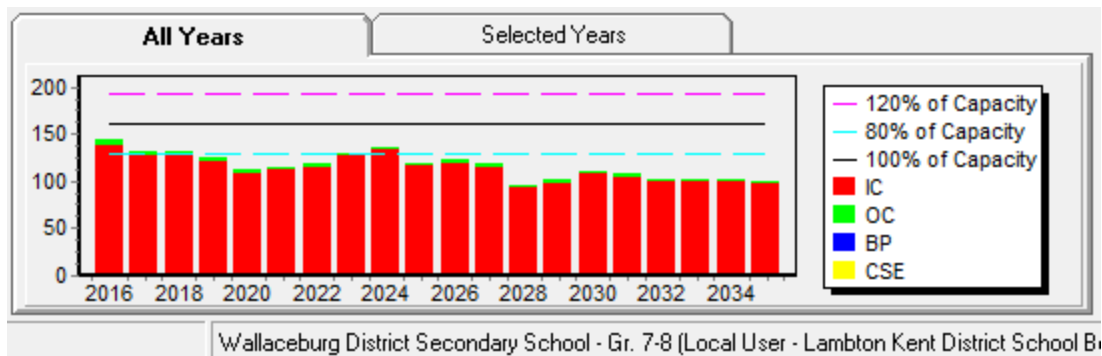
Grade	2016	2017	2018	2019	2020
7	63	66	64	58	43
8	77	65	67	67	41
ALLP	4	0	0	0	1
Total	144	131	131	125	85

## Current Enrolment – September 20, 2021

Year	7	8	ALLP	Total
2021	49	52	4	105

## 10 Year Enrolment Projections

Grade	2022	2023	2024	2025	2026	2027	2028	2029	2030	2031
7	59	75	64	58	67	57	60	58	58	56
8	64	60	77	65	59	68	58	61	59	59
Total	123	135	141	123	126	125	118	119	117	115



FCI 5 YEAR & EVENTS COSTS		FCI 10 YEAR & EVENTS COSTS	
31.47%	\$11,771,267	49.57%	\$18,541,360

# Lambton Kent District School Board

## School & Site Information Summary

**School:** Wheatley Area Public School

**Address:** 226 Erie Street North, Wheatley, ON N0P 2P0

*Family of Schools: Tilbury District High School*



OTG (On the Ground) Ministry Rated Capacity:	337
Gross Floor Area (GFA):	3,077 m <sup>2</sup>
Site Acreage:	3.92 Hectares/9.686 Acres
Original Building Date/Additions:	1972/None
Grades:	JK-Grade 8
Programs:	Regular
Out of Area Students:	6

# Wheatley Area Public School

## 5 Year Enrolment History

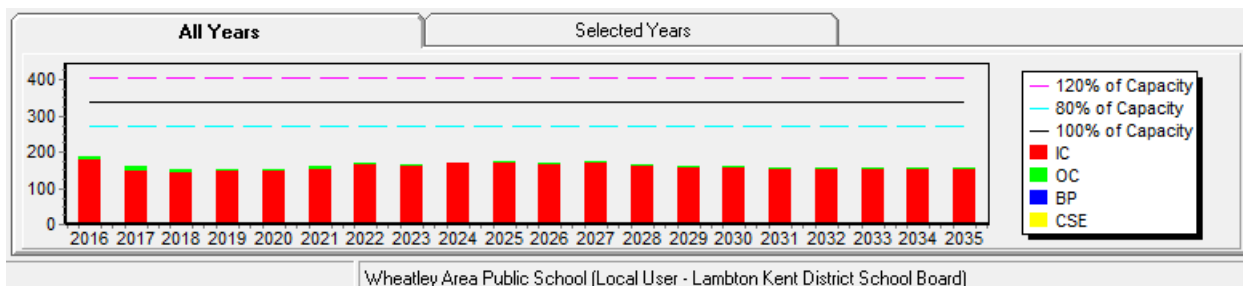
Grade	2016	2017	2018	2019	2020
JK	21	11	21	18	12
K	17	20	10	22	19
1	16	19	19	10	18
2	18	14	15	19	9
3	14	14	11	16	13
4	23	11	17	12	12
5	13	20	11	17	9
6	16	13	21	8	13
7	22	15	13	17	7
8	25	22	15	12	11
Total	185	159	153	151	123

## Current Enrolment – September 20, 2021

Year	JK	K	1	2	3	4	5	6	7	8	Total
2021	27	18	20	20	10	20	13	11	14	10	163

## 10 Year Enrolment Projections

Grade	2022	2023	2024	2025	2026	2027	2028	2029	2030	2031
JK	21	18	19	18	19	18	19	18	19	18
K	24	20	18	19	18	19	18	19	18	19
1	19	23	20	18	18	17	18	17	18	17
2	15	16	20	17	15	16	15	16	15	16
3	20	15	16	21	17	15	16	15	16	15
4	8	20	15	17	21	18	16	17	15	16
5	21	8	20	15	17	21	18	16	17	15
6	16	20	7	20	14	16	20	17	15	16
7	9	14	17	5	17	11	14	16	14	13
8	14	9	14	18	5	17	11	14	17	14
Total	167	163	166	168	161	168	165	165	164	159



FCI 5 YEAR & EVENTS COSTS		FCI 10 YEAR & EVENTS COSTS	
15.97%	\$1,518,728	30.52%	\$2,903,699

# Lambton Kent District School Board

## School & Site Information Summary

**School:** Winston Churchill Public School

**Address:** 30 Crystal Drive, Chatham, ON N7M 3C7

*Family of Schools: John McGregor Secondary School*



OTG (On the Ground) Ministry Rated Capacity:	374
Gross Floor Area (GFA):	3,161 m <sup>2</sup>
Site Acreage:	3.9 Hectares/9.636 Acres
Original Building Date/Additions:	1949/1976,1981,1990,2006
Grades:	JK-Grade 8
Programs:	Regular; Alternative Learning & Lifeskills
Out of Area Students:	13

# Winston Churchill Public School

## 5 Year Enrolment History

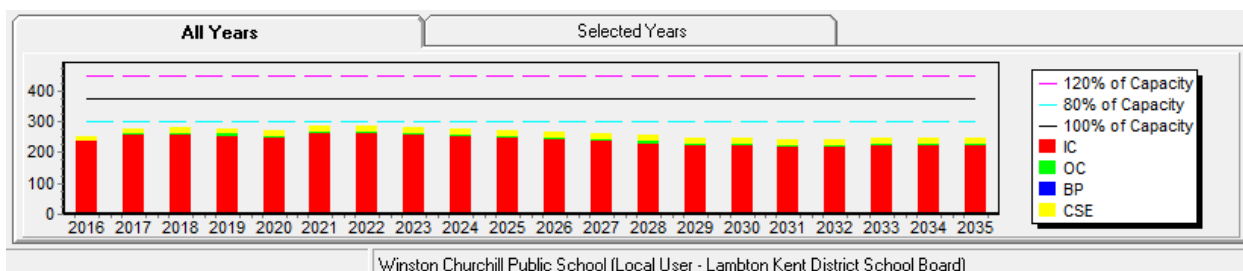
Grade	2016	2017	2018	2019	2020
JK	24	24	31	25	17
K	24	21	24	28	21
1	35	29	23	22	22
2	16	31	30	21	16
3	16	23	26	31	21
4	23	24	26	25	22
5	25	29	27	27	18
6	25	25	27	27	18
7	29	25	25	27	22
8	22	32	25	28	18
ALLP	11	11	18	17	20
Total	250	274	282	278	215

## Current Enrolment – September 20, 2021

Year	JK	K	1	2	3	4	5	6	7	8	ALLP	Total
2021	24	22	27	30	31	26	36	24	21	24	21	286

## 10 Year Enrolment Projections

Grade	2022	2023	2024	2025	2026	2027	2028	2029	2030	2031
JK	25	24	24	23	23	23	23	23	23	23
K	23	24	23	22	23	22	23	21	22	21
1	21	24	25	24	23	24	23	24	22	23
2	23	19	22	23	22	21	22	21	22	20
3	27	24	20	23	23	23	22	22	21	22
4	21	27	24	20	23	24	23	22	22	21
5	25	23	29	26	22	25	26	25	24	24
6	33	24	22	28	25	21	24	25	24	23
7	26	33	24	22	28	25	21	24	25	24
8	28	28	36	26	24	30	27	23	26	27
ALLP	17	17	17	17	17	17	17	17	17	17
Total	269	267	266	254	253	255	251	247	248	245



FCI 5 YEAR & EVENTS COSTS	FCI 10 YEAR & EVENTS COSTS
50.98%	\$6,775,153
\$4,776,233	72.32%

# Lambton Kent District School Board

## School & Site Information Summary

**School:** W.J. Baird Public School

**Address:** 182 King Street, Blenheim, ON N0P 1A0

*Family of Schools: Blenheim District High School*



OTG (On the Ground) Ministry Rated Capacity:	291
Gross Floor Area (GFA):	3,645 m <sup>2</sup>
Site Acreage:	3.87 Hectares/9.562 Acres
Original Building Date/Additions:	1950/1955,1964,1968,1974,1992,2006
Grades:	JK-Grade 8
Programs:	Regular
Out of Area Students:	1

# W.J. Baird Public School

## 5 Year Enrolment History

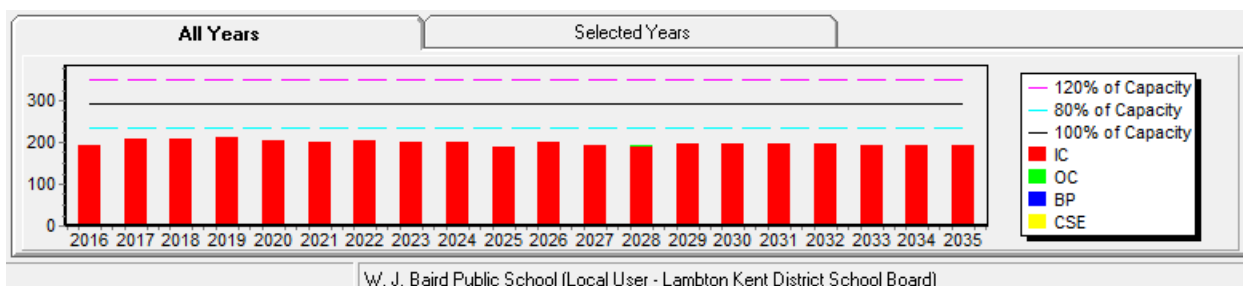
Grade	2016	2017	2018	2019	2020
JK	13	21	16	15	10
K	25	13	25	18	15
1	17	25	13	25	11
2	25	17	25	14	22
3	14	27	20	24	7
4	24	14	24	19	20
5	22	26	14	27	14
6	18	26	27	16	23
7	21	20	25	27	12
8	14	20	19	25	20
Total	193	209	208	210	154

## Current Enrolment – September 20, 2021

Year	JK	K	1	2	3	4	5	6	7	8	Total
2021	23	13	15	18	28	10	20	19	24	17	187

## 10 Year Enrolment Projections

Grade	2022	2023	2024	2025	2026	2027	2028	2029	2030	2031
JK	15	17	17	17	17	17	16	16	16	16
K	19	17	18	18	18	18	18	17	17	17
1	19	19	17	18	18	18	18	18	18	18
2	16	19	19	17	18	18	18	18	18	18
3	18	16	19	19	17	18	18	18	18	18
4	24	17	15	18	18	16	17	17	17	17
5	14	26	18	17	20	19	18	19	19	19
6	26	16	27	20	18	21	20	18	20	20
7	22	27	16	28	20	18	21	21	19	20
8	29	23	27	17	28	20	19	22	21	19
Total	202	197	193	189	192	183	183	184	183	182



FCI 5 YEAR & EVENTS COSTS		FCI 10 YEAR & EVENTS COSTS	
63.34%	\$4,928,027	81.13%	\$6,312,492

# Lambton Kent District School Board

## School & Site Information Summary

**School:** Zone Township Central School

**Address:** 730 Main Street North, Bothwell, ON N0P 1C0

*Family of Schools: Lambton Kent Composite School*



OTG (On the Ground) Ministry Rated Capacity:	219
Gross Floor Area (GFA):	1,915 m <sup>2</sup>
Site Acreage:	4.05 Hectares/10.007 Acres
Original Building Date/Additions:	1955/1965,1991
Grades:	JK-Grade 8
Programs:	Regular
Out of Area Students:	4



# Zone Township Central School

## 5 Year Enrolment History

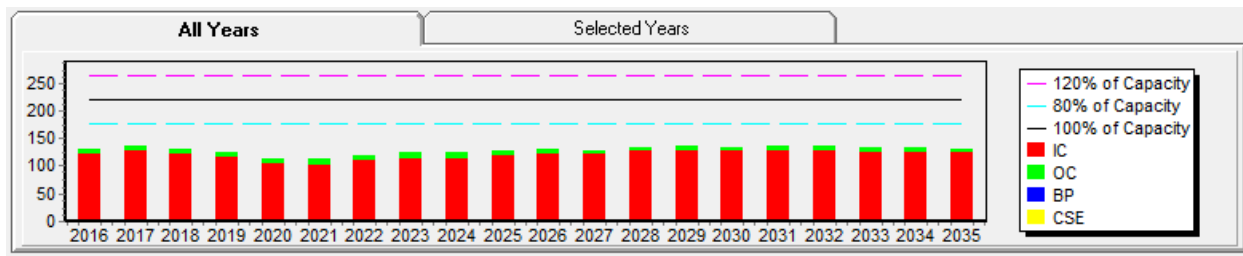
Grade	2016	2017	2018	2019	2020
JK	15	10	9	11	10
K	13	16	13	5	10
1	13	13	19	11	3
2	10	15	12	14	13
3	12	11	16	10	10
4	16	12	12	16	9
5	13	17	12	15	11
6	10	14	15	10	11
7	19	11	14	16	6
8	10	17	8	15	16
Total	131	136	130	123	99

## Current Enrolment – September 20, 2021

Year	JK	K	1	2	3	4	5	6	7	8	Total
2021	7	9	12	5	12	10	10	15	14	8	102

## 10 Year Enrolment Projections

Grade	2022	2023	2024	2025	2026	2027	2028	2029	2030	2031
JK	11	11	11	11	11	11	11	11	11	11
K	9	11	11	11	11	11	11	11	11	11
1	9	9	11	11	11	11	11	11	11	11
2	12	10	10	12	12	12	12	12	12	12
3	6	12	10	10	12	12	12	12	12	12
4	11	6	12	10	10	12	12	12	12	12
5	15	12	6	12	10	11	13	13	13	13
6	10	14	12	6	12	10	11	13	12	12
7	17	11	15	13	7	13	10	11	13	13
8	14	17	11	15	12	7	12	10	11	13
Total	114	113	109	111	108	110	115	116	118	120



Zone Township Central School (Local User - Lambton Kent District School Board)

FCI 5 YEAR & EVENTS COSTS	FCI 10 YEAR & EVENTS COSTS
43.19%	\$2,593,731
	79.73%
	\$4,788,434

# Lambton Kent District School Board

## School & Site Information Summary

**School:** Alexander Mackenzie Secondary School

**Address:** 1257 Michigan Avenue, Sarnia, ON N7S 3Y3

*Family of Schools: Sarnia-Lambton Area Family of Schools*



OTG (On the Ground) Ministry Rated Capacity:	681
Gross Floor Area (GFA):	9,759 m <sup>2</sup>
Site Acreage:	6.07 Hectares/14.998 Acres
Original Building Date/Additions:	1969/None
Grades:	Grade 9-12
Programs:	Regular; Alternative Learning & Lifeskills
Out of Area Students:	1

# Alexander Mackenzie Secondary School

## 5 Year Enrolment History

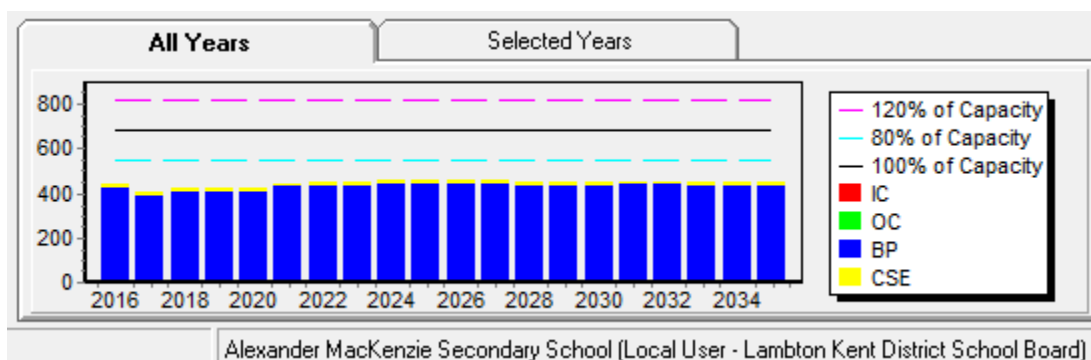
Grade	2016	2017	2018	2019	2020
9	87	76	93	99	81
10	93	91	75	92	92
11	89	90	88	78	86
12	155	127	148	134	118
ALLP	16	17	15	16	17
Total	440	401	419	419	394

## Current Enrolment – September 20, 2021

Year	9	10	11	12	ALLP	Total
2021	109	81	96	122	16	424

## 10 Year Enrolment Projections

Grade	2022	2023	2024	2025	2026	2027	2028	2029	2030	2031
9	102	101	100	103	99	97	97	103	99	99
10	99	102	101	100	103	99	97	97	103	99
11	98	99	102	101	100	103	99	97	97	103
12	144	143	144	147	146	145	148	144	142	142
ALLP	16	16	16	16	16	16	16	16	16	16
Total	459	461	463	467	464	460	457	457	457	459



FCI 5 YEAR & EVENTS COSTS		FCI 10 YEAR & EVENTS COSTS	
52.24%	\$10,670,083	60.80%	\$12,419,234

# Lambton Kent District School Board

## School & Site Information Summary

**School:** Blenheim District High School

**Address:** 163 Chatham Street, Blenheim, ON NOP 1A0

*Family of Schools: Harwich-Raleigh Public School; Merlin Area Public School (shared); W.J. Baird Public School*



OTG (On the Ground) Ministry Rated Capacity:	768
Gross Floor Area (GFA):	11,926 m <sup>2</sup>
Site Acreage:	6.95 Hectares/17.173 Acres
Original Building Date/Additions:	1937/1951,1962,1966,2000
Grades:	Grade 9-12
Programs:	Regular
Out of Area Students:	26

# Blenheim District High School

## 5 Year Enrolment History

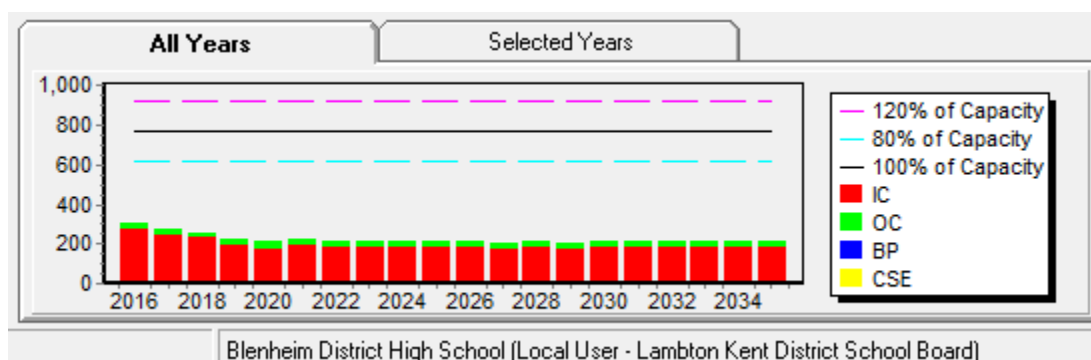
Grade	2016	2017	2018	2019	2020
9	72	42	51	39	46
10	64	72	44	54	39
11	69	62	72	41	45
12	105	105	93	95	65
ALLP	3	0	0	0	0
Total	313	281	260	229	195

## Current Enrolment – September 20, 2021

Year	9	10	11	12	Total
2021	50	46	40	76	212

## 10 Year Enrolment Projections

Grade	2022	2023	2024	2025	2026	2027	2028	2029	2030	2031
9	46	45	44	45	38	40	44	40	43	40
10	56	48	48	46	47	41	42	46	42	45
11	55	54	47	46	45	45	40	41	45	41
12	70	87	88	77	78	77	79	70	73	77
Total	227	234	227	214	208	203	205	197	203	203



FCI 5 YEAR & EVENTS COSTS		FCI 10 YEAR & EVENTS COSTS	
79.85%	\$17,236,099	120.00%	\$25,902,622

# Lambton Kent District School Board

## School & Site Information Summary

**School:** Chatham Kent Secondary School

**Address:** 285 McNaughton Avenue East, Chatham, ON N7L 2G7

*Family of Schools: Gregory Drive Public School; Harwich-Raleigh Public School (French Immersion); King George VI Public School-Chatham; McNaughton Avenue Public School; Tecumseh Public School*



OTG (On the Ground) Ministry Rated Capacity:	1,407
Gross Floor Area (GFA):	17,424 m <sup>2</sup>
Site Acreage:	8.06 Hectares/19.916 Acres
Original Building Date/Additions:	1963/1965,1993,2004
Grades:	Grades 9-12
Programs:	Regular; French Immersion; Alternative Learning & Lifeskills
Out of Area Students:	289

# Chatham Kent Secondary School

## 5 Year Enrolment History

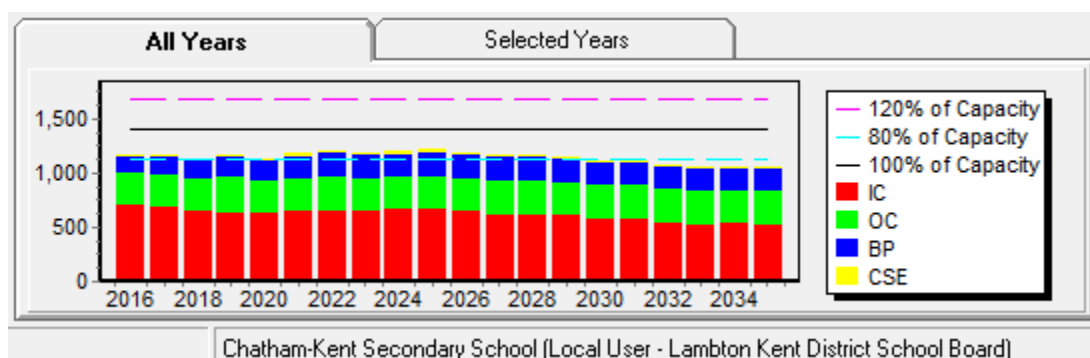
Grade	2016	2017	2018	2019	2020
9	243	251	249	288	227
10	264	257	270	258	252
11	290	273	261	260	239
12	351	378	342	353	290
ALLP	13	19	15	17	23
Total	1161	1178	1137	1176	1031

## Current Enrolment – September 20, 2021

Year	9	10	11	12	ALLP	Total
2021	252	234	264	315	24	1089

## 10 Year Enrolment Projections

Grade	2022	2023	2024	2025	2026	2027	2028	2029	2030	2031
9	283	280	265	287	266	252	277	272	272	264
10	287	296	294	279	299	279	266	290	285	285
11	287	284	292	290	275	295	275	265	287	282
12	389	372	371	377	377	361	377	354	344	368
ALLP	17	17	17	17	17	17	17	17	17	17
Total	1263	1249	1239	1250	1234	1204	1212	1198	1205	1216



FCI 5 YEAR & EVENTS COSTS		FCI 10 YEAR & EVENTS COSTS	
52.14%	\$20,017,997	78.42%	\$30,103,901

# Lambton Kent District School Board

## School & Site Information Summary

**School:** Great Lakes Secondary School

**Address:** 340 Murphy Road, Sarnia, ON N7S 2X1

*Family of Schools: Colonel Cameron Public School; Confederation Central School (shared); Errol Road Public School (bused); Hanna Memorial Public School; High Park Public School; King George VI Public School-Sarnia (bused); Lakeroad Public School (bused); Lansdowne Public School; London Road Public School; Mooretown-Courtright Public School; P.E. McGibbon Public School; Sir John Moore Community School; Queen Elizabeth II Public School-Sarnia*



OTG (On the Ground) Ministry Rated Capacity:	1113
Gross Floor Area (GFA):	14,049 m <sup>2</sup>
Site Acreage:	7.56 Hectares/18.680 Acres
Original Building Date:	1961/1962,1968,1972,1982,1990,2002,2007,2016
Grades:	Grades 9-12
Programs:	Regular; Indigenous Language; Alternative Learning & Lifeskills
Out of Area Students:	23



# Great Lakes Secondary School

## 5 Year Enrolment History

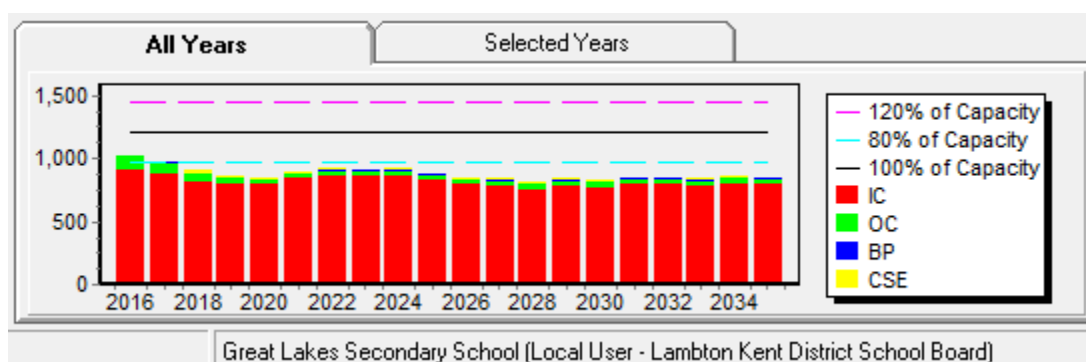
Grade	2016	2017	2018	2019	2020
9	185	193	178	198	169
10	248	189	198	185	179
11	231	270	186	203	164
12	349	311	320	266	212
ALLP	16	17	18	14	14
Total	1029	981	900	866	738

## Current Enrolment – September 20, 2021

Year	9	10	11	12	ALLP	Total
2021	217	177	184	233	16	827

## 10 Year Enrolment Projections

Grade	2022	2023	2024	2025	2026	2027	2028	2029	2030	2031
9	208	191	206	173	192	191	185	199	177	197
10	206	210	193	208	175	194	193	187	201	178
11	202	208	212	195	210	177	196	195	189	203
12	278	280	281	290	273	284	248	268	263	259
ALLP	14	14	14	14	14	14	14	14	14	14
Total	908	903	906	880	864	860	836	863	844	851



FCI 5 YEAR & EVENTS COSTS		FCI 10 YEAR & EVENTS COSTS	
13.73%	\$4,685,639	14.50%	\$4,948,393

# Lambton Kent District School Board

## School & Site Information Summary

**School:** John McGregor Secondary School

**Address:** 300 Cecile Avenue, Chatham, ON N7M 2C6

*Family of Schools: Indian Creek Road Public School; Merlin Area Public School (shared); Queen Elizabeth II Public School-Chatham; Victor Lauriston Public School; Winston Churchill Public School*



OTG (On the Ground) Ministry Rated Capacity:	921
Gross Floor Area (GFA):	13,643 m <sup>2</sup>
Site Acreage:	4.34 Hectares/10.724 Acres
Original Building Date:	1956/1960,1965,1999,2005
Grades:	Grades 9-12
Programs:	Regular; Alternative Learning & Lifeskills
Out of Area Students:	88

# John McGregor Secondary School

## 5 Year Enrolment History

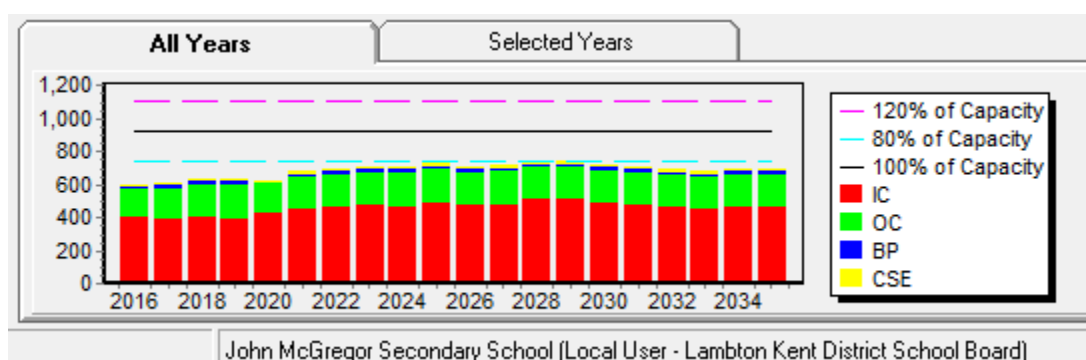
Grade	2016	2017	2018	2019	2020
9	127	129	156	136	141
10	148	142	128	160	128
11	115	147	144	129	133
12	193	175	188	196	146
ALLP	14	15	17	14	17
Total	597	608	633	635	565

## Current Enrolment – September 20, 2021

Year	9	10	11	12	ALLP	Total
2021	114	154	131	171	20	590

## 10 Year Enrolment Projections

Grade	2022	2023	2024	2025	2026	2027	2028	2029	2030	2031
9	159	145	141	147	147	148	157	154	139	136
10	144	163	150	146	152	152	152	161	159	145
11	154	147	166	153	149	155	155	155	164	162
12	196	206	196	221	203	198	207	205	208	216
ALLP	14	14	14	14	14	14	14	14	14	14
Total	667	675	667	681	665	667	685	689	684	673



FCI 5 YEAR & EVENTS COSTS		FCI 10 YEAR & EVENTS COSTS	
44.62%	\$11,827,014	82.87%	\$21,967,886

# Lambton Kent District School Board

## School & Site Information Summary

**School:** Lambton Central Collegiate & Vocational Institute

**Address:** 4141 Dufferin Avenue, Box 250, Petrolia, ON N0N 1R0

*Family of Schools: Brigden Public School; Brooke Central Public School; Dawn-Euphemia School (shared); École Hillcrest Public School; Lambton Central Centennial Public School; Queen Elizabeth II Public School-Petrolia; Sir John Moore Community School (French Immersion); Plympton-Wyoming Public School*



OTG (On the Ground) Ministry Rated Capacity:	1,185
Gross Floor Area (GFA):	16,382 m <sup>2</sup>
Site Acreage:	4.45 Hectares/10.995 Acres
Original Building Date:	1927/1951,1956,1959,1963,1967,1987,1995
Grades:	Grades 9-12
Programs:	Regular; French Immersion; Alternative Learning & Lifeskills
Out of Area Students:	65

# Lambton Central Collegiate & Vocational Institute

## 5 Year Enrolment History

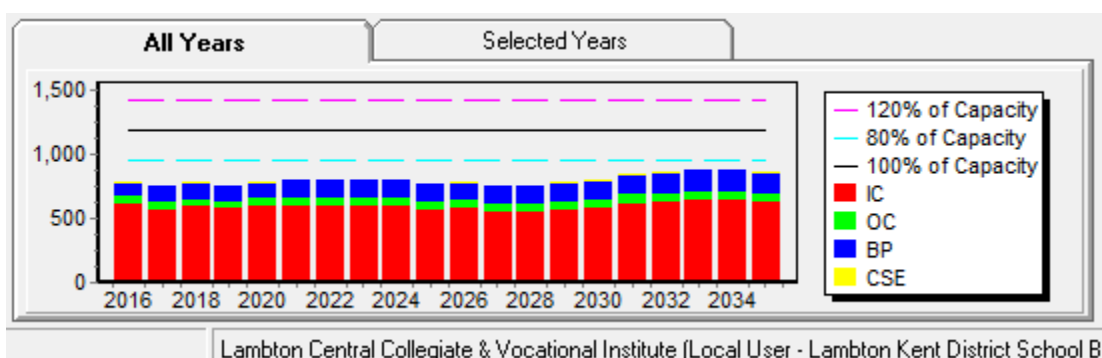
Grade	2016	2017	2018	2019	2020
9	147	187	181	192	180
10	212	152	193	188	180
11	170	215	152	195	159
12	235	192	246	172	188
ALLP	13	12	10	10	9
Total	777	758	782	757	716

## Current Enrolment – September 20, 2021

Year	9	10	11	12	ALLP	Total
2021	204	187	191	200	10	792

## 10 Year Enrolment Projections

Grade	2022	2023	2024	2025	2026	2027	2028	2029	2030	2031
9	172	185	181	173	180	173	183	194	186	198
10	201	178	191	187	178	186	179	189	200	194
11	185	201	179	193	188	178	187	180	190	200
12	225	207	226	202	216	213	200	212	202	215
ALLP	10	10	10	10	10	10	10	10	10	10
Total	793	781	787	765	772	760	759	785	788	817



FCI 5 YEAR & EVENTS COSTS		FCI 10 YEAR & EVENTS COSTS	
50.60%	\$16,887,381	59.89%	\$19,986,073

# Lambton Kent District School Board

## School & Site Information Summary

**School:** Lambton Kent Composite School

**Address:** 231 St. George Street North, Dresden, ON N0P 1M0

*Family of Schools: Dawn-Euphemia School (shared); Dresden Area Central School; Thamesville Area Central School; Zone Township Central School*



OTG (On the Ground) Ministry Rated Capacity:	756
Gross Floor Area (GFA):	13,567 m <sup>2</sup>
Site Acreage:	9.32 Hectares/23.029 Acres
Original Building Date/Additions:	1966/None
Grades:	Grades 9-12
Programs:	Regular; Virtual (as of September 2021)
Out of Area Students:	26

# Lambton Kent Composite School

## 5 Year Enrolment History

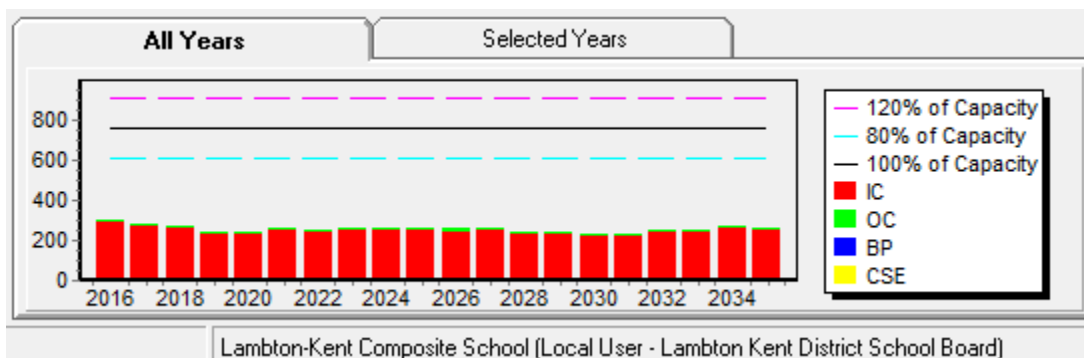
Grade	2016	2017	2018	2019	2020
9	63	48	71	56	58
10	73	67	47	68	50
11	78	74	64	47	61
12	93	90	91	77	59
Total	307	279	273	248	228

## Current Enrolment ( In-person & Virtual ) – September 20, 2021

	Year	9	10	11	12	Total
In-person	2021	64	61	53	78	256
Virtual	2021	56	83	95	132	366

## 10 Year Enrolment Projections

Grade	2022	2023	2024	2025	2026	2027	2028	2029	2030	2031
9	64	65	70	59	73	69	57	67	58	65
10	64	62	64	68	58	71	67	56	65	57
11	71	66	65	65	70	60	72	68	57	67
12	70	86	80	79	78	84	72	86	82	69
Total	269	279	279	271	279	284	268	277	262	258



FCI 5 YEAR & EVENTS COSTS		FCI 10 YEAR & EVENTS COSTS	
59.43%	\$13,033,977	82.00%	\$17,982,229

# Lambton Kent District School Board

## School & Site Information Summary

**School:** Northern Collegiate Institute & Vocational School

**Address:** 1940 Michigan Avenue, Sarnia, ON N7S 2B1

*Family of Schools: Bridgeview Public School; Bright's Grove Public School; Cathcart Boulevard Public School; Confederation Central School (shared); Errol Road Public School; Errol Village Public School; High Park Public School (French Immersion); King George VI Public School-Sarnia; Lakeroad Public School; Rosedale Public School*



OTG (On the Ground) Ministry Rated Capacity:	1,341
Gross Floor Area (GFA):	17,916 m <sup>2</sup>
Site Acreage:	7.57 Hectares, 18.705 Acres
Original Building Date/Additions:	1955/1958,1959,1962,1964,1972,1989,2008
Grades:	Grades 9-12
Programs:	Regular; French Immersion; Alternative Learning & Lifeskills
Out of Area Students:	169



# Northern Collegiate Institute & Vocational School

## 5 Year Enrolment History

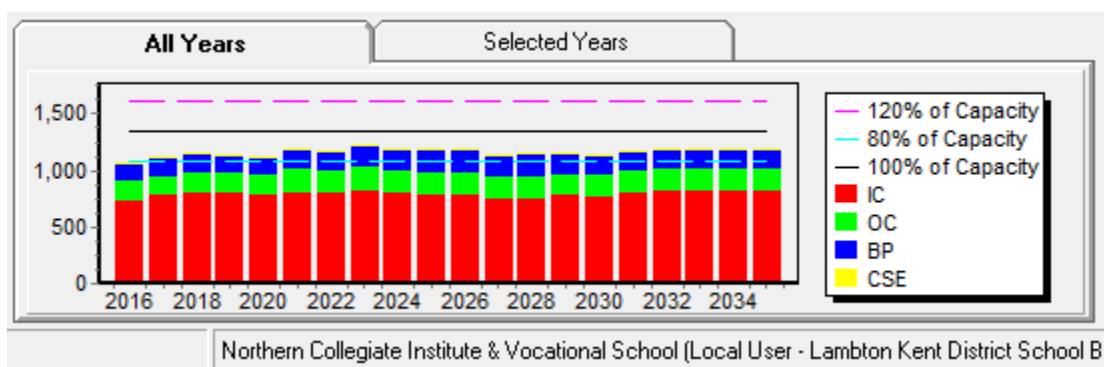
Grade	2016	2017	2018	2019	2020
9	271	231	271	249	275
10	250	280	240	288	215
11	260	276	285	252	254
12	272	306	341	333	247
ALLP	12	16	18	17	17
Total	1065	1109	1155	1139	1008

## Current Enrolment – September 20, 2021

Year	9	10	11	12	ALLP	Total
2021	294	286	252	304	18	1154

## 10 Year Enrolment Projections

Grade	2022	2023	2024	2025	2026	2027	2028	2029	2030	2031
9	263	292	244	275	288	255	279	293	280	283
10	286	274	301	254	282	297	264	286	302	289
11	295	296	287	312	266	294	308	277	297	315
12	326	354	356	348	373	326	354	369	338	356
ALLP	17	17	17	17	17	17	17	17	17	17
Total	1187	1233	1205	1206	1226	1189	1222	1242	1234	1260



FCI 5 YEAR & EVENTS COSTS		FCI 10 YEAR & EVENTS COSTS	
53.03%	\$20,037,906	60.40%	\$22,824,441

# Lambton Kent District School Board

## School & Site Information Summary

**School:** North Lambton Secondary School

**Address:** 15-17 George Street, Forest, ON N0N 1J0

*Family of Schools: Aberarder Central School; Bosanquet Central School; East Lambton Elementary School; Grand Bend Public School; Kinnwood Central Public School*



OTG (On the Ground) Ministry Rated Capacity:	822
Gross Floor Area (GFA):	9,359 m <sup>2</sup>
Site Acreage:	6.29 Hectares/15.542 Acres
Original Building Date/Additions:	1940/1955,1959,1965,1971,1992
Grades:	Grades 9-12
Programs:	Regular; Indigenous Language; Alternative Learning & Lifeskills
Out of Area Students:	66

NB. North Lambton Secondary School is one of four schools to be part of the new K-12 school being built in the Forest Area

# North Lambton Secondary School

## 5 Year Enrolment History

Grade	2016	2017	2018	2019	2020
9	121	94	103	102	101
10	109	130	104	109	92
11	106	110	129	104	94
12	214	207	216	195	167
ALLP	9	8	6	6	4
Total	559	549	558	516	458

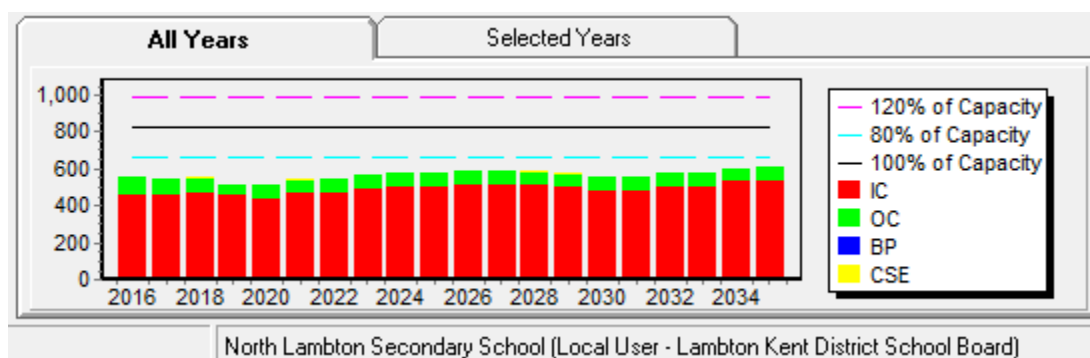
## Current Enrolment – September 20, 2021

Year	9	10	11	12	ALLP	Total
2021	117	101	99	173	3	493

**Note: This total enrollment figure includes the students enrolled in the A.C.C.E.S.S. (Acquiring Current Curriculum through Supervised Studies) Program at TDHS.**

## 10 Year Enrolment Projections

Grade	2022	2023	2024	2025	2026	2027	2028	2029	2030	2031
9	104	114	120	113	119	115	108	119	119	116
10	127	113	123	129	123	128	125	116	128	127
11	102	127	112	123	128	122	127	124	116	127
12	198	194	216	204	215	221	220	221	218	205
ALLP	6	6	6	6	6	6	6	6	6	6
Total	537	554	577	575	591	592	586	586	587	581



FCI 5 YEAR	EVENTS COSTS	FCI 10 YEAR	EVENTS COSTS
51.41%	\$12,851,919	67.90%	\$16,972,544

# Lambton Kent District School Board

## School & Site Information Summary

**School:** Ridgetown District High School

**Address:** 9 Harold Street North, Ridgetown, ON N0P 2C0

**Family of Schools:** *Naahii Ridge Public School; Ridgetown District High School-Grade 7&8*



OTG (On the Ground) Ministry Rated Capacity:	495
Gross Floor Area (GFA):	8,710 m <sup>2</sup>
Site Acreage:	3.04 Hectares/7.511 Acres
Original Building Date/Additions:	1953/1962,1971
Grades:	Grades 9-12
Programs:	Regular; Indigenous Language
Out of Area Students:	2

# Ridgetown District High School

## 5 Year Enrolment History

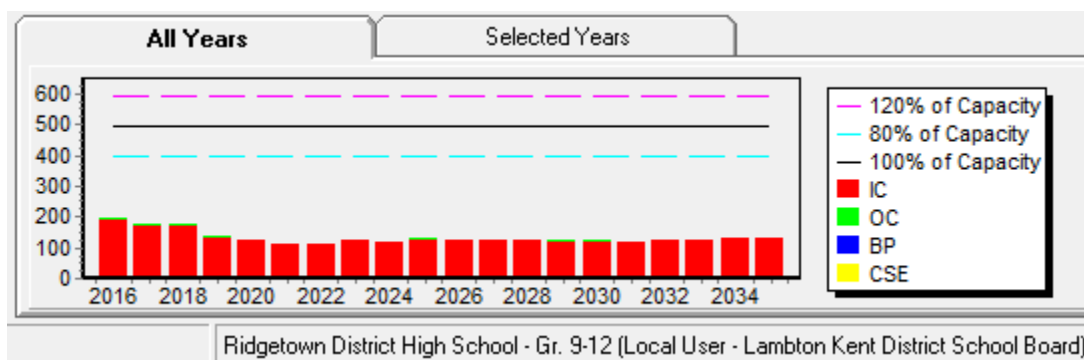
Grade	2016	2017	2018	2019	2020
9	40	35	38	11	30
10	52	37	38	38	13
11	45	52	35	41	26
12	65	53	66	52	48
Total	202	177	177	142	117

## Current Enrolment – September 20, 2021

Year	9	10	11	12	Total
2021	21	38	15	37	111

## 10 Year Enrolment Projections

Grade	2022	2023	2024	2025	2026	2027	2028	2029	2030	2031
9	35	32	26	40	30	36	25	39	32	34
10	27	35	32	26	40	30	36	25	39	31
11	35	28	37	34	28	42	32	38	27	41
12	25	49	42	50	47	39	57	47	51	38
Total	122	144	137	150	145	147	150	149	149	144



FCI 5 YEAR & EVENTS COSTS		FCI 10 YEAR & EVENTS COSTS	
72.77%	\$12,609,953	104.36%	\$18,083,468

# Lambton Kent District School Board

## School & Site Information Summary

**School:** Tilbury District High School

**Address:** 97 Queen Street South, Tilbury, ON N0P 2L0

*Family of Schools: Merlin Area Public School (shared); Tilbury Area Public School; Wheatley Area Public School*



OTG (On the Ground) Ministry Rated Capacity:	537
Gross Floor Area (GFA):	7,632 m <sup>2</sup>
Site Acreage:	9.96 Hectares/24.611 Acres
Original Building Date:	1948/1960,1963,1967,1977,2004
Grades:	Grades 9-12
Programs:	Regular, A.C.C.E.S.S. Program
Out of Area Students:	131

# Tilbury District High School

## 5 Year Enrolment History

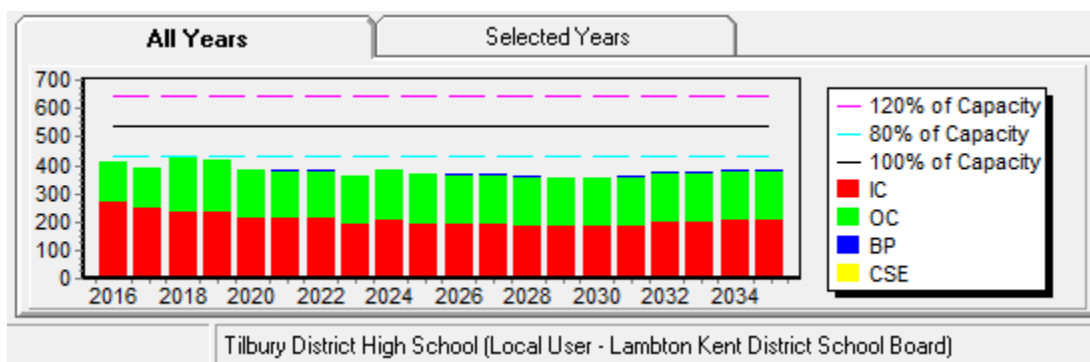
Grade	2016	2017	2018	2019	2020
9	79	86	90	78	56
10	95	92	103	105	95
11	84	101	97	104	96
12	152	114	137	134	129
Total	410	393	427	421	376

## Current Enrolment – September 20, 2021

Year	9	10	11	12	Total
2021	60	59	100	129	348

## 10 Year Enrolment Projections

Grade	2022	2023	2024	2025	2026	2027	2028	2029	2030	2031
9	80	73	74	73	76	71	68	70	70	69
10	102	96	89	89	89	92	86	84	86	86
11	90	101	95	88	88	88	91	86	83	84
12	131	124	138	132	126	126	125	128	120	120
Total	403	394	396	382	379	377	370	368	359	359



FCI 5 YEAR & EVENTS COSTS		FCI 10 YEAR & EVENTS COSTS	
55.71%	\$8,972,121	98.80%	\$15,910,544

# Lambton Kent District School Board

## School & Site Information Summary

**School:** Wallaceburg District Secondary School

**Address:** 920 Elgin Street, Wallaceburg, ON N8A 3E1

*Family of Schools: A.A. Wright Public School; H.W. Burgess Public School; Riverview Central School; Wallaceburg District Secondary School-Grade 7&8*



OTG (On the Ground) Ministry Rated Capacity:	1,161
Gross Floor Area (GFA):	17,606 m <sup>2</sup>
Site Acreage:	4.55 Hectares/11.243 Acres
Original Building Date:	1948/1954,1958,1962,1965,1970,1972,2001
Grades:	Grades 9-12
Programs:	Regular; Indigenous Language; Alternative Learning & Lifeskills
Out of Area Students:	12



# Wallaceburg District Secondary School

## 5 Year Enrolment History

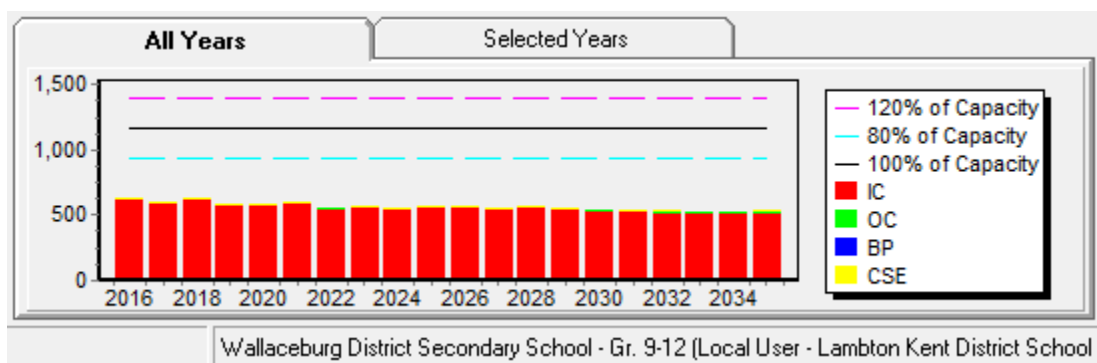
Grade	2016	2017	2018	2019	2020
9	120	132	159	126	116
10	143	130	136	164	110
11	152	143	132	136	133
12	204	193	201	149	142
ALLP	11	12	12	14	11
Total	630	610	640	589	512

## Current Enrolment – September 20, 2021

Year	9	10	11	12	ALLP	Total
2021	126	122	121	187	11	567

## 10 Year Enrolment Projections

Grade	2022	2023	2024	2025	2026	2027	2028	2029	2030	2031
9	124	132	118	134	125	119	127	128	126	120
10	131	126	134	120	136	127	121	129	130	128
11	137	132	127	135	121	137	128	122	130	131
12	174	183	175	174	182	167	187	171	169	175
ALLP	14	14	14	14	14	14	14	14	14	14
Total	580	587	568	577	578	564	577	564	569	568



FCI 5 YEAR & EVENTS COSTS		FCI 10 YEAR & EVENTS COSTS	
31.47%	\$11,771,267	49.57%	\$18,541,360