

REGULAR BOARD MEETING AGENDA
PUBLIC SESSION

TUESDAY, OCTOBER 9, 2018
7:00 p.m.

Board Room
Chatham Education Centre
476 McNaughton Avenue East, Chatham

A

Page Reference

1. Call to Order
2. Approval of Agenda
3. Declaration of Conflict of Interest
4. Approval of the Minutes of September 25, 2018 Regular Board Meeting 3
5. Business Arising from the Minutes
6. Motions Emanating from the Regular Board Private Session
7. Motion that the Actions of the Regular Board Private Session be the Action of the Board.
8. Presentations:
 - a) Re-visioning of Chatham-Kent Secondary School
9. Delegations
10. Questions from the Public
11. Reports for Board Action
 - a) LKDSB Regulations on *Special Education Advisory Committee Terms of Reference* 8
Director Costello/
Superintendent Barrese
Report B-18-104

Recommendation
“That the Board approve the new regulations on *Special Education Advisory Committee Terms of Reference.*”
 - b) LKDSB Regulations on *Salary Continuation - Reassignment* 12
Director Costello
Report B-18-105

Recommendation
“That the Board rescind the regulation on *Salary Continuation - Reassignment.*”
 - c) LKDSB Policy and Regulations on *Advocacy Expenditures* 14
Director Costello
Report B-18-106

Recommendation
“That the Board approve the review of the policy and revised regulations on *Advocacy Expenditures.*”
 - d) LKDSB Policy and Regulation on *Safe Arrival* 17
Director Costello
Report B-18-107

Recommendation
“That the Board approve the revised policy and review of the regulations on *Safe Arrival.*”

e) LKDSB Policy and Regulations on <i>Naming and Renaming of Board Facilities</i> <u>Recommendation</u> "That the Board approve the review of the policy and the revised regulations On <i>Naming and Renaming of Board Facilities.</i> "	Director Costello Report B-18-108	20
12. Reports for Board Information:		
a) Special Education Advisory Committee Report	Trustee Fletcher Report B-18-109	24
b) Indigenous Liaison Committee Report	Trustee Rising Report B-18-110	25
c) Pupil Accommodation Report 2018/2019	Director Costello Superintendents Girardi/McKay Report B-18-111	27
13. Correspondence		
14. New Business		
15. Trustee Question Period		
16. Notices of Motion:		
17. Future Agenda Items		
18. Announcements		
a) The October 23, 2018 Regular Board Meeting was cancelled.		
b) The next Regular Board Meeting will be held on Tuesday, November 13, 2018, 7:00 p.m. at the Chatham Education Centre.		
19. Adjournment		

Lambton Kent District School Board

Minutes of the Regular Board Meeting of September 25, 2018 held at the Saria Education Centre

Present:

Trustees: Chair Elizabeth Hudie, Acting Vice-Chair Jane Bryce, Ruth Ann Dodman, Randy Campbell, Jack Fletcher, Bob Murphy, Lareina Rising and Shannon Sasseville (via teleconference)

Student Trustees Autumn Bressette, Lexi Graham and Rihana Kukkadi

Staff: Superintendent of Business Brian McKay, Superintendents of Education, Angie Barrese, Gary Girardi, Ben Hazzard, Helen Lane, Mark Sherman and Phil Warner and Heather Hughes, Public Relations Officer

Excused: Vice-Chair Scott McKinlay

Regrets: Trustees Dave Douglas, Tom McGregor, Director of Education Jim Costello

Recording Secretary: Trish Johnston, Executive Assistant and Communications Officer

Call to Order: Chair Hudie called the meeting to order at 7:00 p.m. Trustee Bryce served as Acting Vice-Chair.
Chair Hudie read the Traditional Territorial Acknowledgement.

#2018-127
Approval of the Agenda
Sept/25/2018
Moved by Jack Fletcher, seconded by Ruth Ann Dodman,
"That the Agenda for the Regular Board Meeting Public Session of
September 25, 2018 be approved."
CARRIED.

Declaration of Conflict of
Interest: None

#2018-128
Approval of Minutes
Sept/11/2018
Moved by Randy Campbell, seconded by Jack Fletcher,
"That the Board approve the Minutes of the Regular Board Meeting of
September 11, 2018."
CARRIED.

Business Arising None.

Motions Emanating from
Private Session
Moved by Jane Bryce, seconded by Jack Fletcher,
"That the Board excuse Trustee Scott McKinlay from attending Board
Meeting October 1, to October 31, 2018."
CARRIED

#2018-129
Action of the Regular
Board Private Session be
the Action of the Board
Moved by Jane Bryce, seconded by Ruth Ann Dodman,
"That the Action of the Board in Private Session be the Action of the
Board."
CARRIED.

Presentation:
Summer Learning
Program 2018
Superintendent Hazzard introduced System Coordinator for Elementary Achievement Mary Lynn Anderson and explained that she was responsible for the Summer Learning Program (SLP). System Coordinator Anderson advised that this year, the Summer Learning Program was offered at Queen Elizabeth II Public School, Chatham, Tilbury Area Public School, London Road Public School, Sarnia and at Queen Elizabeth II Public School, Petrolia. The SLP ran for a total of 15 days from July 9 to July 27, 2018. In total, 135 students from 24

school locations participated in the program. Students moving into grades 3 and 4 were invited to attend. She explained that the program this year focused on math in the morning and community connections in the afternoon. Each school team included an administrator, two teachers and 1 student tutor. An English Language Learners (ELL) section was included at the London Road Public School site this year. This included a specialized ELL teacher, and a student tutor. There were 11 ELL students involved. System Coordinator Anderson shared the positive feedback received from parents and teachers of students who attended the program. She introduced the team members from the program offered at London Road Public School, Sarnia - site leader Cam Gordon and math teachers Bethany Tiegs, Jenna Frew and ELL teacher Teresa Lopetrone. The student-teacher ratio was 15 to 1 and smaller in the ELL program. The team shared a video that captured the various activities the students participated in. They explained that students were assessed prior to starting the program and on the last day. They shared data that demonstrated improved levels of student success. Students were also provided with nutritional snacks and hot lunches. Parent engagement was part of the focus as well. Each site held a Math Day where parents and students solved problems together. The team explained that the math lessons were further expanded during the afternoon community connection sessions and noted the Indigenous education component. Chair Hudie thanked the guests for attending and commented on the engagement of the students.

Questions from the Public

None

Staff and Volunteer
Appreciation Day
Report B-18-96

Chair Hudie stated that the LKDSB is very proud of its staff and is certainly aware of the important role they play in the development of children. Staff are very dedicated and caring individuals striving to improve student achievement for the betterment of society. She shared that at the 44th Session of the International Conference on Education, the United Nations declared October 5th as World Teachers' Day. The LKDSB has chosen to expand the focus and celebrate Staff and Volunteer Appreciation Day on October 5 to acknowledge the contributions of all employees. The Lambton Kent District School Board truly appreciates everything staff and volunteers do to enhance learning opportunities for our students.

#2018-130
Staff and Volunteer
Appreciation Day
October 5, 2018

Moved by Bob Murphy, seconded by Jack Fletcher,

“That the Board observe Staff and Volunteer Appreciation Day on October 5, 2018.”

Superintendent McKay advised that goodie baskets are sent to all Board facilities on the day.

CARRIED.

#2018-131
Policy and Regulations on
*Prohibition of
Entrepreneurial Activities
By Employees*
Report B-18-97

Superintendent McKay advised that the policy and regulations on *Prohibition of Entrepreneurial Activities by Employees* have been reviewed as part of the Board's cyclical review. The regulation has been revised to include a reference to the use of social media.

Moved by Jane Bryce, seconded by Jack Fletcher,

“That the Board approve the review of the policy and revised regulations on *Prohibition of Entrepreneurial Activities*.”

Superintendent McKay confirmed that the intent of the social media component is to cover all LKDSB sanctioned social media accounts as well as employees' personal accounts during their hours of employment. Employees are prohibited from conducting personal business for financial gain using LKDSB sanctioned

social media accounts. Employees are also prohibited from conducting personal business for financial gain using personal social media accounts during their hours of employment.

CARRIED.

#2018-132
LKDSB Regulations on
Student Senate
Report B-18-98

Superintendent McKay explained that at the August 28, 2018 Board Meeting, Trustees approved revisions to the LKDSB regulation on *Student Trustee* that moved the election date from April to February. The LKDSB *Student Senate* regulation has been revised to reflect the change in date as well.

Moved by Bob Murphy, seconded by Ruth Ann Dodman,

“That the Board approve the revised regulations on *Student Senate*.”

CARRIED.

#2018-133
Ad Hoc Naming
Committee for the Former
John N. Given Public
School Site
Report B-18-99

Superintendent Girardi advised that with the closure of John N. Given Public School, the suggestion had come forward that the Board officially rename the former school. As per LKDSB regulation *Naming and Renaming of Board Facilities*, the Board needs to form an Ad Hoc Committee. He reviewed the composition of the Ad Hoc Committee.

Moved by Ruth Ann Dodman, seconded by Randy Campbell,

“That the Board approve the establishment of an Ad Hoc Naming Committee, effective September 26, 2018 to November 20, 2018, to recommend to the Board a name for the former John N. Given Public School and appoint two Trustees to serve on the Naming Committee.”

CARRIED.

#2018-134
Trustees Dodman and
Sasseville to serve on Ad
Hoc Naming Committee

Moved by Jane Bryce, seconded by Lareina Rising,

“That the Board appoint Trustees Ruth Ann Dodman and Shannon Sasseville to the Ad Hoc Naming Committee for the former John N. Given Public School.”

CARRIED.

Disposition of Surplus
Real Property – Part of 60
Aberdeen Ave., Sarnia
Report B-18-100

Superintendent McKay advised that the LKDSB has been approached by a daycare facility located next to Queen Elizabeth II Public School, Sarnia, to acquire some of the LKDSB abutting land. The partial property is described as Vacant Land, Part of 60 Aberdeen Avenue, Sarnia, (Part of) Block M Plan 314 Sarnia City Except L309048; in the City of Sarnia, County of Lambton, Province of Ontario, 0.38 acres. Valco Real Estate Appraisers & Consultants has conducted an investigation and valuation summary of the property to determine the estimated market value. Students do not actively use this parcel of land at the school. Administration has determined that selling the property to the daycare would not negatively impact the school. If Trustees approve, he explained that the Board would proceed with disposition of this surplus property, in accordance with the Ministry of Education Ontario Regulation 444/98. He noted that the interested daycare will cover the associated costs.

#2018-135
Disposition of Surplus
Real Property – Part of 60
Aberdeen Ave., Sarnia
Approved

Moved by Jack Fletcher, seconded by Jane Bryce,

“That the Board declare the vacant land outlined in Report B-18-100 surplus to the Board’s needs and dispose of the said property in accordance with the Ministry Regulation 444/98.”

Superintendent McKay confirmed that according to Ontario Regulation 444/98, the Board must first offer the property to tier one agencies and the daycare is not one of the agencies. Administration feels that since the land is very small and is located between the LKDSB property and the daycare property, the risk of

another agency purchasing the land is minimal. The daycare approached the Board to acquire the land and that is why they are wanting to cover the associated costs. Chair Hudie commented that there is a school located across the road on a large piece of property.

CARRIED.

#2018-136
Disposition of Surplus
Real Property – South
Plympton Public School
Report B-18-101

Superintendent McKay stated that at the May 24, 2016 Regular Board Meeting, the Board approved the consolidation of South Plympton Public School and Wyoming Public School at the Wyoming Public School site. Since the consolidation is complete, Administration would like to proceed with disposition of this surplus property, in accordance with the Ministry of Education Ontario Regulation 444/98.

Moved by Jane Bryce, seconded by Jack Fletcher,

“That the Board declare the former South Plympton Public School property surplus to the Board’s needs and dispose of the said property in accordance with the Ministry Regulation 444/98.”

CARRIED.

Supervised Alternative
Learning Committee
Summary 2017/2018
School Year
Report B-17-101

Trustee Dodman provided a summary of the Supervised Alternative Learning (SAL) Committee Meetings held during the 2017/2018 school year. She outlined the members of the SAL Committee which included Trustees Bryce, Dodman, Campbell and Fletcher. She advised that students in the program attempted 155 credits over the year and earned 30 credits. The LKDSB continues to have an active SAL Program during the 2018/2019 school year. The students in this program are working toward either an Ontario Secondary School Certificate (OSSC) or an Ontario Secondary School Diploma (OSSD). Superintendent Sherman confirmed that in the past more students were enrolled in the program. This past year, fewer students were referred to the program.

Summer Learning Program
2018

Superintendent Hazzard referred to the Summer Learning Program 2018 Report that supported the presentation that took place earlier during the Board Meeting. He advised that Administration is waiting for word on future funding for the program. He will be attending a Ministry session on October 23, 2018 to obtain more information.

Trustee Questions

In response to Trustee Fletcher’s question regarding elementary math instruction, Superintendent Hazzard advised that teachers are providing a blended approach. They are working on both conceptual understanding as well as proper fundamentals. The September 2018 Professional Development Day is focused on math strategies.

In response to Trustee Murphy’s question regarding the placement of property matter reports on the Public Agenda, Superintendent McKay confirmed that unless there is a legal issue associated with LKDSB surplus property, the reports would be presented in public. He explained that Ontario Regulation 444/98 is a public process so there is not a need to bring surplus property to Private Session unless there is an associated legal issue.

Trustee Rising stated that she represents the Four First Nations and explained that two have Education Services Agreements (ESAs) in place with the LKDSB and two do not have ESAs. Two First Nations are currently in negotiations with the LKDSB. Funding for the education of First Nation students from the two First Nations that do not have agreements, flows to the LKDSB from Indigenous Services Canada (ISC). She commented that the intent of the existing ESAs has been provided to the students of the two First Nations without ESAs. Trustee Rising explained that the Aamjiwnaang First Nation is part of the Anishinabek

Education System and now needs an ESA. Trustee Rising shared that the Aamjiwnaang First Nation representatives are happy with the process involving a LKDSB consultant to help negotiate. However, they are concerned that there is a delay. The ESA was to be in place for September 1, 2018. They are a bit concerned about the speed of the process going forward to the Board. Trustee Rising questioned what the plan was at the staff level and the Board level.

Superintendent Lane explained that Administration is currently in the process of negotiating an ESA with the Aamjiwnaang First Nation. It will be the first Education Agreement between the LKDSB and the Aamjiwnaang First Nation. Superintendent Lane commented that she is looking forward to bringing an ESA to the Trustees for approval as soon as possible. She explained that the previous agreement between the former Lambton County Board of Education and the Chippewas of Sarnia Indian Band was signed 21 years ago, in October of 1997. She advised that Aamjiwnaang First Nation is a member of the Anishinabek Education System (AES) and has law-making power and authority over the education of Junior Kindergarten to Grade 12 students as outlined in the Master Education Agreement with the Province of Ontario and the Government of Canada. The agreement symbolizes a new relationship between the Anishinabek First Nations and Ontario that supports Anishinabek student success and well-being in the Anishinabek Education System and the Provincially-Funded Education System. She advised that the Master Education Agreement stresses that all parties will collaboratively work to recognize that system-wide standards will be maintained and that there will be ongoing alignment of system-wide standards and processes. In March 2018, the local process of developing an ESA between the LKDSB and Aamjiwnaang First Nation began. Administration received a draft document just prior to the end of June 2018 and they have been working through it to ensure clarity of language around current practices and to ensure that the LKDSB meets its legal requirements and contractual obligations as well as meeting the needs of the First Nation Students.

Superintendent Lane advised that she has reached out to the Ministry's regional education office for clarity on some issues and Director Costello has reached out to his counterparts at the provincial level for information. She explained that many school boards are working through the process to establish new ESAs under the Anishinabek Education System. Administration hopes to bring a recommended ESA to the Board for approval as soon as possible. She advised that communication will continue with the Aamjiwnaang First Nation's Education Manager as the process proceeds to put good things in place for all students.

Announcements

The next Regular Board Meeting will be held on Tuesday, October 9, 2018, 7:00 p.m. at the Chatham Education Centre.

Superintendent Lane advised that Orange Shirt Day falls on Sunday September 30 this year so the LKDSB has chosen to commemorate Orange Shirt Day on September 27, 2018 to honour the survivors of residential schools as well as those children and young people who never returned home. Staff and students are encouraged to wear orange and use this day as a catalyst to encourage learning and understanding about the residential school system and the impacts that system has had on First Nations, Métis, and Inuit people and communities. Superintendent Lane shared a video of a student reciting the Traditional Territorial Acknowledgment while images played. It was produced by LKDSB Elementary Indigenous Teacher, Gretchen Sands-Gamble. The intent of the video is to create a visual connection for students.

Adjournment 8:02 p.m.

There being no further business, Chair Hudie declared the meeting adjourned at 8:02 p.m.

**REGULAR BOARD, PUBLIC SESSION
REPORT TO BOARD**

FROM: Jim Costello, Director of Education,
Angie Barrese, Superintendent of Special Education

DATE: October 9, 2018

SUBJECT: LKDSB Regulations on *Special Education Advisory Committee Terms of Reference*

According to LKDSB Regulations on *LKDSB Board Committees*, all LKDSB Board Committees must have a regulation define the terms of reference for the committee if the Terms of Reference are not prescribed in legislation, collective agreements or other LKDSB regulations. Accordingly, the LKDSB Administrative Procedure *Special Education Advisory Committee Members – Appointment* of, has been updated and converted into a LKDSB Regulation, *Special Education Advisory Committee*.

According to Ontario Regulation 462/97 and the LKDSB Procedural By-laws, the Board's First Nation Partners, through the Indigenous Liaison Committee, appoint the First Nation Trustee and Alternate to serve on the Lambton Kent District School Board for a four-year term consistent with the term of the elected Trustees.

It is proposed that the method of selecting a First Nation SEAC Member and Alternate to serve on SEAC follow a similar process. This is outlined in 4. c) of the regulation - *A letter will be sent to the Indigenous Liaison Committee inviting them to select one representative and one alternate to serve on SEAC on behalf of the four First Nations.*

The members of the LKDSB Special Education Advisory Committee have reviewed the regulation and support it.

RECOMMENDATION:

“That the Board approve the new regulations *Special Education Advisory Committee Terms of Reference.*”

REGULATIONS

SUBJECT: Special Education Advisory Committee Terms of Reference

1. In compliance with Ontario Regulation 464/97 the Lambton Kent District School Board (LKDSB) will establish a Special Education Advisory Committee (SEAC) to:
 - may make recommendations to the Board respecting matters affecting the establishment, development, and delivery of special education programs and services for exceptional pupils of the LKDSB.
 - participate in the annual review of the LKDSB's Special Education Plan
 - participate in the LKDSB annual budget process as it relates to special education.
 - review the LKDSB financial statements as they relate to special education.
2. SEAC members are appointed by the LKDSB Board of Trustees and serve for the term of office of the Trustees until a new Board is organized. A new SEAC is formed every four years following the election of the Board of Trustees.

Membership

3. The Special Education Advisory Committee shall consist of:
 - A member from each of twelve local associations plus one designated alternate for each association,
 - A maximum of three members-at-large,
 - Two trustees and one alternate, and
 - One member to represent the interest of the First Nations, Métis, or Inuit (FNMI) pupils and an alternate.

LKDSB Resource Personnel

- Superintendent of Education responsible for Special Education
 - System Coordinator of Special Education
 - Coordinators of Special Education
 - One Elementary Principal/Vice Principal
 - One Secondary Principal/Vice-Principal
4. The LKDSB will advertisement via social media and the website to invite applications from local Sarnia Lambton and Chatham-Kent associations and interested community members from to serve on SEAC.
 - a. The opportunity to apply to serve on SEAC will be placed on the LKDSB website and promoted through LKDSB social media during the month of November of the year of a municipal election.
 - b. Letters will be sent to associations currently represented on SEAC notifying them of the selection process for the next term of SEAC.
 - c. A letter will be sent to the Indigenous Liaison Committee inviting them to select one representative and one alternate to serve on SEAC on behalf of the four First Nations.

5. Selection and appointment of SEAC members is approved by the LKDSB Board of Trustees.
 - a. An ad hoc committee of the LKDSB will be struck to review the applications and make recommendations for membership.
 - b. The ad hoc committee will consist of the two Trustees serving on SEAC and the alternate Trustee and the Superintendent of Education – Special Education.
 - c. The ad hoc committee will reference Ontario Regulation 464/97 to ensure that associations and members are selected that will bring to the committee the district perspective of parents/guardians of children with a wide range of exceptionalities. Local association members should bring the perspective and resources of a provincial or national association.
 - d. If more than twelve associations submit application for membership on SEAC, the LKDSB will select associations representing a range of exceptionalities. If two or more branches from the same association apply for membership and there are more than twelve associations and branches seeking membership, the LKDSB will appoint only one branch from the same association. A rotation schedule will be established to ensure that various branches have an opportunity to serve on SEAC.
 - e. SEAC members must be qualified to vote for members of the LKDSB and must be a resident in its jurisdiction.
 - f. Employees of the LKDSB are not eligible to serve as a voting member on SEAC.
 - g. The ad hoc committee will select membership for SEAC and make a recommendation to the LKDSB for the appointment of the selected members. The recommendation will be placed on the agenda for the first Regular Board Meeting following the December inaugural Board Meeting.
6. The chair and vice-chair of SEAC will be selected by the SEAC membership annually at the first meeting following the LKDSB December Organization Board Meeting. The chair or the vice-chair must be a Trustee of the LKDSB.
7. Any vacancies that occur during the term of SEAC will be filled in the following manner:
 - a. When a SEAC seat becomes vacant the alternate will attend meetings until the local associations or Indigenous Liaison Committee present the name of their new member for the Board's consideration.
 - b. If the local association does not nominate a new representative, the position is vacant and other associations who had made application and were not selected may be contacted by the LKDSB to provide a representative on SEAC.
 - c. If a member-at-large were to be replaced, the Superintendent responsible for Special Education will review applications on file and will make a recommendation to the Board for the appointment of a new member-at-large.
8. If a SEAC member misses three consecutive meetings, without being authorized by a motion entered into the SEAC Minutes, the SEAC member vacates their seat and the provisions of the Education Act, under which SEAC is established, shall apply with respect to filling of the vacancy.

Meetings

9. SEAC will meet on the third Thursday of each month, except for July and August, from 6:00 p.m. to 8:30 p.m.

10. The meetings will be held at Wallaceburg District Secondary school or by video conference from the Chatham and Sarnia Board Offices.
11. SEAC agendas and minutes will be posted on the LKDSB website.

Implementation Date:

Reference: Education Act Ontario Regulation 464/97
LKDSB policy, regulations *Philosophy of Special Education*

REGULAR BOARD, PUBLIC SESSION

REPORT TO BOARD

FROM: Jim Costello, Director of Education

DATE: October 9, 2018

SUBJECT: Regulations *Salary Continuation - Reassignment*

The Board rescinded the LKDSB regulations on *Terms and Conditions of Employment for the Principals and Vice-Principals* and the LKDSB regulations on *Conditions of Employment for Non-Union Employees (Excluding Principals, Vice-Principals, Director, Superintendents and Managers)* because the documents no longer reflected the working conditions under the control of school boards. Salary and benefits are determined/bargained centrally by the province.

Administration is recommending that the corresponding regulation on *Salary Continuation* be rescinded as well. The content of the regulation is considered working conditions and are deemed operational and fall under the authority control of the Administration subject to budget limitations and relevant employment law.

Recommendation:

“That the Board rescind the regulation on *Salary Continuation – Reassignment.*”



REGULATIONS

SUBJECT: Salary Continuation –Reassignment

In the event an employee of the Lambton Kent District School Board is displaced, reclassified or reassigned due to redundancy the employee will be reassigned without loss of salary for a period of twelve months from the effective date of the change.

The above regulation does not apply to any agreement or understanding arrived at with a bargaining agent as part of a collective agreement.

Implementation Date: October 26, 1999

Reviewed: August 26, 2008

Reference: Policy, *Conditions of Employment* - P-OP-400

18-106
REGULAR BOARD, PUBLIC SESSION

REPORT TO BOARD

FROM: Jim Costello, Director of Education

DATE: October 9, 2018

SUBJECT: Policy and Regulations *Advocacy Expenditures*

In December 2006, the Ministry of Education released new School Board Expenditure Guidelines that required school boards to establish new policies or revise existing policies to be consistent with the Ministry's Guidelines. The guidelines address board expenditures in the following areas: 1) use of corporate credit cards, 2) travel, meals and hospitality, 3) advertising and 4) advocacy.

The policy and regulations on *Advocacy Expenditures* have been reviewed as part of the LKDSB cyclical review. Changes are not recommended.

Recommendation

"That the Board approve the review of the policy and revised regulations on *Advocacy Expenditures*."



POLICY

SUBJECT: ADVOCACY EXPENDITURES

It is the policy of the Lambton Kent District School Board to be a member of the Ontario Public School Boards' Association in accordance with the regulations governing this policy.

Implementation Date:	February 22, 2000
Revised	August 2002
Reviewed:	September 12, 2006
Revised:	March 27, 2007
Reviewed:	November 8, 2011
Revised:	January 13, 2015
Reference:	LKDSB Regulations Ministry of Education School Board Expenditure Guidelines



REGULATIONS

SUBJECT: ADVOCACY EXPENDITURES

1. Membership in the Ontario Public School Boards' Association (OPSBA) will be reviewed annually in conjunction with the development of the Board's operating budget.
2. The Ontario Public School Boards' Association delegate and alternate will be appointed annually in accordance with OPSBA's by-laws.
3. Funding will be provided in accordance with Board Regulations to permit the delegate and alternate to attend the annual general meeting.
4. The OPSBA delegate and/or alternate will:
 - a) attend OPSBA meetings and functions as required;
 - b) present the position of the Board on governance issues clearly and effectively;
 - c) provide the Board with regular reports regarding the activities of OPSBA;
 - d) apprise the Board of significant developments in the field of education.
5. The Board does not support advocacy expenditures such as:
 - a) placing contents intended to advocate for a particular position with report cards and annual reports;
 - b) using students as vehicles for Board or school advocacy to the public, education partners and governments;
 - c) use of Board funds to attend events for specific political parties, **religious groups or other special interest groups.**

Implementation Date: February 22, 2000
Revised: August 2002, March 27, 2007
Reviewed: November 8, 2011

Reference: LKDSB Policy,
Ministry of Education School Board Expenditure Guidelines

REGULAR BOARD, PUBLIC SESSION
Report To Board

FROM: Jim Costello, Director of Education

DATE: October 9, 2018

SUBJECT: Policy and Regulations on *Safe Arrival*

The policy and regulations on *Safe Arrival* have been reviewed as part of the cyclical review.

The policy statement has been revised to reflect the Board's philosophy in a concise manner.

RECOMMENDATION:

"That the Board approve the revised policy and review of the regulations *Safe Arrival*."



POLICY

SUBJECT: Safe Arrival

~~The Lambton Kent District School Board is committed to the safety of its pupils. Parent/guardians and school administrators need to know early in each school day that all pupils have either arrived safely at their school, or that there is a satisfactory reason for their absence.~~

It is the policy of the Lambton Kent District School Board that each elementary school have in place Safe Arrival procedures, reflecting the Regulations that correspond to this Policy, which will enable parent/guardians and school administrators to account for any pupil's unexplained failure to arrive at school.

Implementation Date: June 22, 1999
Revised: February 26, 2002
Revised: April 11, 2006
Reviewed: January 11, 2011

References: LKDSB Regulations



REGULATIONS

SUBJECT: Safe Arrival

1. Each elementary school shall have administrative Safe Arrival procedures in place to account for the unexplained absence of a pupil at the school.
2. The Safe Arrival procedures will clearly state the responsibilities of the parents/guardians, and the responsibilities of the school administrators.
3. The Safe Arrival procedures will be communicated at the beginning of each school year, and throughout the school year if changes should occur, to the parents/guardians of each pupil at the school.
4. The Safe Arrival procedures shall reflect the specific needs and circumstances of each individual school (e.g., number of pupils, age of pupils, methods of student transportation, number of support staff available).

Implementation Date: June 22, 1999
Revised: February 26, 2002
Reviewed: April 11, 2006, January 11, 2011
References: LKDSB Policy

REGULAR BOARD, PUBLIC SESSION
Report To Board

FROM: Jim Costello, Director of Education

DATE: October 9, 2018

SUBJECT: Policy and Regulations on *Naming and Renaming Board Facilities*

The policy and regulations on *Naming and Renaming Board Facilities* have been reviewed as part of the cyclical review.

The regulation has been revised to reflect current practices and allow flexibility on the number of members on an ad hoc committee.

RECOMMENDATION:

“That the Board approve the review of the policy and the revised regulations Naming and Renaming of Board Facilities.”



POLICY

SUBJECT: Naming and Renaming of Board Facilities

It is the policy of the Lambton Kent District School Board that consistent procedures be followed when naming or renaming Board facilities, to ensure that distinctive and appropriate names are selected.

Implementation Date: September 28, 1999

Revised: February 26, 2002

Reviewed: November 8, 2005

Revised: February 23, 2010

Reviewed: November 11, 2014

References: Regulations



REGULATIONS

SUBJECT: Naming and Renaming of Board Facilities

1. Board facilities or sections thereof must be named or renamed in accordance with one or more of the following criteria:
 - (a) an historical name which once applied to the area where the facility is located,
 - (b) after a person(s) or event(s) recognized as having made a significant contribution to society in the district, province or country,
 - (c) the name of a geographic area which the facility will serve,
 - (d) the name of the street on which the facility is located.
2. Board facilities or sections thereof, may not be named or renamed after current Board members or employees.
3. When two **or more** schools are consolidated into one school the renaming of Board facilities process will be followed.
4. When a new facility is to be named, an ad hoc committee will be established by the Director of Education to recommend a name to the Board.
The committee shall consist of:
 - (a) two trustees, appointed by the Board (one to chair the committee),
 - (b) one facility administrator (principal or principal designate if applicable),
 - (c) **one or two** representatives of the School **Advisory** Council (if applicable),
 - (d) **one or two** community representatives,
 - (e) one member of the senior administration.
5. The ad hoc committee will invite suggested names for the new facility from individuals or groups throughout the area of jurisdiction of the Board and especially from the area adjacent to the location of the new facility.
6. Any proposal for a name change of an existing facility or a section thereof must be forwarded to the Board. Should the Board decide to proceed, an ad hoc committee will be established by the Director of Education to bring a recommendation to the Board. The Committee shall consist of:
 - (a) two trustees, appointed by the Board (one to chair the committee),
 - (b) one administrator from the facility,
 - (c) **one or two** staff representatives from the facility,
 - (d) **one or two** representatives of the School **Advisory** Committee (if applicable),
 - (e) **one or two** community representatives,
 - (f) one member of Senior Administration.

7. A school wishing to name or rename a section(s) of their school must:
 - (a) form an in-house committee with representation from the school administration, the staff, the School **Advisory** Committee and the students,
 - (b) forward a written request to the Board with the proposed name(s) or name change(s) and the reason(s) for the name(s) or name change(s).

8. Once the Board has divested itself of a facility, all Board signs are to be removed.

Implementation Date: September 28, 1999
Revised: February 26, 2002
Reviewed: November 8, 2005
Revised: February 23, 2010
Reviewed: November 11, 2014

References: Policy

REPORT TO THE BOARD
REGULAR BOARD, PUBLIC SESSION

REPORT NO: B-18-109

FROM: Jack Fletcher, Trustee and Vice-Chair of the Special Education Advisory Committee

DATE: October 9, 2018

SUBJECT: SPECIAL EDUCATION ADVISORY COMMITTEE (SEAC) MEETING SUMMARY

The Special Education Advisory Committee of the Lambton Kent District School Board met on September 21, 2018 at Wallaceburg District Secondary School. Following is a report of the activities of the meeting:

Business Arising from the Minutes

At the June 14, 2018 Meeting Superintendent Barrese had indicated that the 2018-2019 Special Education Staffing information was still being pulled together and would be shared in September. The information is now complete and was shared with the members.

Presentation – *Mental Health Support Plans*

Newly hired Mental Health Leader, Katie Colameco, provided an overview on her plans to support LKDSB students requiring mental health supports.

Presentation – *Assistive Technology Tools*

Members of the Assistive Technology Team provided an overview of Google's Read & Write and the Snapverter program that's used by our students.

Priority-Setting Session

The membership spent time discussing potential presentation topics for the 2018-2019 school year. Administration will use the suggestions to develop a schedule of presentations and potential off-site visits (at schools or local associations) for the SEAC meetings from October through June.

Update to Special Education Advisory Committee Terms of Reference

Superintendent Barrese presented the Lambton Kent District School Board's regulation on the Special Education Advisory Committee terms of reference. They are based on the requirements of Ontario Regulation 464/97. There were no questions or concerns raised by the membership. Superintendent Barrese said that the Regulation will now be presented to the Board for approval.

Advertisement for Applicants to Sit on SEAC

A notice inviting applications from individuals representing organizations and/or 'members at large' who hope to sit on SEAC will be placed on our Board website and shared through the Board's social media channels in November.

Next Meeting

Thursday, October 18, 2018
Wallaceburg District Secondary School, Room 141
6:00 p.m.

Rose Gallaway, SEAC Chair

**BOARD REPORT
REGULAR BOARD, PUBLIC SESSION**

REPORT NO: B-18-110

FROM: Lareina Rising, Trustee
DATE: October 9, 2018
SUBJECT: Indigenous Liaison Committee Report

The September 27, 2018 meeting of the Indigenous Liaison Committee (ILC) was held at the Naahii Ridge Public School with Trustee Rising chairing.

The Record of Action from the May 16, 2018 meeting was approved.

Reports from the First Nation Communities were received:

Kettle & Stony Point First Nation: Zandra Bear-Lowen, Director of Education, noted that a lot of change has occurred in the community. There is a new Chief and Council as well as a new principal at Hillside Elementary School. In addition, there is a new Education Cultural Coordinator working with students from K – 12. On October 20th the community will be the host site for 25 LKDSB teachers taking the FNMI Additional Qualification Course through Lakehead University.

Delaware First Nation: Kim Sonneveld, Education Manager, explained the Adult Language Immersion Program that is going on in the community as part of the efforts to revitalize the Lenape Language. A Language Facilitator has been hired by the community to coordinate resources and to be a support for a staff member at Naahii Ridge Elementary School who is involved in the Immersion Program.

Walpole Island First Nation: Everett Kicknosway was looking forward to meeting with newly appointed Wallaceburg District Secondary School principal Melissa Mallette. He also mentioned that there were seven people involved in the Immersion Language program within the community.

Aamjiwnaang First Nation: Vicki Ware, Education Manager, reported on the schools participating in Orange Shirt Day. Queen Elizabeth II Public School, Sarnia organized events planned by Deb Plain with guest speakers. She also mentioned that five Aamjiwnaang staff members participated in the recent Violent Threat Risk Assessment training and they found it very valuable. The development of the Education Service Agreement is still in progress.

Trustee Lareina Rising explained the role of the Indigenous Trustee with regard to the upcoming selection process for a new Indigenous Trustee. She noted that a draft of Terms of Reference has been send out to members of the committee however there needs to be discussed before being presented to the Board. She noted that Education Service Agreements and negotiations are moving along the same path and hopes to have them completed as soon as possible. Trustee Bryce commend schools on the #orangeshirtdayLKDSB.

Superintendent Lane acknowledged the time that community representatives have put into reviewing the final report of the 2017-2018 Board Action Plan and in collaboratively planning the 2018-2019 Board Action Plan both with the two working days during the summer and individual visits. Each school in the Board has established its own Indigenous Education goal which is incorporated in the individual school improvement plans. She stressed that it is really important to develop relationships between schools and members of the First Nation communities in order to best support students.

Administrators from John McGregor Secondary School, Naahii Ridge Elementary School, Ridgetown District High School, A. A. Wright Public School, and Errol Road Public School provided reports in person about the work that is being done in schools to increase awareness and deepen understanding about residential schools, grandfather teachings and language programs. Jim Morton, Adult and Alternative Educator Administrator discussed measures being taken to support student attendance.

The next ILC meeting is scheduled on October 23, 2018 at 6:00 p.m. at Hillside Elementary School at Kettle and Stony Point First Nation.

**REGULAR BOARD, PUBLIC SESSION
REPORT TO BOARD**

**FROM: Jim Costello, Director of Education
Gary Girardi, Superintendent of Capital Planning and Accommodation
Brian McKay, Superintendent of Business**

DATE: October 9, 2018

SUBJECT: LKDSB Pupil Accommodation Report 2018/2019

The LKDSB Pupil Accommodation Report 2018/2019 is presented to the Board in compliance with LKDSB Regulation No: R-AD-106.

On April 27, 2018, the Ministry of Education released a revised Pupil Accommodation Review Guideline (PARG).

Revisions made to the PARG:

- Additional public meeting(s), which extends timeframes, for a standard pupil accommodation review;
- Extending the timeframe for the first public meeting from 30 to 40 business days;
- Extending the timeframe between the first and final public meeting from 40 to 60 business days.
- New requirements to be contained in the Initial Staff Report, including the use of a Ministry template for the report:
 - A recommended scenario and at least two alternative scenarios, which could include the status quo, to address the accommodation issues(s);
 - The recommended and alternative scenarios must address the following four impacts:
 - Impact on student programming;
 - Impact on student well-being;
 - Impact on school board resources; and
 - Impact on local community;
 - If one of the schools included in the pupil accommodation review is eligible to receive support from the Rural and Northern Education Fund (RNEF) at any time, an impact on the local economy must be completed using the Ministry approved template.
- Promotion of community input in the pupil accommodation review process and inclusion of student voice; and
- Consideration of elementary student input.

The LKDSB incorporated the revisions into the LKDSB regulations on *Pupil Accommodation* in May 2018. At the time, school boards were still waiting for the release of templates for the Initial Staff Report and the economic impact assessment. The Ministry had indicated that it would provide some funding to school boards to complete the economic impact assessment, as well as list approved companies.

In June 2018, the moratorium on school closures was re-introduced by the Ministry of Education and school boards were advised that the provincial government would be reviewing the school closure process. A date for the release of the revised process has not been set.

As per LKDSB Regulation No: R-AD-106, the purpose of the LKDSB Pupil Accommodation Report 2018/2019 is to summarize data in order to provide an overview of accommodation issues across the geographic area of the Lambton Kent District School Board. The study of current student enrolment, demographic and financial data, as well as Ministry of Education initiatives, is key to future planning. Some of the data included in the *LKDSB Capital Plan June 2018* is included in this report.

The data presented in this report indicates the LKDSB faces two ongoing challenges: demographics/declining enrolment and financial challenges (including maintaining aging facilities).

Enrolment & Demographics

- LKDSB has 21,979 students as of September 20, 2018;
- LKDSB’s Ministry-rated empty pupil spaces is 8,144 as of September 20, 2018;
- LKDSB’s current capacity utilization as of September 20, 2018 is 72.96%; and
- LKDSB’s projection of continued enrolment decline and capacity utilization is 21,760 students in 2023 (72.24%) and 20,836 students in 2028 (69.17%).

While Statistics Canada predicts that the birth rate in Ontario will increase from 2017 to 2027, Lambton and Chatham-Kent birth rates and the projected student population is expected to decrease due to a decline in birth rate in the LKDSB area in comparison to the province. This Statistics Canada data is supported by the Board’s demographic software and is also reflected in the demographic information supplied to the Board by the Municipality of Chatham-Kent and County of Lambton prior to the presentation of the LKDSB Capital Plan in June 2018.

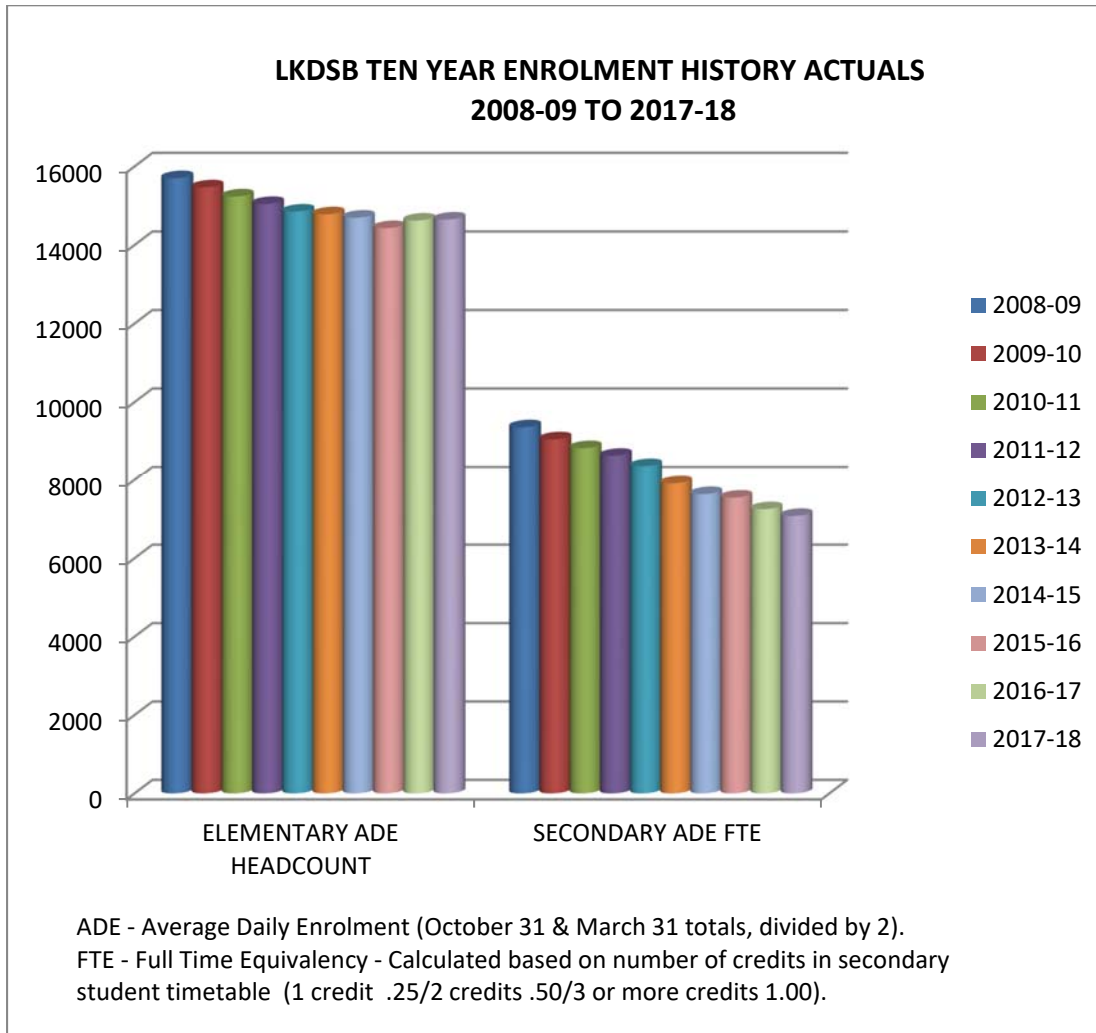
LKDSB’s Enrolment History

In the 2017/18 school year there was a 12.9% decline in overall student population compared to enrolment ten years earlier in the 2008/09 school year as outlined in the chart below. Enrolment in the LKDSB has experienced 27.9% decline since amalgamation in 1998.

COMPARISON OF TOTAL STUDENT AVERAGE DAILY ENROLMENT BY HEADCOUNT

	2008/2009	2017/2018	Change	% Change
Elementary Enrolment	15,700	14,647	(1,053)	(6.7%)
Secondary Enrolment	9,358	7,184	(2,174)	(23.2%)
Totals	25,058	21,831	(3,227)	(12.9%)

Student enrolment in the LKDSB has been in decline since amalgamation. In the 2016/17 and 2017/18 school years, the elementary enrolment stabilized. This is attributed to families relocating to the LKDSB from other boards, provinces and countries. While the stability in the enrolment is a welcomed change, based on demographic information and birth rate assumptions, this may not be a consistent trend.



Current LKDSB Enrolment

Elementary enrolment as of September 20, 2018 was 14,640 students, which represents a decrease of only six students in comparison to the 2017/18 elementary average daily enrolment (ADE) of 14,646. ADE is calculated by averaging the total enrolment on the Ministry funding dates of October 31 and March 31 of the school year. It is important to note that in the 2017/18 school year, elementary enrolment increased by 104 students on the March 31, 2018 Ministry funding date in comparison to the enrolment on October 31. Over the past three years, there has been a slight increase in enrolment (average of 37 students) for the March 31 reporting date. In September 2018, additional registrants from other provinces, countries and school boards outside of the LKDSB catchment area are contributing factors to the enrolment experienced.

As of September 20, 2018, six elementary schools have student populations under 150 students. Those schools are Mooretown-Courtright Public School with 97 students; Aberarder Public School with 110 students; Zone Township Central School with 126 students; Dawn-Euphemia Public School with 136 students; Thamesville Area Public School with 140 students; and Riverview Central School with 142 students.

Secondary enrolment as of September 20, 2018 is 7,339 students, an increase of 15 total students in comparison to enrolment on October 31, 2017. This stability in secondary enrolment can be attributed to a larger than normal Grade 8 class moving to the secondary division. In 2017/18, there were 1,502 Grade 9 students reported. In 2018/19, there are 1,624 Grade 9 students enrolled (an additional 122 students).

As of September 20, 2018, four of twelve secondary schools have current student populations under 400. Ridgetown District High School, Grade 9-12, reports enrolment at 182 students; Blenheim District High School has 249 students; Lambton Kent Composite School has 272 students; followed by Tilbury District High School with 377 students.

This enrolment data may fluctuate based on additional student admissions and/or departures that will occur between now and the first Ministry funding date of October 31, 2018. It is also important to note that not all secondary students will be funded as full-time students.

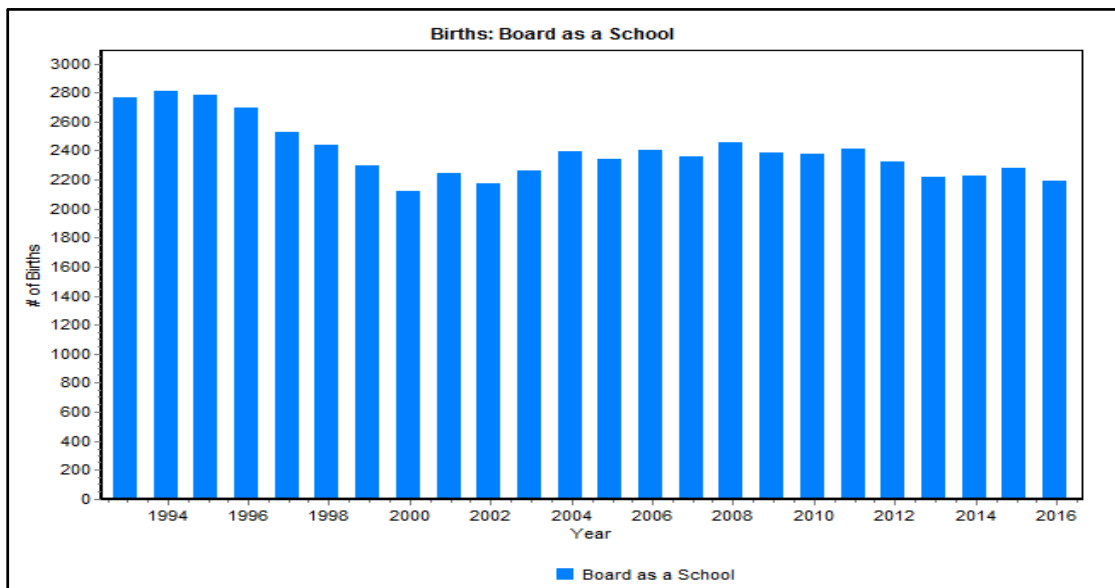
Summary of Current Enrolment for the 2018/19 School Year

In 2017/18, the LKDSB had 8,557 empty pupil spaces as of September 28, 2017, with a utilization rate of 71.93%.

For the 2018/19 school year, the LKDSB's total enrolment has increased slightly from the September 28, 2017 enrolment of one year ago. As of September 20, 2018, there are 14,640 elementary aged students and 7,339 total secondary students. Although the 2018/19 utilization rate of 72.96% is an improvement, the LKDSB still has 8,144 empty pupil spaces. It is to be noted that the current utilization rate takes into consideration the removal of pupil spaces from John N. Given and South Plympton Public School locations.

Birth Rates

Birth data on a Board-wide basis for the period of 1993 to 2016 illustrates a range in the number of births. The birth graph below shows a relatively stable birth rate occurred from 2004 to 2012. However, in 2013 and 2014, the birth rate showed a more significant decline. An increase in the birth rate was experienced in 2015. However, the decline continued in 2016, with 2,189 births reported. This is the first time since 2002 that the birth rate has dropped below 2,200 births. As a result of fewer births there will be fewer eligible school-aged children, which is projected to result in continued declining enrolment.



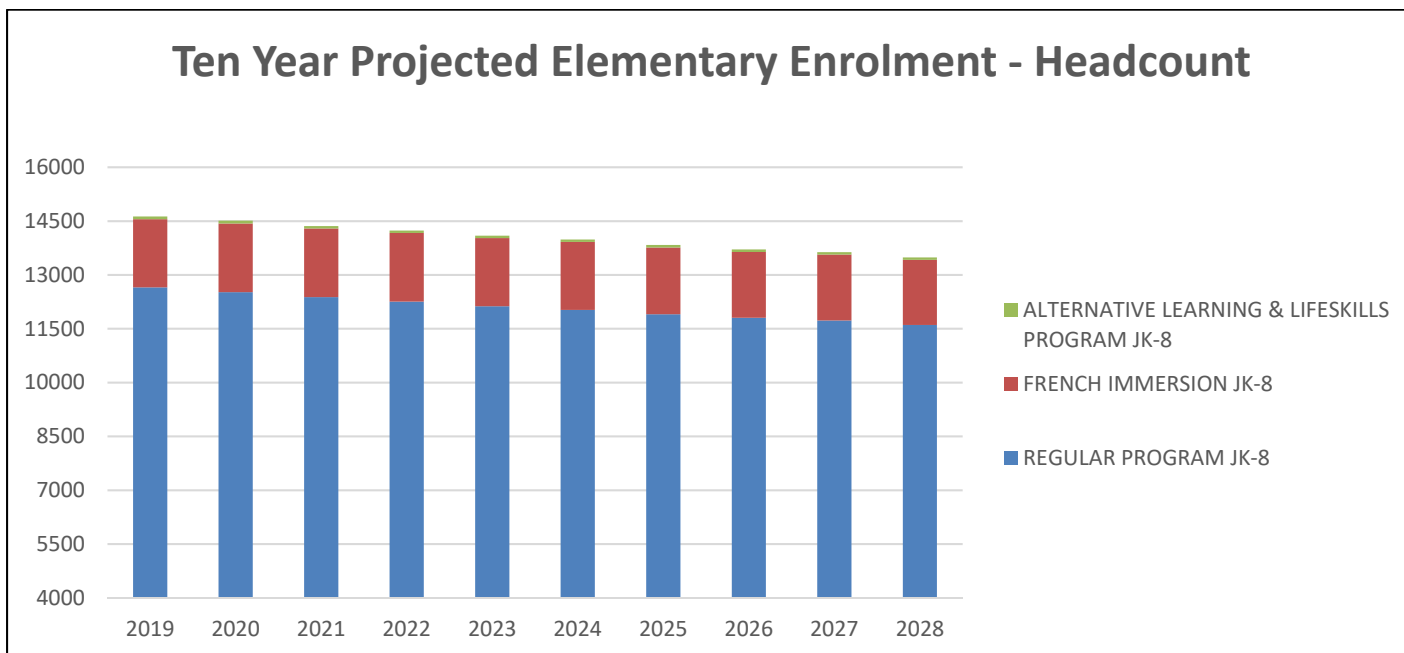
Data sources used by the Board’s planning software to determine the birth rate include the Provincial Birth Registry, Canada Child Benefit information, and available Census data.

A review of the 2011 and 2016 Census data supports that there are more women in the 25-34 key age group living in the LKDSB catchment area in 2016. However, the number of births per woman has decreased from an average of 0.198 in 2011 to 0.18 in 2016, resulting in fewer overall births. Based on the birth rate assumptions, the birth rate is expected to decline, including in the LKDSB catchment area, as outlined in the chart below.

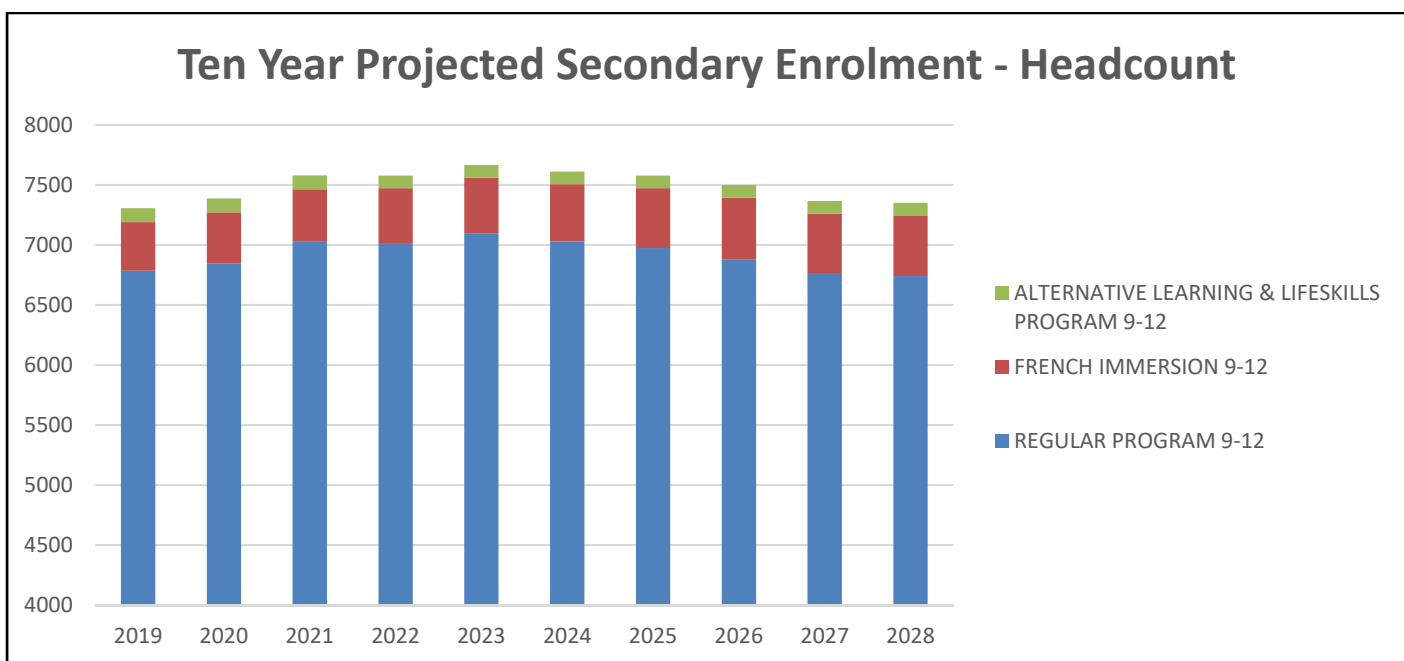
Year	Statistics Canada Provincial Birth Rate Assumptions (Ontario)	LKDSB Catchment Area Birth Rate Assumptions
2017 to 2022	+5.8%	-4.9%
2022 to 2027	+0.6%	-5.2%
2027 to 2032	-1.6%	-5.4%

LKDSB Projected Enrolment

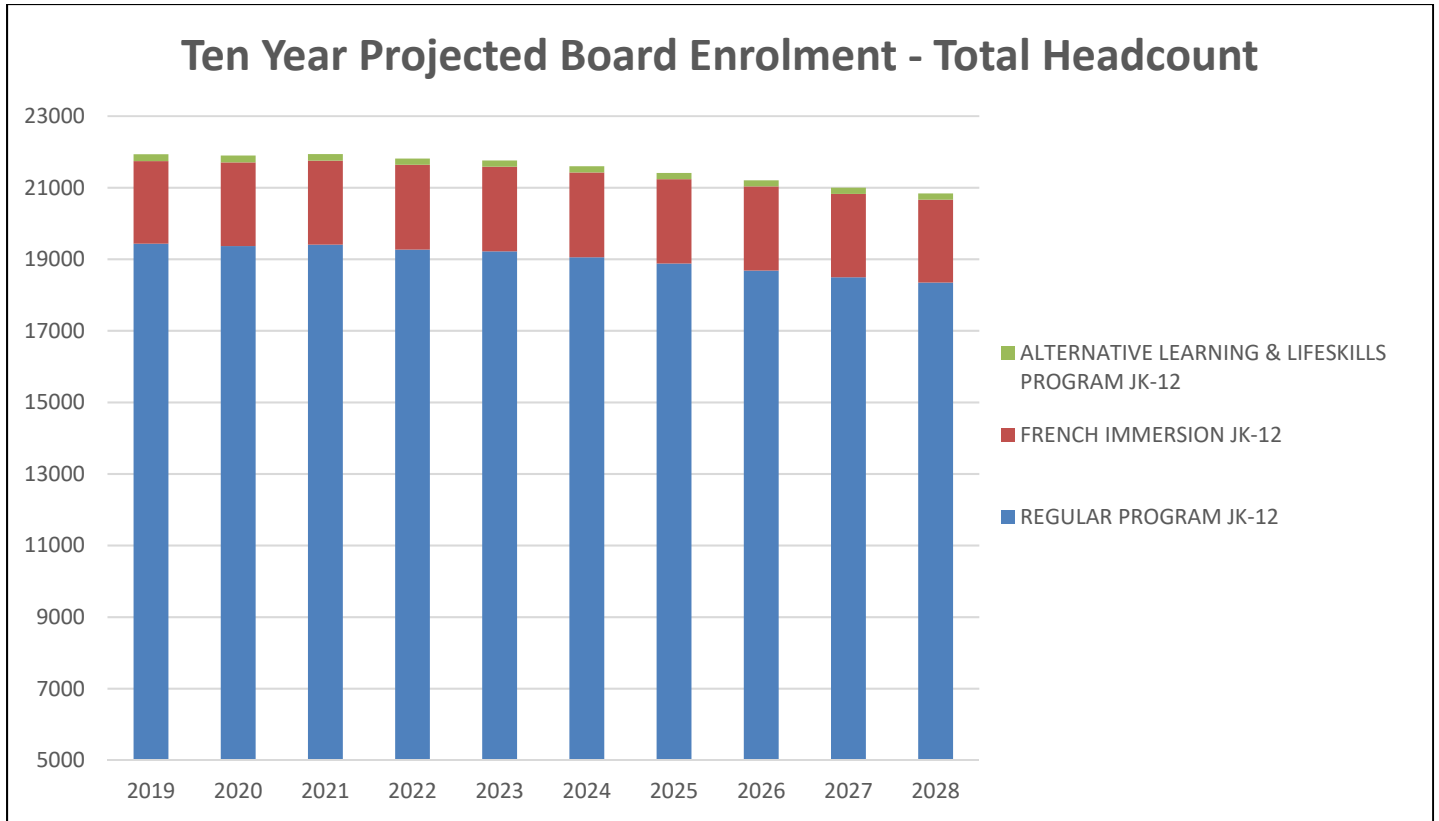
Elementary headcount is projected to continue to decline, but at a more rapid pace than was anticipated one year ago. In 2019, a high of 14,629 elementary aged students is projected. Ten years later, in 2028, the elementary enrolment projection is 13,485, a decline of 1,144 students. This projection would result in an average reduction of 100 elementary students per year during the next ten years.



Secondary enrolment (under 21) is projected to fluctuate during the next ten years. The projection indicates a slight increase in some years as a larger elementary class moves to secondary. In 2028, an estimated headcount of 7,351 is projected, resulting in an increase of 45 students over the 2019 projection of 7,306 total students. This includes projected student participation in the International Education Program. It is important to note that with secondary enrolment, not all students in this headcount will be funded as full-time students.



Overall student enrolment in the LKDSB is projected to continue to decline, as outlined in the Projected Board Enrolment chart below.



By 2028, projections indicate that the overall LKDSB enrolment is expected to decline by approximately 1,099 students:

- Enrolments for JK-8 are projected to decrease by 1,144 students
- Enrolments for 9-12 are projected to increase slightly by 45 students
- Ministry-rated empty pupil spaces will be 9,287
- Capacity Utilization will be 69.17%

Utilization Trends for the LKDSB

Average Capacity Determined by the Ministry of Education	Elementary	Secondary
LKDSB 2016/2017	74.7%	67.6%
LKDSB 2017/2018	74.9%	66.7%
*LKDSB 2018/2019 as of Sep. 20/18	77.0%	66.0%

*Utilization for elementary panel reflects closure of John N. Given PS and South Plympton PS locations.

Elementary Capacity Levels- Headcount – Current & Projections

	Sep 20, 2018					October Enrolment Projections			
	Capacity	Actuals	2019	2020	2021	at Sep 20-18	2019	2020	2021
AA Wright	268	272	278	271	266	101%	104%	101%	99%
Aberarder	199	110	101	101	99	55%	51%	51%	50%
Bosanquet	328	178	200	192	184	54%	61%	59%	56%
Bridgeview	277	172	165	161	160	62%	60%	58%	58%
Brigden	305	209	195	181	173	69%	64%	59%	57%
Bright's Grove	378	346	339	342	336	92%	90%	90%	89%
Brooke Central	386	263	272	258	252	68%	70%	67%	65%
Cathcart Blvd	518	565	560	560	572	109%	108%	108%	110%
Colonel Cameron	340	198	201	207	210	58%	59%	61%	62%
Confederation	305	243	206	203	195	80%	68%	67%	64%
Dawn-Euphemia	256	136	132	135	134	53%	52%	53%	52%
Dresden	446	394	401	392	390	88%	90%	88%	87%
East Lambton	351	220	229	232	232	63%	65%	66%	66%
École Hillcrest	259	254	248	259	250	98%	96%	100%	97%
Errol Road	458	468	469	464	464	102%	102%	101%	101%
Errol Village	190	191	183	180	182	101%	96%	95%	96%
Grand Bend	248	236	259	252	256	95%	104%	102%	103%
Gregory Drive	374	270	223	225	220	72%	60%	60%	59%
Hanna Memorial	383	220	220	220	212	57%	57%	57%	55%
Harwich-Raleigh	581	381	416	410	414	66%	72%	71%	71%
High Park	530	398	423	427	422	75%	80%	81%	80%
HW Burgess	271	193	201	218	213	71%	74%	80%	79%
Indian Creek	643	535	518	523	524	83%	81%	81%	81%
King George VI-Chatham	340	334	325	325	328	98%	96%	96%	96%
King George VI-Sarnia	374	276	264	264	256	74%	71%	71%	68%
Kinnwood	331	303	275	281	272	92%	83%	85%	82%
Lakeroad	394	163	177	174	169	41%	45%	44%	43%
Lambton Centennial	337	201	192	194	193	60%	57%	58%	57%
Lansdowne	389	295	303	296	298	76%	78%	76%	77%
London Road	282	163	171	176	181	58%	61%	62%	64%
McNaughton	757	729	726	713	704	96%	96%	94%	93%
Merlin	302	183	182	183	174	61%	60%	61%	58%
Mooretown	256	97	105	99	94	38%	41%	39%	37%
Naahii Ridge	375	263	250	233	232	70%	67%	62%	62%
PE McGibbon	530	526	537	526	515	99%	101%	99%	97%
Plympton-Wyoming	257	233	228	228	228	91%	89%	89%	89%
Queen E II - Chatham	442	343	345	337	339	78%	78%	76%	77%
Queen E II - Petrolia	397	339	341	344	337	85%	86%	87%	85%
Queen E II - Sarnia	475	252	229	214	199	53%	48%	45%	42%
RDHS Gr 7/8	92	78	79	77	78	85%	86%	84%	85%
Riverview	268	142	138	139	134	53%	51%	52%	50%
Rosedale	492	509	550	560	580	103%	112%	114%	118%
Sir John Moore	472	478	491	473	475	101%	104%	100%	101%
Tecumseh	559	533	520	512	500	95%	93%	92%	89%
Thamesville	199	140	143	142	143	70%	72%	71%	72%
Tilbury Area	470	355	354	359	351	76%	75%	76%	75%
Victor Lauriston	533	351	339	319	316	66%	64%	60%	59%
WDSS Gr 7/8	161	131	131	131	132	81%	81%	81%	82%
Wheatley	337	151	158	167	163	45%	47%	50%	48%
Winston Churchill	374	286	282	280	267	76%	75%	75%	71%
WJ Baird	291	208	216	211	205	71%	74%	73%	70%
Zone	219	126	139	141	136	58%	63%	64%	62%
Totals	18999	14640	14629	14511	14359	77%	77%	76%	76%

Secondary Capacity Levels - Headcount – Projections

	Capacity	Sep 20, 2018	October Enrolment Projections			Percentage Capacity			
		Actuals	2019	2020	2021	at Sep 20-18	2019	2020	2021
AMSS	681	415	402	401	408	61%	59%	59%	60%
BDHS	768	249	290	284	318	32%	38%	37%	41%
CKSS	1407	1149	1200	1223	1255	82%	85%	87%	89%
GLSS	1050	915	941	983	1005	87%	90%	94%	96%
JMSS	921	642	641	653	660	70%	70%	71%	72%
LCCVI	1185	786	771	801	809	66%	65%	68%	68%
LKCS	756	272	253	252	268	36%	33%	33%	35%
NCIVS	1341	1162	1074	1058	1119	87%	80%	79%	83%
NLSS	822	554	560	545	557	67%	68%	66%	68%
RDHS	495	182	152	160	156	37%	31%	32%	32%
TDHS	537	377	426	423	424	70%	79%	79%	79%
WDSS	1161	636	596	604	600	55%	51%	52%	52%
Totals	11124	7339	7306	7387	7579	66%	66%	66%	68%

- AMSS Alexander Mackenzie Secondary School
- BDHS Blenheim District High School
- CKSS Chatham Kent Secondary School
- GLSS Great Lakes Secondary School
- JMSS John McGregor Secondary School
- LCCVI Lambton Central Collegiate & Vocational Institute
- LKCS Lambton Kent Composite School
- NLSS North Lambton Secondary School
- NCIVS Northern Collegiate Institute and Vocational School
- RDHS Ridgetown District High School
- TDHS Tilbury District High School
- WDSS Wallaceburg District Secondary School

Financial Considerations

Strong fiscal management is an important component of Ontario's publicly funded education system. Ontario's Ministry of Education states, in their *Achieving Excellence: A Renewed Vision for Education in Ontario, 2015* that "public trust is built when the education system makes decisions based on evidence and research, and when it is seen as a good steward of public resources." This focus has led to changes in how the Ministry provided grant funding for education in the province.

Schools and the LKDSB Capital Replacement Program

The LKDSB currently operates a total of 62 school sites – 50 in the elementary panel and 12 in the secondary panel. Despite the fact that the LKDSB spends its annual maintenance and capital improvement budgets, its buildings continue to deteriorate as they age. The LKDSB is located within the Ministry of Education London Region in Ontario which encompasses Southwestern Ontario.

*The average age of schools in:

- Ontario is 38 years
- London Region is 43 years
- LKDSB secondary schools is 46 years
- LKDSB elementary schools is 51 years

*Ministry of Education April 2014

The LKDSB receives grant funding on an annual basis to carry out capital repair and maintenance program on school facilities. Capital projects are prioritized based on school need and condition. The capital needs and condition of the schools is used to calculate the Facility Condition Index (FCI). The FCI is a common facilities management benchmark that compares the relative condition of a group of facilities. The FCI compares the total cost of required capital work in LKDSB schools against the replacement value of those same schools. A facility with a high FCI would generally require a larger capital investment than a similar sized facility that has a lower FCI. High FCI scores are generally found in older buildings. The following tables summarize FCI data for LKDSB schools for a 5 Year and a 10 Year FCI calculation.

5 Year Renewal Data and 5 Year FCI Calculation as of May 14, 2018

School Name	Gross Floor Area - sq.m.	Total Cost of Facility Work - 5 year period (\$)	Facility Replacement Value (\$)	5 Year Facility Condition Index (FCI)	Last Assessment Year
Blenheim District High School	11,926	15,325,277	21,584,757	71.00%	2016
A A Wright Public School	2,978	4,615,282	6,535,796	70.62%	2011
East Lambton Elementary School	4,163	5,510,146	8,626,422	63.88%	2016
W J Baird Public School	3,296	4,168,405	6,559,440	63.55%	2015
Ridgetown District High School	8,710	10,794,696	17,327,619	62.30%	2016
Mooretown-Courtright Public School	2,091	3,660,006	6,342,400	57.71%	2015
Queen Elizabeth II Public School - Petrolia	3,554	4,721,633	8,410,090	56.14%	2015
Riverview Central School	2,379	3,417,736	6,103,320	56.00%	2015
Harwich-Raleigh Public School	5,100	6,163,427	11,282,310	54.63%	2015
Cathcart Boulevard Public School	3,828	5,938,580	10,940,410	54.28%	2015
Colonel Cameron Public School	3,005	4,125,540	7,737,640	53.32%	2015
Merlin Area Public School	2,512	3,453,221	6,559,440	52.65%	2015
Lambton Kent Composite School	13,567	11,457,230	21,930,548	52.24%	2016
Dresden Area Central School	4,377	6,058,315	11,611,015	52.18%	2016

School Name	Gross Floor Area - sq.m.	Total Cost of Facility Work - 5 year period (\$)	Facility Replacement Value (\$)	5 Year Facility Condition Index (FCI)	Last Assessment Year
Tilbury District High School	7,632	8,275,173	16,103,685	51.39%	2016
Lakeroad Public School	2,962	4,482,598	8,816,543	50.84%	2011
North Lambton Secondary School	9,359	10,101,655	19,970,150	50.58%	2014
Bridgeview Public School	2,909	3,048,288	6,161,450	49.47%	2014
Winston Churchill Public School	3,161	4,077,054	8,242,880	49.46%	2015
Errol Road Public School	3,715	4,514,262	9,214,250	48.99%	2015
Bosanquet Central School	2,769	3,509,811	7,301,450	48.07%	2014
London Road Public School	2,600	2,997,498	6,402,800	46.82%	2014
Alexander Mackenzie Secondary School	9,759	10,893,404	23,334,530	46.68%	2014
Northern Collegiate Institute & Vocational School	17,916	17,625,051	37,788,718	46.64%	2016
Lambton Central Collegiate Vocational Institute	16,382	15,562,569	33,371,092	46.63%	2016
Chatham-Kent Secondary School	17,424	17,803,753	38,389,890	46.38%	2016
Wallaceburg District Secondary School	17,564	16,045,130	35,349,600	45.39%	2014
Tilbury Area Public School	3,822	3,780,485	8,622,640	43.84%	2015
Kinnwood Central Public School	3,896	3,199,798	7,323,320	43.69%	2014
H W Burgess Public School	1,915	2,735,182	6,292,740	43.47%	2015
McNaughton Ave Public School	5,754	6,773,391	15,691,220	43.17%	2016
Zone Township Central School	1,732	2,510,678	6,005,575	41.81%	2016
John McGregor Secondary School	13,643	10,541,754	26,508,088	39.77%	2016
Brigden Public School	2,332	2,906,365	7,381,605	39.37%	2011
Tecumseh Public School	5,915	4,807,007	12,243,630	39.26%	2016
Victor Lauriston Public School	3,852	4,393,709	11,280,820	38.95%	2011
Errol Village Public School	1,872	2,038,300	5,316,800	38.34%	2014
Queen Elizabeth II Public School - Sarnia	3,128	3,994,288	10,498,231	38.05%	2011
Aberarder Central School	1,696	2,031,184	5,568,650	36.48%	2014
Confederation Central School	2,331	2,694,480	7,451,906	36.16%	2011
Naahii Ridge Public School	3,944	3,263,864	9,040,390	36.10%	2014
Gregory Drive Public School	3,153	2,939,503	8,249,060	35.63%	2015
Dawn Euphemia Public School	1,958	2,082,375	6,074,330	34.28%	2015
Hanna Memorial Public School	3,320	2,792,074	8,158,270	34.22%	2014
High Park Public School	4,161	4,001,996	11,905,758	33.61%	2016
Lambton Central Centennial School	3,078	2,828,736	8,565,193	33.03%	2016
Lansdowne Public School	3,234	2,742,512	8,420,040	32.57%	2014
King George VI Public School - Sarnia	2,864	2,616,523	8,094,850	32.32%	2014
John N Given Public School	2,602	2,535,156	8,019,928	31.61%	2016
Bright's Grove Elementary School	3,664	2,517,776	8,110,650	31.04%	2014
Brooke Central School	4,104	2,585,447	9,206,955	28.08%	2011
Rosedale Public School	3,581	2,823,271	10,139,640	27.84%	2014
Hillcrest Public School	2,240	1,686,582	6,079,840	27.74%	2015
Wheatley Area Public School	3,077	2,198,848	7,933,000	27.72%	2015
Indian Creek Road Public School	5,376	3,483,924	12,581,730	27.69%	2015
King George VI Public School - Chatham	2,640	2,098,593	7,973,586	26.32%	2016
Thamesville Area Central School	1,737	1,548,451	6,262,795	24.72%	2016
Queen Elizabeth II Public School - Chatham	3,961	1,920,672	10,522,964	18.25%	2016
Grand Bend Public School	2,707	812,668	6,084,230	13.36%	2014
Sir John Moore Public School	4,628	993,660	9,960,800	9.98%	2015
P.E. McGibbon Public School	4,487	590,036	10,909,060	5.41%	2015
TOTALS:		309,815,028	714,476,539	43.36%	

10 Year Renewal Data and 10 Year FCI Calculation as of May 14, 2018

School Name	Gross Floor Area - sq.m.	Total Cost of Facility Work - 10 year period (\$)	Facility Replacement Value (\$)	10 Year Facility Condition Index (FCI)	Last Assessment Year
Tilbury District High School	7,632	15,144,548	16,103,685	94.04%	2016
W J Baird Public School	3,296	5,319,274	6,559,440	81.09%	2015
Blenheim District High School	11,926	16,403,989	21,584,757	76.00%	2016
A A Wright Public School	2,978	4,926,085	6,535,796	75.37%	2011
John McGregor Secondary School	13,643	19,530,875	26,508,088	73.68%	2016
Winston Churchill Public School	3,161	5,637,930	8,242,880	68.40%	2015
Ridgetown District High School	8,710	11,844,332	17,327,619	68.36%	2016
Harwich-Raleigh Public School	5,100	7,511,011	11,282,310	66.57%	2015
Queen Elizabeth II Public School - Petrolia	3,554	5,594,327	8,410,090	66.52%	2015
East Lambton Elementary School	4,163	5,699,715	8,626,422	66.07%	2016
Bridgeview Public School	2,909	4,039,124	6,161,450	65.55%	2014
North Lambton Secondary School	9,359	12,654,211	19,970,150	63.37%	2014
Cathcart Boulevard Public School	3,828	6,624,699	10,940,410	60.55%	2015
Mooretown-Courtright Public School	2,091	3,819,472	6,342,400	60.22%	2015
Lambton Kent Composite School	13,567	12,873,568	21,930,548	58.70%	2016
Errol Road Public School	3,715	5,407,030	9,214,250	58.68%	2015
Wallaceburg District Secondary School	17,564	20,692,610	35,349,600	58.54%	2014
Colonel Cameron Public School	3,005	4,511,123	7,737,640	58.30%	2015
Riverview Central School	2,379	3,543,725	6,103,320	58.06%	2015
Alexander Mackenzie Secondary School	9,759	13,379,028	23,334,530	57.34%	2014
Tilbury Area Public School	3,822	4,855,732	8,622,640	56.31%	2015
Merlin Area Public School	2,512	3,625,736	6,559,440	55.28%	2015
Bosanquet Central School	2,769	3,979,343	7,301,450	54.50%	2014
Dresden Area Central School	4,377	6,316,906	11,611,015	54.40%	2016
Kinnwood Central Public School	3,896	3,914,399	7,323,320	53.45%	2014
London Road Public School	2,600	3,317,521	6,402,800	51.81%	2014
Lakeroad Public School	2,962	4,482,598	8,816,543	50.84%	2011
Northern Collegiate Institute & Vocational School	17,916	18,997,085	37,788,718	50.27%	2016
Victor Lauriston Public School	3,852	5,668,493	11,280,820	50.25%	2011
Hanna Memorial Public School	3,320	4,068,086	8,158,270	49.86%	2014
H W Burgess Public School	1,915	2,992,615	6,292,740	47.56%	2015
Chatham-Kent Secondary School	17,424	18,187,493	38,389,890	47.38%	2016
Lambton Central Collegiate Vocational Institute	16,382	15,745,858	33,371,092	47.18%	2016
McNaughton Ave Public School	5,754	7,369,508	15,691,220	46.97%	2016
John N Given Public School	2,602	3,703,536	8,019,928	46.18%	2016
Tecumseh Public School	5,915	5,606,127	12,243,630	45.79%	2016
Brooke Central School	4,104	4,153,532	9,206,955	45.11%	2011
Zone Township Central School	1,732	2,658,491	6,005,575	44.27%	2016
Gregory Drive Public School	3,153	3,589,579	8,249,060	43.52%	2015
Aberarder Central School	1,696	2,367,640	5,568,650	42.52%	2014
Naahii Ridge Public School	3,944	3,741,308	9,040,390	41.38%	2014
Errol Village Public School	1,872	2,176,128	5,316,800	40.93%	2014
High Park Public School	4,161	4,870,453	11,905,758	40.91%	2016
Queen Elizabeth II Public School - Sarnia	3,128	4,276,285	10,498,231	40.73%	2011
Brigden Public School	2,332	2,961,682	7,381,605	40.12%	2011
Bright's Grove Elementary School	3,664	3,182,706	8,110,650	39.24%	2014

School Name	Gross Floor Area - sq.m.	Total Cost of Facility Work - 10 year period (\$)	Facility Replacement Value (\$)	10 Year Facility Condition Index (FCI)	Last Assessment Year
King George VI Public School - Sarnia	2,864	3,168,997	8,094,850	39.15%	2014
Wheatley Area Public School	3,077	3,067,922	7,933,000	38.67%	2015
Lansdowne Public School	3,234	3,247,560	8,420,040	38.57%	2014
Confederation Central School	2,331	2,861,300	7,451,906	38.40%	2011
Dawn Euphemia Public School	1,958	2,310,635	6,074,330	38.04%	2015
Lambton Central Centennial School	3,078	3,175,350	8,565,193	37.07%	2016
Sir John Moore Public School	4,628	3,575,690	9,960,800	35.90%	2015
King George VI Public School - Chatham	2,640	2,679,980	7,973,586	33.61%	2016
Indian Creek Road Public School	5,376	4,099,382	12,581,730	32.58%	2015
Hillcrest Public School	2,240	1,947,726	6,079,840	32.04%	2015
Rosedale Public School	3,581	3,157,104	10,139,640	31.14%	2014
P.E. McGibbon Public School	4,487	3,283,068	10,909,060	30.09%	2015
Thamesville Area Central School	1,737	1,696,758	6,262,795	27.09%	2016
Queen Elizabeth II Public School - Chatham	3,961	2,437,067	10,522,964	23.16%	2016
Grand Bend Public School	2,707	1,236,751	6,084,230	20.33%	2014
TOTALS:		373,910,806	714,476,539	52.33%	

Capital Planning

The LKDSB's annual budget contains capital renewal funding, which is comprised of School Renewal Grants and School Condition Grants. Both of these grants are applied to the capital needs of the LKDSB's facilities in the following areas:

- Building Shell - including walls, foundation and roof;
- Building Site Work - including parking lots, sidewalks and playground asphalt;
- Building Systems - including heating, plumbing, electrical; and
- Interior Spaces - including classroom interiors.

Current annual funding is not sufficient to cover the current capital needs of the LKDSB, which is resulting in a sizable funding gap. Additions to LKDSB facilities may be funded from alternative Ministry of Education grants. These grants are application-based requiring the LKDSB to complete a separate application for each capital request. Each request is evaluated by the Ministry of Education, with only approved projects receiving funding. The LKDSB competes against other school boards for this application-based funding and can only submit projects when available funding programs are announced by the Ministry. The Ministry has communicated during past application intakes that school boards need to address declining enrolment through the closure of schools if school boards want to be successful in receiving dedicated capital funding.

The Ministry of Education's School Board Efficiencies and Modernization Strategy provided incentives and supports for school boards to make more efficient use of school space. "These changes will continue to encourage school boards to focus on using education resources and facilities to support students rather than supporting school space that may be surplus to students' education needs." *Ministry of Education, Education Funding, Technical Paper 2015/2016, Spring 2015*. Previous levels of reduced annual funding and the immediacy of its impact has required the LKDSB to act to implement a multi-year plan in the interest of fiscal responsibility and enhanced student learning. As directed by the Ministry, the proceeds of disposition from the sale of surplus properties can only be used as a funding source for capital work.

Detailed information on the Ministry Funding formula can be found at http://www.edu.gov.on.ca/eng/funding/1718/2017_18_technical_paper_en.pdf

Proposed Pupil Accommodation Review Plan by Phases

Phase	Description of Consolidation	Notes
<p>Blenheim-Ridgetown Tilbury and South Chatham Area</p>	<p><u>Scenario 1:</u> Construct a Kindergarten to Grade 12 School on either the Blenheim District High School site or Harwich Raleigh Public School site.</p> <p>Close and relocate the students from:</p> <ul style="list-style-type: none"> a) Harwich Raleigh Public School (English Language and French Immersion Programs); b) W.J. Baird Public School; c) Ridgetown District High School Grade 7 and 8 Program; d) Ridgetown District High School and e) Blenheim District High School <p><u>Scenario 2:</u> Construct a Grade 9 to Grade 12 Consolidated Secondary School at a site to be determined.</p> <p>Close and relocate the secondary students from:</p> <ul style="list-style-type: none"> a) Blenheim District High School; b) John McGregor Secondary School; c) Ridgetown District High School and d) Tilbury District High School <p>Relocate Ridgetown District High School Grade 7 and 8 students to Naahii Ridge Public School.</p> <p>Close W.J. Baird Public School and relocate students to Harwich Raleigh Public School in Blenheim.</p>	<p>In spring 2017, the LKDSB invited its school communities to share their thoughts about the two proposed scenarios for the Blenheim, Ridgetown, Tilbury, and South Chatham Area phase of pupil accommodation, as identified in the <u>LKDSB Pupil Accommodation Report 2016/2017</u>.</p> <p>The Thoughtexchange process allowed participants to share their thoughts and prioritize the thoughts of others. The goal was to capture a sense of shared values and priorities in the community.</p> <p>A total of 748 individuals participated in the Thoughtexchange. Participants shared 3,653 thoughts and assigned 58,755 stars to their top priorities from across the LKDSB. Thoughtexchange assembled the results into an online report. Further information is available on the LKDSB website (www.lkdsb.net).</p> <p>Proposed Pupil Accommodation Review start date to be determined.</p>
<p>Sarnia Elementary</p>	<p>Construct a new elementary school on the property the LKDSB owns in Sherwood Village subdivision to house local students currently bused to King George VI (Sarnia), Lakeroad, Confederation Central, High Park and Errol Road Public Schools respectively.</p> <p>Close Confederation Central Public School and relocate students to:</p> <ul style="list-style-type: none"> a) the newly constructed school in Sherwood Village or b) Brigden Public School or c) Plympton-Wyoming Public School. <p>Close Queen Elizabeth II (Sarnia) Public School and relocate students to:</p> <ul style="list-style-type: none"> a) High Park Public School or b) Lansdowne Public School. <p>Close London Road Public School and relocate students to Hanna Memorial Public School.</p> <p>Close Lakeroad Public School and relocate students to:</p> <ul style="list-style-type: none"> a) the newly constructed school in Sherwood Village or 	<p>In spring 2018 the LKDSB conducted an online community engagement/study (Thoughtexchange) of City of Sarnia elementary school stakeholders regarding the proposed plan for the City of Sarnia Elementary School phase of pupil accommodation, as identified in the LKDSB Pupil Accommodation Report 2017/2018.</p> <p>A total of 627 individuals participated in the Thoughtexchange. Participants shared 866 thoughts and assigned 13,115 stars to their top priorities from across the LKDSB. Thoughtexchange assembled the results into an online report. Further information is available on the LKDSB website (www.lkdsb.net).</p>

Phase	Description of Consolidation	Notes
	<p>b) King George VI (Sarnia) Public School or c) Cathcart Boulevard Public School.</p> <p>Relocate the English Language Program students at Errol Road Public School to:</p> <p>a) King George VI (Sarnia) Public School or b) Cathcart Boulevard Public School.</p> <p>Relocate the French Immersion Programs at High Park Public School and Cathcart Blvd. Public School to a Single Track site at Errol Road Public School. Construct an addition of approximately six classrooms at Errol Road Public School to accommodate students.</p>	<p>Proposed Pupil Accommodation Review start date to be determined.</p>
<p>Corunna-Mooretown Area</p>	<p><u>Original Option:</u></p> <p>Close Mooretown-Courtright Public School and Colonel Cameron Public School.</p> <p>Relocate students to:</p> <p>a) Sir John Moore Community School or b) Riverview Central Public School.</p> <p>Addition of 10 classrooms at Sir John Moore Community School site.</p> <p><u>Additional Option:</u></p> <p>Close Mooretown-Courtright Public School and consolidate students at Colonel Cameron Public School.</p>	<p>Proposed Pupil Accommodation Review start date to be determined.</p>
<p>Dresden Area</p>	<p><u>Original Option:</u></p> <p>Reconfiguration of Lambton Kent Composite School (LKCS) into a Kindergarten to Grade 12 School.</p> <p>Close Dawn-Euphemia School and relocate students to:</p> <p>a) Lambton Central Centennial School or b) Brooke Central Public School or c) The new Lambton Kent Composite School Kindergarten to Grade 12 School or d) Brigden Public School or e) H.W. Burgess Public School</p> <p>Close Zone Township Central School and relocate students to Thamesville Area Central School.</p> <p>Close Dresden Area Central School and relocate students to the reconfigured Kindergarten to Grade 12 School at Lambton Kent Composite School.</p> <p><u>Additional Option:</u></p> <p>Close Dresden Area Central School and relocate students to a reconfigured Kindergarten to Grade 8 school at the Lambton Kent Composite School site.</p> <p>Relocate Grade 9-12 Lambton Kent Composite School students to:</p> <p>a) Chatham-Kent Secondary School or</p>	<p>Proposed Pupil Accommodation Review start date to be determined.</p>

Phase	Description of Consolidation	Notes
	<p>b) Lambton Central Collegiate Vocational Institute or c) Wallaceburg District Secondary School</p> <p>Close Dawn-Euphemia School and relocate students to:</p> <p>a) Lambton Central Centennial School or b) Brooke Central Public School or c) The reconfigured Kindergarten to Grade 8 school at the Lambton Kent Composite School site or d) Brigden Public School or e) H.W. Burgess Public School</p> <p>Close Zone Township Central School and relocate students to Thamesville Area Central School.</p>	



Lambton Kent
District School Board
Student Achievement ✓ *Community Success*

School & Site Information Summaries

APPENDIX A








School & Site Information Summaries – Information Provided

School & Site Information Summary includes:

- a. School Name & Address
- b. Family of Schools Relationship(s)
- c. OTG (On the Ground) Ministry Rated Capacity - Determined by the Ministry of Education by loading all instructional spaces within the facility to current Ministry standards for class size requirements and room areas.
- d. Gross Floor Area (GFA) in Square Metres
- e. Site Acreage in Hectares and Acres
- f. Original Building Date/Additions
- g. Grade Range
- h. Program Offered
 - i. Regular – English Program (includes French Core language)
 - ii. French Immersion (Board Program)
 - iii. Alternative Learning & Lifeskills Program
 - iv. Native Second Language Program (offered at named schools)
- i. Out of Area Students – Students who are attending the school for regular program, but whose residential address is not within the school boundary.
- j. 5 Year Enrolment History – 2013 to 2017
- k. Current Enrolment – as of September 20, 2018 from Student Information System
- l. 10 Year Enrolment Projection – 2019 to 2028
- m. Enrolment Utilization Chart
- n. Facility Condition Index (FCI) – 5 & 10 Year
- o. Total Events Costs – 5 & 10 Year

Enrolment Source is Baragar Systems, our Demographics Company. Charted enrolment is reported on a headcount basis.

Legend-School Utilization Chart:

	120% of Capacity
	80% of Capacity
	100% of Capacity
	IC – In Catchment Students
	OC – Out of Catchment Students
	BP – French Immersion
	ALLP-Alternative Learning & Lifeskills Program

Lambton Kent D.S.B. Schools – Page References

Elementary Schools	Pages
A.A. Wright Public School	5-6
Aberarder Central School	7-8
Bosanquet Central School	9-10
Bridgeview Public School	11-12
Brigden Public School	13-14
Bright's Grove Public School	15-16
Brooke Central Public School	17-18
Cathcart Boulevard Public School	19-20
Colonel Cameron Public School	21-22
Confederation Central School	23-24
Dawn-Euphemia School	25-26
Dresden Area Central School	27-28
East Lambton Elementary School	29-30
École Hillcrest Public School	31-32
Errol Road Public School	33-34
Errol Village Public School	35-36
Grand Bend Public School	37-38
Gregory Drive Public School	39-40
Hanna Memorial Public School	41-42
Harwich-Raleigh Public School	43-44
High Park Public School	45-46
H.W. Burgess Public School	47-48
Indian Creek Road Public School	49-50
King George VI Public School - Chatham	51-52
King George VI Public School - Sarnia	53-54
Kinnwood Central Public School	55-56
Lakeroad Public School	57-58
Lambton Central Centennial Public School	59-60
Lansdowne Public School	61-62
London Road Public School	63-64
McNaughton Avenue Public School	65-66
Merlin Area Public School	67-68
Mooretown-Courtright Public School	69-70
Naahii Ridge Public School	71-72
P.E. McGibbon Public School	73-74

Lambton Kent D.S.B. Schools – Page References Continued

Elementary Schools	Pages
Plympton-Wyoming Public School	75-76
Queen Elizabeth II Public School - Chatham	77-78
Queen Elizabeth II Public School - Petrolia	79-80
Queen Elizabeth II Public School - Sarnia	81-82
Ridgetown District High School-Gr 7&8	83-84
Riverview Central School	85-86
Rosedale Public School	87-88
Sir John Moore Community School	89-90
Tecumseh Public School	91-92
Thamesville Area Central School	93-94
Tilbury Area Public School	95-96
Victor Lauriston Public School	97-98
Wallaceburg District Secondary School-Gr 7&8	99-100
Wheatley Area Public School	101-102
Winston Churchill Public School	103-104
W.J. Baird Public School	105-106
Zone Township Central School	107-108

Secondary Schools	Pages
Alexander Mackenzie Secondary School	109-110
Blenheim District High School	111-112
Chatham Kent Secondary School	113-114
Great Lakes Secondary School	115-116
John McGregor Secondary School	117-118
Lambton Central Collegiate & Vocational Institute	119-120
Lambton Kent Composite School	121-122
Northern Collegiate Institute & Vocational School	123-124
North Lambton Secondary School	125-126
Ridgetown District Secondary School	127-128
Tilbury District High School	129-130
Wallaceburg District Secondary School	131-132

Lambton Kent District School Board School & Site Information Summary

School: A.A. Wright Public School
Address: 55 Elm Street, Wallaceburg, ON N8A 3M7

Family of Schools: Wallaceburg District Secondary School



OTG (On the Ground) Ministry Rated Capacity:	268
Gross Floor Area (GFA):	2,978 m ²
Site Acreage:	4.03 Hectares/9.958 Acres
Original Building Date/Additions:	1953/1957, 1966, 1974, 2000, 2012
Grades:	JK-Grade 6
Programs:	Regular; Native Second Language; Alternative Learning & Lifeskills
Out of Area Students:	7

AA Wright Public School

5 Year Enrolment History

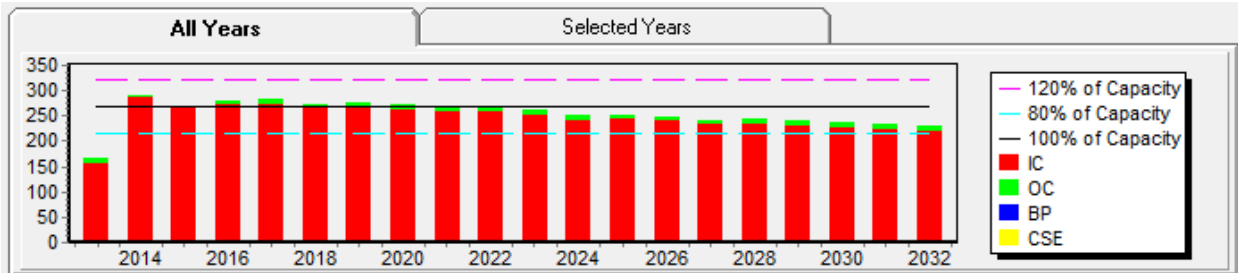
Grade	2013	2014	2015	2016	2017
JK	18	35	34	43	26
K	22	36	31	42	44
1	17	40	33	38	39
2	21	34	39	31	36
3	16	37	30	35	35
4	24	29	37	29	32
5	26	36	31	34	30
6	21	44	35	26	40
ALLP	5	4	4	0	0
Total	170	295	274	278	282

Enrolment September 20, 2018

Year	JK	K	1	2	3	4	5	6	ALLP	Total
2018	35	23	42	38	38	31	36	29	0	272

10 Year Enrolment Projections

Grade	2019	2020	2021	2022	2023	2024	2025	2026	2027	2028
JK	36	27	32	32	31	31	30	30	29	29
K	37	39	29	35	35	34	33	33	32	32
1	29	35	38	28	34	33	33	32	32	31
2	41	28	34	37	28	33	32	32	31	31
3	36	40	27	33	36	27	32	31	31	30
4	35	36	39	27	33	36	27	32	31	31
5	33	33	34	38	26	32	34	25	30	30
6	31	33	33	34	38	26	31	34	25	30
Total	278	271	266	264	261	252	252	249	241	244



A. A. Wright Public School (Local User - Lambton Kent District School Board)

FCI 5 YEAR & EVENTS COSTS	FCI 10 YEAR & EVENTS COSTS
70.62%	75.37%
\$4,615,282	\$4,926,085

Lambton Kent District School Board School & Site Information Summary

School: Aberarder Central School

Address: 4804 Aberarder Line, Camlachie, ON N0N 1E0

Family of Schools: North Lambton Secondary School



OTG (On the Ground) Ministry Rated Capacity:	199
Gross Floor Area (GFA):	1,696 m ²
Site Acreage:	3.48 Hectares/8.599 Acres
Original Building Date:	1963/1967
Grades:	JK-Grade 8
Programs:	Regular
Out of Area Students:	1

Aberarder Central School

5 Year Enrolment History

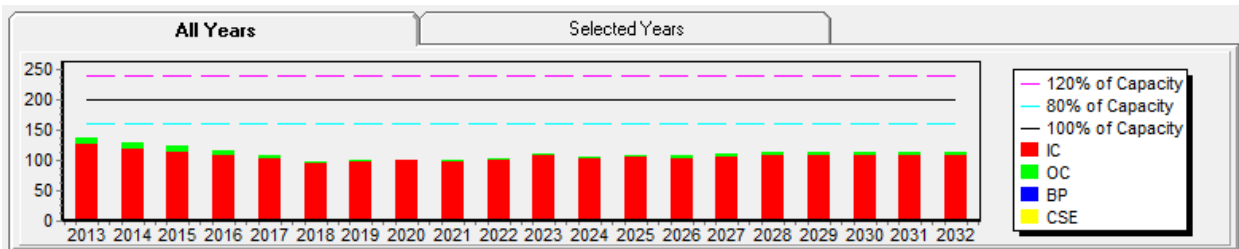
Grade	2013	2014	2015	2016	2017
JK	8	14	7	11	7
K	6	6	15	9	11
1	17	7	6	14	8
2	10	15	8	4	15
3	7	10	14	8	5
4	17	9	12	15	7
5	14	19	10	12	14
6	20	14	20	10	12
7	15	19	13	18	9
8	22	15	18	14	19
Total	136	128	123	115	107

Current Enrolment – September 20, 2018

Year	JK	K	1	2	3	4	5	6	7	8	Total
2018	8	11	12	9	18	5	9	17	11	10	110

10 Year Enrolment Projections

Grade	2019	2020	2021	2022	2023	2024	2025	2026	2027	2028
JK	11	11	11	10	11	10	11	10	11	10
K	8	11	11	11	10	11	10	11	10	11
1	7	8	11	11	11	10	11	10	11	10
2	11	7	8	11	11	11	10	11	10	11
3	9	12	8	9	12	12	12	11	12	11
4	16	9	12	8	9	12	12	12	11	12
5	5	16	9	12	8	9	12	12	12	11
6	7	5	16	9	12	8	9	12	12	12
7	14	7	5	16	9	12	8	9	12	12
8	13	15	8	6	17	10	13	9	10	13
Total	101	101	99	103	110	105	108	107	111	113



Aberarder Central School (Local User - Lambton Kent District School Board)

FCI 5 YEAR & EVENTS COSTS	FCI 10 YEAR & EVENTS COSTS
36.48%	42.52%
\$2,031,184	\$2,367,640

Lambton Kent District School Board School & Site Information Summary

School: Bosanquet Central School
Address: 8766 Northville Road, Thedford, ON N0M 2N0

Family of Schools: North Lambton Secondary School



OTG (On the Ground) Ministry Rated Capacity:	328
Gross Floor Area (GFA):	2,769 m ²
Site Acreage:	4.93 Hectares/12.182 Acres
Original Building Date/Additions:	1963/1966, 1969, 1995
Grades:	JK-Grade 8
Programs:	Regular
Out of Area Students:	11

Bosanquet Central School

5 Year Enrolment History

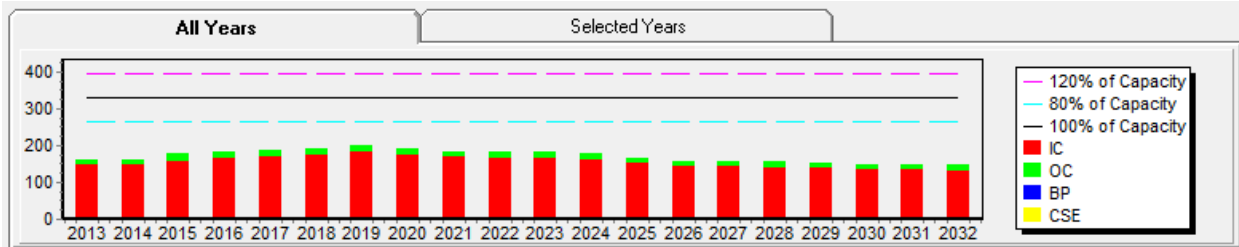
Grade	2013	2014	2015	2016	2017
JK	18	20	21	20	13
K	16	15	21	24	21
1	18	17	18	21	24
2	18	19	17	17	21
3	14	18	21	17	16
4	21	14	21	21	16
5	11	19	15	21	23
6	16	11	18	14	22
7	15	15	12	18	14
8	15	13	14	10	18
Total	162	161	178	183	188

Current Enrolment – September 20, 2018

Year	JK	K	1	2	3	4	5	6	7	8	Total
2018	12	14	18	26	23	16	14	21	21	13	178

10 Year Enrolment Projections

Grade	2019	2020	2021	2022	2023	2024	2025	2026	2027	2028
JK	15	15	14	14	14	14	14	13	13	13
K	15	15	15	14	14	14	14	14	13	13
1	14	15	15	15	15	15	15	15	15	14
2	23	14	16	16	16	16	15	15	15	15
3	26	23	14	16	16	16	16	15	15	15
4	22	27	25	15	17	17	17	16	16	16
5	18	22	27	25	15	17	17	17	16	16
6	18	18	22	27	25	15	17	17	17	16
7	25	18	18	22	27	25	15	17	17	17
8	24	25	18	18	22	27	25	15	17	17
Total	200	192	184	182	181	176	165	154	154	152



Bosanquet Central Public School (Local User - Lambton Kent District School Board)

FCI 5 YEAR & EVENTS COSTS	FCI 10 YEAR & EVENTS COSTS
48.07%	54.50%
\$3,509,811	\$3,979,343

Lambton Kent District School Board School & Site Information Summary

School: Bridgeview Public School

Address: 205 Albert Street, Point Edward, ON N7V 1R4

Family of Schools: Northern Collegiate Institute & Vocational School



OTG (On the Ground) Ministry Rated Capacity:	277
Gross Floor Area (GFA):	2,909 m ²
Site Acreage:	1.92 Hectares/4.744 Acres
Original Building Date/Additions:	1949/1954, 1957, 1959, 1965, 1971
Grades:	JK-Grade 8
Programs:	Regular; Alternative Learning & Lifeskills
Out of Area Students:	33

Bridgeview Public School

5 Year Enrolment History

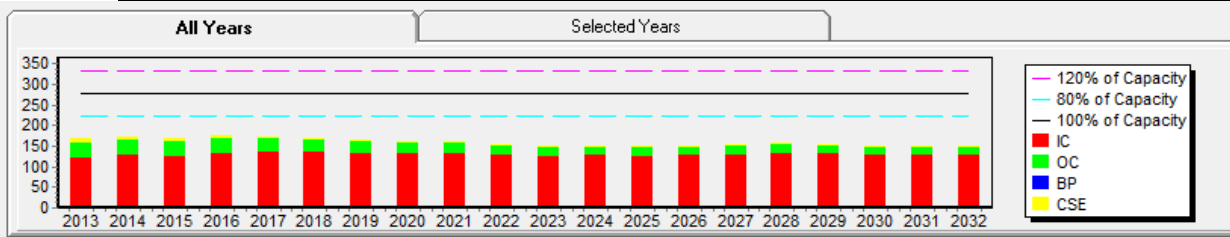
Grade	2013	2014	2015	2016	2017
JK	12	13	14	12	11
K	13	13	14	15	11
1	17	16	15	14	16
2	21	17	18	17	13
3	20	21	16	20	18
4	13	22	22	15	21
5	15	14	20	23	16
6	14	16	15	22	23
7	19	14	15	15	22
8	15	20	13	16	16
ALLP	9	6	6	5	4
Total	168	172	169	174	171

Current Enrolment – September 20, 2018

Year	JK	K	1	2	3	4	5	6	7	8	ALLP	Total
2018	9	13	12	16	12	18	19	16	23	20	14	172

10 Year Enrolment Projections

Grade	2019	2020	2021	2022	2023	2024	2025	2026	2027	2028
JK	15	16	13	13	13	13	13	13	13	13
K	10	15	16	13	13	13	13	13	13	13
1	12	11	16	17	14	14	14	14	14	14
2	12	12	11	16	17	14	14	14	14	14
3	16	12	12	11	16	17	14	14	14	14
4	14	17	13	13	12	17	18	15	15	15
5	19	14	17	13	13	12	17	18	15	15
6	22	20	15	18	14	14	13	18	19	16
7	17	22	20	15	18	14	14	13	18	19
8	24	18	23	21	16	19	15	15	14	19
ALLP	4	4	4	4	4	4	4	4	4	4
Total	165	161	160	154	150	151	149	151	153	156



Bridgeview Public School (Local User - Lambton Kent District School Board)

FCI 5 YEAR & EVENTS COSTS	FCI 10 YEAR & EVENTS COSTS
49.47%	65.55%
\$3,048,288	\$4,039,124

Lambton Kent District School Board School & Site Information Summary

School: **Brigden Public School**

Address: 1-1540 Duncan Street, Brigden, ON N0N 1B0

Family of Schools: Lambton Central Collegiate & Vocational Institute



OTG (On the Ground) Ministry Rated Capacity:	305
Gross Floor Area (GFA):	2332 m ²
Site Acreage:	3.34 Hectares/8.253 Acres
Original Building Date/Additions:	1962/1965,1967,1979
Grades:	JK-Grade 8
Programs:	Regular
Out of Area Students:	5

Brigden Public School

5 Year Enrolment History

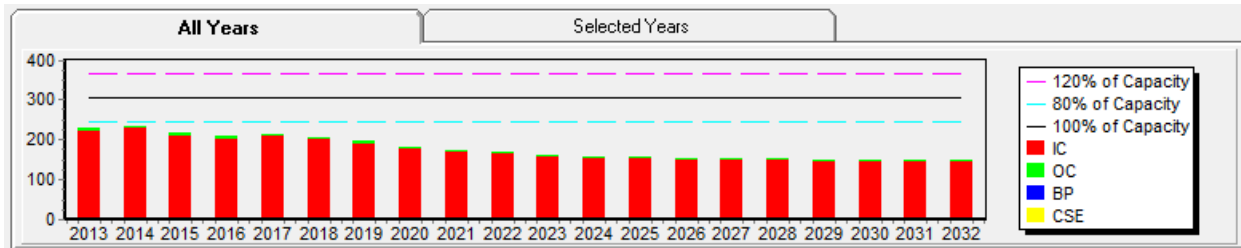
Grade	2013	2014	2015	2016	2017
JK	18	22	14	18	14
K	20	20	23	15	19
1	22	21	19	19	14
2	31	23	21	19	17
3	32	31	23	21	21
4	24	31	29	22	21
5	16	24	31	30	24
6	19	15	19	28	30
7	27	21	16	23	29
8	19	26	22	16	26
Total	228	234	217	211	215

Current Enrolment – September 20, 2018

Year	JK	K	1	2	3	4	5	6	7	8	Total
2018	14	15	19	15	20	22	20	25	30	29	209

10 Year Enrolment Projections

Grade	2019	2020	2021	2022	2023	2024	2025	2026	2027	2028
JK	15	14	13	13	13	13	13	13	13	13
K	15	16	15	14	14	14	14	14	14	14
1	13	15	16	15	14	14	14	14	14	14
2	19	13	15	16	15	14	14	14	14	14
3	14	19	13	15	16	15	14	14	14	14
4	17	14	19	13	15	16	15	14	14	14
5	22	18	15	20	14	16	17	16	15	15
6	21	22	18	15	20	14	16	17	16	15
7	26	24	25	21	18	23	17	18	19	18
8	33	26	24	25	21	18	23	17	18	19
Total	195	181	173	167	160	157	157	151	151	150



Brigden Public School (Local User - Lambton Kent District School Board)

FCI 5 YEAR & EVENTS COSTS	FCI 10 YEAR & EVENTS COSTS
39.37%	40.12%
\$2,906,365	\$2,961,682

Lambton Kent District School Board School & Site Information Summary

School: **Bright's Grove Public School**

Address: 2612 Hamilton Road, Bright's Grove, ON N0N 1C0

Family of Schools: Northern Collegiate Institute & Vocational School



OTG (On the Ground) Ministry Rated Capacity:	378
Gross Floor Area (GFA):	3,664 m ²
Site Acreage:	1.38 Hectares/3.409 Acres
Original Building Date/Additions:	1997/2014
Grades:	JK-Grade 8
Programs:	Regular
Out of Area Students:	4

Bright's Grove Public School

5 Year Enrolment History

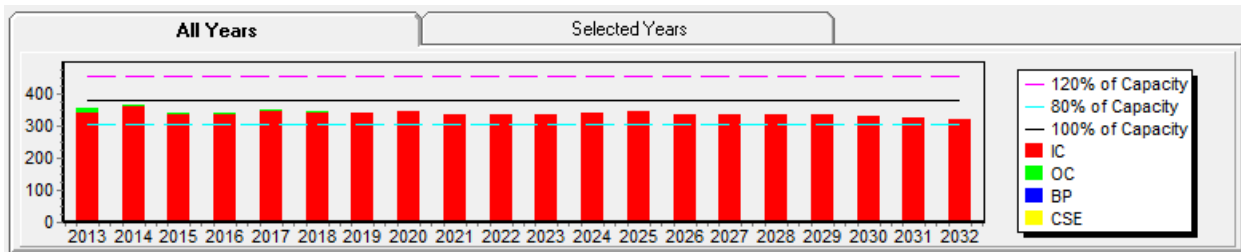
Grade	2013	2014	2015	2016	2017
JK	28	30	25	37	29
K	35	31	28	26	42
1	42	35	28	24	24
2	28	45	34	33	29
3	32	27	44	34	37
4	29	36	28	48	37
5	33	31	33	28	47
6	50	32	33	36	31
7	45	53	35	36	35
8	30	43	52	36	36
Total	352	363	340	338	347

Current Enrolment – September 20, 2018

Year	JK	K	1	2	3	4	5	6	7	8	Total
2018	27	28	43	25	31	39	36	49	31	37	346

10 Year Enrolment Projections

Grade	2019	2020	2021	2022	2023	2024	2025	2026	2027	2028
JK	28	30	31	31	30	30	30	29	29	28
K	28	30	35	33	33	32	31	31	31	30
1	31	29	30	36	33	33	33	32	32	31
2	44	31	30	31	37	35	34	33	33	33
3	25	45	33	30	31	38	35	35	35	34
4	30	25	46	34	31	33	38	36	35	35
5	38	30	26	46	34	31	33	38	36	35
6	37	38	30	26	46	34	31	33	38	36
7	47	37	38	30	26	46	34	31	33	38
8	31	47	37	38	30	26	46	34	31	33
Total	339	342	336	335	331	338	345	332	333	333



Bright's Grove Public School (Local User - Lambton Kent District School Board)

FCI 5 YEAR & EVENTS COSTS	FCI 10 YEAR & EVENTS COSTS
31.04%	39.24%
\$2,517,776	\$3,182,706

Lambton Kent District School Board School & Site Information Summary

School: Brooke Central Public School

Address: 7989 Brooke Line, R.R. #7, Alvinston, ON N0N 1A0

Family of Schools: Lambton Central Collegiate & Vocational Institute



OTG (On the Ground) Ministry Rated Capacity:	386
Gross Floor Area (GFA):	4,104 m ²
Site Acreage:	7.07 Hectares/17.469 Acres
Original Building Date/Additions:	1961/1967,2008,2014
Grades:	JK-Grade 8
Programs:	Regular; French Immersion
Out of Area Students:	16

Brooke Central Public School

5 Year Enrolment History

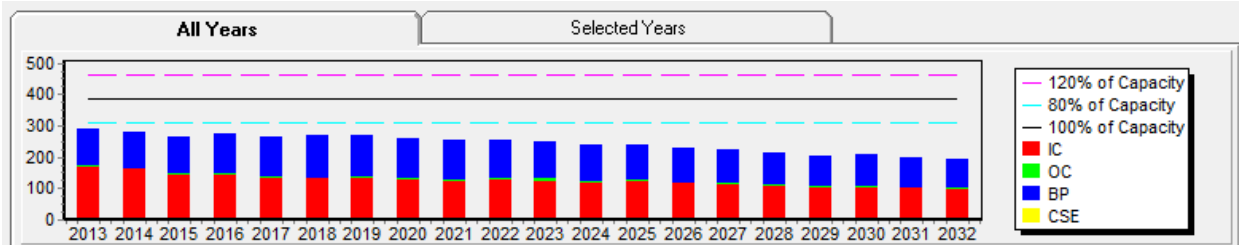
Grade	2013	2014	2015	2016	2017
JK	25	28	23	30	22
K	24	24	30	22	30
1	33	22	24	30	23
2	28	31	23	27	31
3	25	28	31	22	28
4	30	26	29	30	20
5	37	30	24	28	30
6	19	35	29	22	29
7	36	19	34	29	23
8	32	35	18	34	28
Total	289	278	265	274	264

Current Enrolment – September 20, 2018

Year	JK	K	1	2	3	4	5	6	7	8	Total
2018	28	23	29	20	29	29	19	33	29	24	263

10 Year Enrolment Projections

Grade	2019	2020	2021	2022	2023	2024	2025	2026	2027	2028
JK	25	16	25	22	23	21	21	20	20	18
K	33	25	16	25	22	23	21	21	20	20
1	22	33	25	16	25	22	23	21	21	20
2	30	22	33	25	16	25	22	23	21	21
3	23	30	22	32	25	16	25	22	23	21
4	31	23	29	22	32	25	15	24	22	22
5	28	30	22	29	23	32	25	16	24	23
6	20	28	30	22	29	22	33	26	16	25
7	30	21	29	31	23	30	22	33	26	16
8	30	30	21	28	31	23	30	22	32	26
Total	272	258	252	252	249	239	237	228	225	212



Brooke Central Public School (Local User - Lambton Kent District School Board)

FCI 5 YEAR & EVENTS COSTS	FCI 10 YEAR & EVENTS COSTS
28.08%	45.11%
\$2,585,447	\$4,153,532

Lambton Kent District School Board School & Site Information Summary

School: Cathcart Boulevard Public School
Address: 1219 Cathcart Blvd., Sarnia, ON N7S 2H7

Family of Schools: Northern Collegiate Institute & Vocational School



OTG (On the Ground) Ministry Rated Capacity:	518
Gross Floor Area (GFA):	3,828 m ²
Site Acreage:	2.68 Hectares/6.622 Acres
Original Building Date/Additions:	1956/1960,1964,1966,1968,1988,2007,2014
Grades:	JK-Grade 8
Programs:	Regular; French Immersion
Out of Area Students:	32

Cathcart Boulevard Public School

5 Year Enrolment History

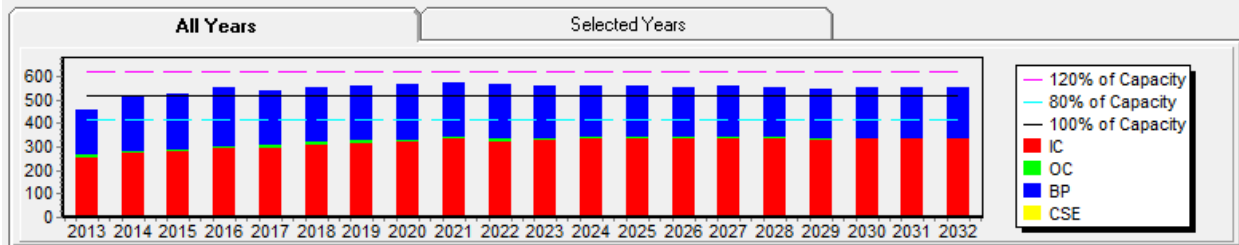
Grade	2013	2014	2015	2016	2017
JK	49	49	55	54	41
K	50	55	55	55	55
1	45	55	60	61	57
2	38	54	55	59	58
3	50	41	52	58	57
4	45	55	39	51	59
5	41	51	53	41	53
6	43	41	51	52	43
7	53	53	58	61	58
8	47	58	50	60	60
Total	461	512	528	552	541

Current Enrolment – September 20, 2018

Year	JK	K	1	2	3	4	5	6	7	8	Total
2018	60	44	57	55	60	53	58	56	60	62	565

10 Year Enrolment Projections

Grade	2019	2020	2021	2022	2023	2024	2025	2026	2027	2028
JK	54	42	48	48	48	48	48	48	48	48
K	57	55	45	52	52	52	52	52	52	52
1	45	59	59	47	53	53	53	53	53	53
2	58	46	60	60	47	54	54	54	54	54
3	58	58	45	60	60	47	54	54	54	54
4	57	58	59	46	61	61	47	54	54	54
5	59	59	61	61	49	65	65	50	58	58
6	63	60	60	62	62	50	65	65	51	58
7	56	66	66	63	67	67	55	69	70	56
8	53	57	69	67	63	69	68	55	70	71
Total	560	560	572	566	562	566	561	554	564	558



Cathcart Boulevard Public School (Local User - Lambton Kent District School Board)

FCI 5 YEAR & EVENTS COSTS	FCI 10 YEAR & EVENTS COSTS
54.28%	60.55%
\$5,938,580	\$6,624,699

Lambton Kent District School Board School & Site Information Summary

School: Colonel Cameron Public School
Address: 338 Cameron Street, Corunna, ON N0N 1G0

Family of Schools: Great Lakes Secondary School



OTG (On the Ground) Ministry Rated Capacity:	340
Gross Floor Area (GFA):	3,005 m ²
Site Acreage:	3.76 Hectares/9.290 Acres
Original Building Date/Additions:	1975/1980,1991
Grades:	JK-Grade 8
Programs:	Regular
Out of Area Students:	13

Colonel Cameron Public School

5 Year Enrolment

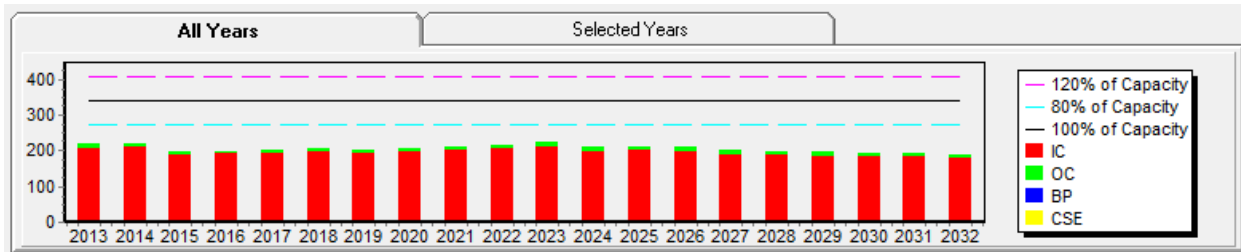
Grade	2013	2014	2015	2016	2017
JK	14	27	15	19	24
K	22	13	26	14	20
1	22	22	15	28	15
2	18	21	17	15	29
3	29	14	15	15	13
4	23	30	18	19	15
5	19	22	31	22	20
6	23	14	24	29	19
7	31	22	13	22	28
8	18	33	23	15	19
Total	219	218	197	198	202

Current Enrolment – September 20, 2018

Year	JK	K	1	2	3	4	5	6	7	8	Total
2018	16	25	20	13	29	15	13	22	17	28	198

10 Year Enrolment Projections

Grade	2019	2020	2021	2022	2023	2024	2025	2026	2027	2028
JK	19	17	19	18	18	18	17	17	17	17
K	19	19	17	19	19	18	18	18	17	17
1	24	19	19	17	19	19	18	18	18	17
2	20	24	19	19	17	19	19	18	18	18
3	15	20	24	19	19	17	19	19	18	18
4	33	19	24	28	23	23	20	23	22	21
5	17	34	19	25	28	23	23	20	23	23
6	15	18	35	19	25	28	23	23	21	23
7	20	16	18	35	19	25	29	23	23	21
8	19	21	16	18	35	20	26	30	23	24
Total	201	207	210	217	222	210	212	209	200	199



Colonel Cameron Public School (Local User - Lambton Kent District School Board)

FCI 5 YEAR & EVENTS COSTS	FCI 10 YEAR & EVENTS COSTS
53.32%	58.30%
\$4,125,540	\$4,511,123

Lambton Kent District School Board School & Site Information Summary

School: Confederation Central School

Address: 2500 Confederation Line, Sarnia, ON N7T 7H3

*Family of Schools: Great Lakes Secondary School;
Northern Collegiate Institute & Vocational School*



OTG (On the Ground) Ministry Rated Capacity:	305
Gross Floor Area (GFA):	2,331 m ²
Site Acreage:	3.88 Hectares/9.587 Acres
Original Building Date/Additions:	1962/1965,1969
Grades:	JK-Grade 8
Programs:	Regular
Out of Area Students:	7

Confederation Central School

5 Year Enrolment History

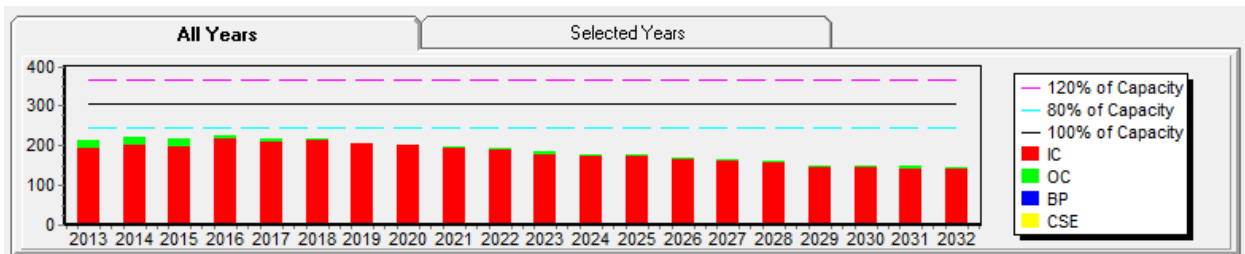
Grade	2013	2014	2015	2016	2017
JK	22	14	17	21	18
K	18	23	17	16	20
1	20	19	25	18	15
2	19	22	22	26	21
3	22	18	24	25	26
4	18	27	18	27	23
5	23	20	29	19	26
6	15	28	17	30	20
7	30	19	27	14	31
8	25	32	21	29	16
Total	212	222	217	225	216

Current Enrolment – September 20, 2018

Year	JK	K	1	2	3	4	5	6	7	8	Total
2018	30	18	22	19	23	30	25	23	25	28	243

10 Year Enrolment Projections

Grade	2019	2020	2021	2022	2023	2024	2025	2026	2027	2028
JK	21	11	14	13	14	13	14	13	13	12
K	16	22	12	15	14	14	13	14	13	14
1	20	17	23	13	16	15	16	15	15	14
2	22	21	17	24	13	16	15	16	15	16
3	16	23	21	18	25	14	17	16	16	15
4	22	16	23	22	18	26	14	18	16	17
5	26	22	16	23	22	18	26	14	18	16
6	21	26	22	16	23	22	18	26	14	18
7	24	21	26	22	16	23	22	18	26	14
8	18	24	21	26	22	16	23	22	18	26
Total	206	203	195	192	183	177	178	172	164	162



Confederation Central School (Local User - Lambton Kent District School Board)

FCI 5 YEAR & EVENTS COSTS	FCI 10 YEAR & EVENTS COSTS
36.16%	38.40%
\$2,694,480	\$2,861,300

Lambton Kent District School Board School & Site Information Summary

School: Dawn-Euphemia School
Address: 4587 Bentpath Line, Dresden, ON N0P 1M0

*Family of Schools: Lambton Central Collegiate & Vocational Institute;
 Lambton Kent Composite School*



OTG (On the Ground) Ministry Rated Capacity:	256
Gross Floor Area (GFA):	1,958 m ²
Site Acreage:	4.46 Hectares/11.020 Acres
Original Building Date/Additions:	1964/None
Grades:	JK-Grade 8
Programs:	Regular
Out of Area Students:	3

Dawn-Euphemia School

5 Year Enrolment History

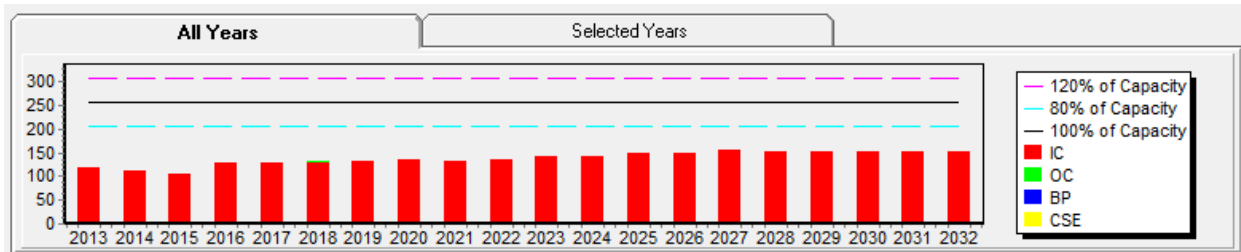
Grade	2013	2014	2015	2016	2017
JK	9	16	8	15	10
K	10	10	14	7	14
1	18	9	11	16	7
2	10	15	8	11	15
3	10	9	15	9	11
4	11	11	11	17	12
5	13	10	11	16	16
6	7	10	12	14	16
7	16	7	8	12	15
8	14	15	7	12	13
Total	118	112	105	129	129

Current Enrolment – September 20, 2018

Year	JK	K	1	2	3	4	5	6	7	8	Total
2018	11	10	18	6	17	13	14	16	14	17	136

10 Year Enrolment Projections

Grade	2019	2020	2021	2022	2023	2024	2025	2026	2027	2028
JK	15	15	15	15	15	15	15	15	15	15
K	15	15	15	15	15	15	15	15	15	15
1	10	16	15	15	15	15	15	15	15	15
2	14	11	16	15	15	15	15	15	15	15
3	7	15	11	16	16	16	15	15	15	15
4	16	8	15	11	17	16	16	15	15	15
5	11	16	8	15	11	17	16	16	15	15
6	12	11	16	8	15	11	17	16	16	15
7	16	12	11	16	8	15	11	17	16	16
8	16	16	12	11	16	8	15	11	17	16
Total	132	135	134	137	143	143	150	150	154	152



Dawn-Euphemia Public School (Local User - Lambton Kent District School Board)

FCI 5 YEAR & EVENTS COSTS	FCI 10 YEAR & EVENTS COSTS
34.28%	38.04%
\$2,082,375	\$2,310,635

Lambton Kent District School Board School & Site Information Summary

School: Dresden Area Central School
Address: 941 North Street, Dresden, ON NOP 1M0

Family of Schools: Lambton Kent Composite School



OTG (On the Ground) Ministry Rated Capacity:	446
Gross Floor Area (GFA):	4,377 m ²
Site Acreage:	4.01 Hectares/9.908 Acres
Original Building Date/Additions:	1952/1956,1967,2012
Grades:	JK-Grade 8
Programs:	Regular
Out of Area Students:	21

Dresden Area Central School

5 Year Enrolment History

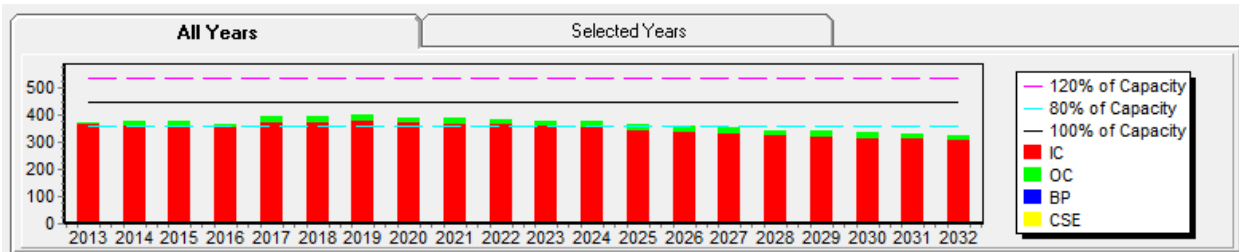
Grade	2013	2014	2015	2016	2017
JK	37	35	41	34	41
K	36	40	36	42	37
1	36	35	42	35	41
2	41	39	36	37	39
3	34	40	38	40	40
4	38	36	38	36	40
5	22	43	33	42	38
6	43	25	41	32	45
7	37	43	26	40	32
8	49	41	43	26	41
Total	373	377	374	364	394

Current Enrolment – September 20, 2018

Year	JK	K	1	2	3	4	5	6	7	8	Total
2018	38	42	38	44	42	39	40	38	42	31	394

10 Year Enrolment Projections

Grade	2019	2020	2021	2022	2023	2024	2025	2026	2027	2028
JK	35	33	35	33	33	33	32	32	31	31
K	39	37	34	35	34	33	33	33	33	32
1	44	39	37	35	35	34	34	33	33	33
2	38	44	39	37	35	36	35	34	34	33
3	42	38	44	39	37	35	36	35	35	34
4	40	43	38	44	40	38	35	37	35	35
5	40	40	43	38	44	40	38	35	37	35
6	40	40	40	43	38	44	40	38	35	37
7	38	40	40	40	43	38	44	40	38	35
8	45	38	40	40	40	43	38	44	40	38
Total	401	392	390	384	379	374	365	361	351	343



Dresden Area Central School (Local User - Lambton Kent District School Board)

FCI 5 YEAR & EVENTS COSTS	FCI 10 YEAR & EVENTS COSTS
52.18%	54.40%
\$6,058,315	\$6,316,906

Lambton Kent District School Board School & Site Information Summary

School: East Lambton Elementary School
Address: 139 Centennial Avenue, Watford, ON N0M 2S0

Family of Schools: North Lambton Secondary School



OTG (On the Ground) Ministry Rated Capacity:	351
Gross Floor Area (GFA):	4,163 m ²
Site Acreage:	1.2 Hectares/2.965 Acres
Original Building Date/Additions:	1928/1955,1961,1973
Grades:	JK-Grade 8
Programs:	Regular
Out of Area Students:	1

East Lambton Elementary School

5 Year Enrolment History

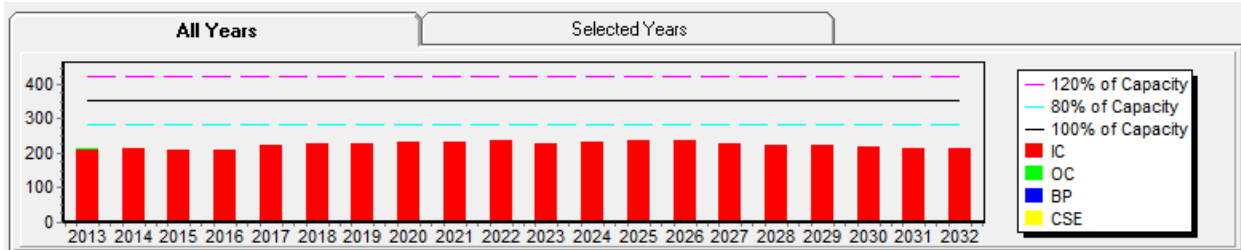
Grade	2013	2014	2015	2016	2017
JK	29	22	26	22	28
K	16	26	17	23	23
1	26	18	28	21	20
2	14	24	17	30	20
3	25	17	23	21	33
4	14	23	16	23	18
5	18	16	22	16	23
6	21	16	18	22	16
7	30	21	15	17	22
8	19	28	26	15	19
Total	212	211	208	210	222

Current Enrolment – September 20, 2018

Year	JK	K	1	2	3	4	5	6	7	8	Total
2018	21	25	21	19	21	32	21	22	16	22	220

10 Year Enrolment Projections

Grade	2019	2020	2021	2022	2023	2024	2025	2026	2027	2028
JK	22	22	23	23	22	22	22	22	21	21
K	27	22	22	23	23	22	22	22	22	21
1	29	27	23	23	24	24	23	23	22	22
2	24	30	28	23	23	24	24	24	23	23
3	21	24	30	29	24	24	25	24	24	24
4	19	17	22	28	26	22	22	23	23	22
5	30	19	17	22	28	26	22	22	23	23
6	18	30	19	17	22	28	26	22	22	23
7	23	18	30	19	17	22	28	26	22	22
8	16	23	18	30	19	17	22	28	26	22
Total	229	232	232	237	228	231	236	236	228	223



FCI 5 YEAR & EVENTS COSTS	FCI 10 YEAR & EVENTS COSTS
63.88%	66.07%
\$5,510,146	\$5,699,715

Lambton Kent District School Board School & Site Information Summary

School: École Hillcrest Public School
Address: 433 First Avenue, Petrolia, ON N0N 1R0

Family of Schools: Lambton Central Collegiate & Vocational Institute



OTG (On the Ground) Ministry Rated Capacity:	259
Gross Floor Area (GFA):	2,240 m ²
Site Acreage:	3.56 Hectares/8.796 Acres
Original Building Date/Additions:	1972/2014
Grades:	JK-Grade 8
Programs:	Single Track French Immersion
Out of Area Students:	5

École Hillcrest Public School

5 Year Enrolment History

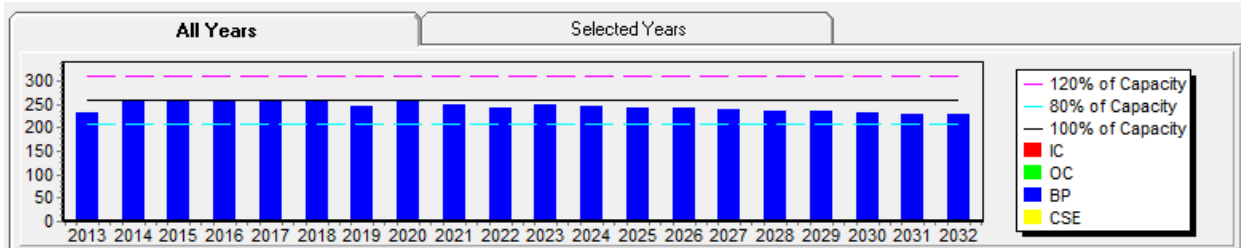
Grade	2013	2014	2015	2016	2017
JK	15	34	27	25	25
K	36	18	32	29	27
1	37	39	20	30	29
2	9	36	38	17	30
3	35	11	34	35	17
4	25	34	11	34	31
5	29	25	32	11	33
6	16	28	24	32	10
7	17	15	25	24	31
8	14	17	16	24	25
Total	233	257	259	261	258

Current Enrolment – September 20, 2018

Year	JK	K	1	2	3	4	5	6	7	8	Total
2018	29	23	25	29	29	17	30	32	9	31	254

10 Year Enrolment Projections

Grade	2019	2020	2021	2022	2023	2024	2025	2026	2027	2028
JK	26	25	25	25	24	24	24	24	24	23
K	28	28	27	27	27	26	26	26	26	26
1	27	28	28	27	27	27	26	26	26	26
2	26	26	27	27	26	26	26	25	25	25
3	27	25	25	26	26	25	25	25	24	24
4	28	26	24	24	25	25	24	24	24	23
5	16	27	25	23	23	24	24	23	23	23
6	29	15	26	24	22	22	23	23	22	22
7	31	28	15	25	23	22	22	23	23	22
8	10	31	28	15	25	23	22	22	23	23
Total	248	259	250	243	248	244	242	241	240	237



FCI 5 YEAR & EVENTS COSTS	FCI 10 YEAR & EVENTS COSTS
27.74%	32.04%
\$1,686,582	\$1,947,726

Lambton Kent District School Board School & Site Information Summary

School: Errol Road Public School
Address: 989 Errol Road East, Sarnia, ON N7S 2E6

*Family of Schools: Northern Collegiate Institute & Vocational School;
 Great Lakes Secondary School (bused)*



OTG (On the Ground) Ministry Rated Capacity:	458
Gross Floor Area (GFA):	3,715 m ²
Site Acreage:	4.2 Hectares/10.378 Acres
Original Building Date/Additions:	1956/1957,1960,1962,1963,1965,1971, 1972,1994,2014
Grades:	JK-Grade 8
Programs:	Regular; French Immersion;
Out of Area Students:	29

Errol Road Public School

5 Year Enrolment History

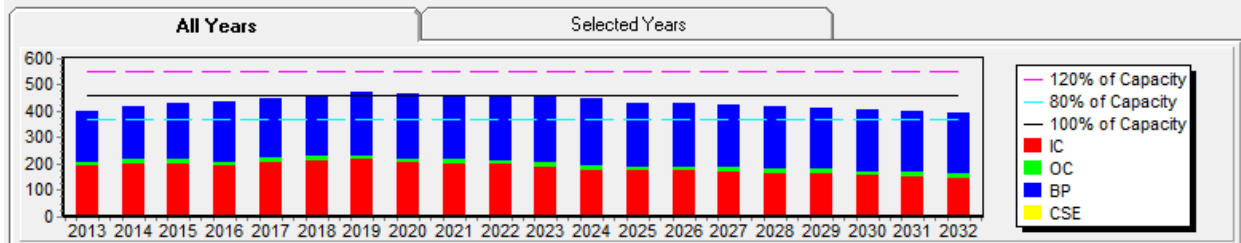
Grade	2013	2014	2015	2016	2017
JK	45	33	56	43	43
K	36	49	38	55	42
1	44	42	48	41	55
2	49	44	42	49	45
3	35	54	40	44	49
4	35	37	52	43	42
5	31	38	41	53	47
6	42	33	37	37	51
7	43	39	35	35	37
8	39	47	41	34	36
ALLP	9	10	10	7	0
Total	408	426	440	441	447

Current Enrolment – September 20, 2018

Year	JK	K	1	2	3	4	5	6	7	8	Total
2018	43	43	46	53	45	56	45	43	53	41	468

10 Year Enrolment Projections

Grade	2019	2020	2021	2022	2023	2024	2025	2026	2027	2028
JK	44	47	45	44	42	42	41	41	40	39
K	47	45	48	46	45	43	43	42	42	41
1	43	46	44	46	44	43	42	41	41	41
2	43	44	47	45	47	45	44	43	42	42
3	56	42	44	46	44	46	44	43	42	41
4	46	54	41	43	45	43	45	43	42	41
5	51	47	56	43	43	46	43	47	44	43
6	43	51	47	55	42	43	46	43	46	43
7	46	43	50	46	54	42	42	45	42	46
8	50	45	42	49	46	53	41	41	45	42
Total	469	464	464	463	452	446	431	429	426	419



Errol Road Public School (Local User - Lambton Kent District School Board)

FCI 5 YEAR & EVENTS COSTS	FCI 10 YEAR & EVENTS COSTS
48.99%	58.68%
\$4,514,262	\$5,407,030

Lambton Kent District School Board School & Site Information Summary

School: Errol Village Public School

Address: 3568 Egremont Road, Camlachie, ON N0N 1E0

Family of Schools: Northern Collegiate Institute & Vocational School



OTG (On the Ground) Ministry Rated Capacity:	190
Gross Floor Area (GFA):	1,872 m ²
Site Acreage:	4.92 Hectares/12.157 Acres
Original Building Date/Additions:	1961/1977,2011
Grades:	JK-Grade 8
Programs:	Regular
Out of Area Students:	20

Errol Village Public School

5 Year Enrolment History

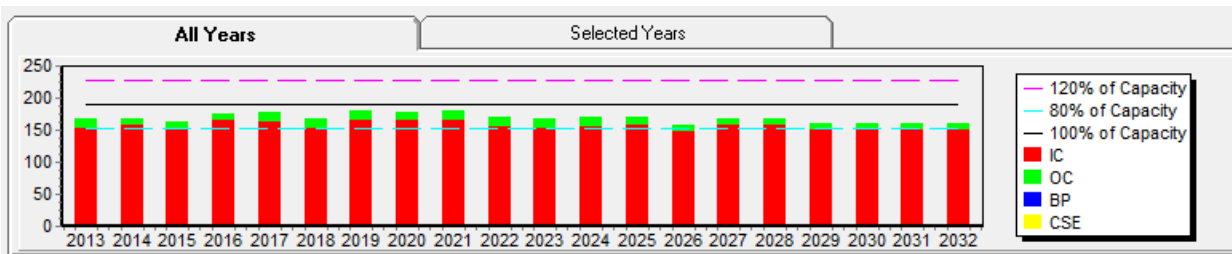
Grade	2013	2014	2015	2016	2017
JK	13	14	15	24	7
K	19	16	13	17	25
1	12	19	15	13	16
2	15	13	20	17	13
3	12	18	13	22	20
4	24	12	19	13	25
5	16	22	12	18	16
6	20	16	22	14	19
7	22	17	16	23	12
8	15	22	17	15	26
Total	168	169	162	176	179

Current Enrolment – September 20, 2018

Year	JK	K	1	2	3	4	5	6	7	8	Total
2018	25	9	29	16	15	23	26	16	20	12	191

10 Year Enrolment Projections

Grade	2019	2020	2021	2022	2023	2024	2025	2026	2027	2028
JK	20	15	15	15	15	15	15	15	15	15
K	14	21	15	15	15	15	15	15	15	15
1	8	14	22	15	15	15	15	15	15	15
2	26	8	15	22	16	15	15	15	15	15
3	17	27	8	15	23	16	16	16	16	16
4	14	17	27	8	15	23	17	16	16	16
5	21	14	17	28	8	15	23	17	16	16
6	26	21	14	17	29	8	15	24	18	17
7	17	26	22	14	18	29	9	16	25	18
8	20	17	27	22	15	18	30	9	16	25
Total	183	180	182	171	169	169	170	158	167	168



Errol Village Public School (Local User - Lambton Kent District School Board)

FCI 5 YEAR & EVENTS COSTS	FCI 10 YEAR & EVENTS COSTS
38.34%	40.93%
\$2,038,300	\$2,176,128

Lambton Kent District School Board School & Site Information Summary

School: Grand Bend Public School
Address: 15 Gill Road, Grand Bend, ON N0M 1T0

Family of Schools: North Lambton Secondary School



OTG (On the Ground) Ministry Rated Capacity:	248
Gross Floor Area (GFA):	2,707 m ²
Site Acreage:	1.04 Hectares/2.569 Acres
Original Building Date/Additions:	1952/1962,1965,2001,2014
Grades:	JK-Grade 8
Programs:	Regular
Out of Area Students:	3

Grand Bend Public School

5 Year Enrolment History

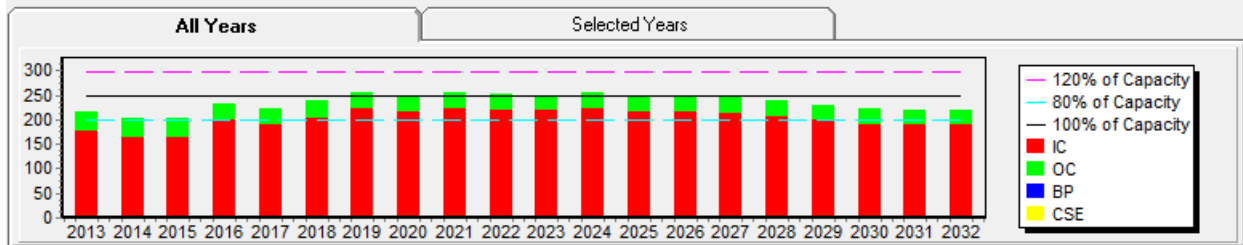
Grade	2013	2014	2015	2016	2017
JK	20	11	21	24	20
K	23	20	11	25	21
1	19	19	20	14	26
2	29	21	18	22	16
3	16	27	19	21	23
4	26	17	27	19	21
5	32	22	17	30	20
6	15	32	23	20	32
7	20	16	33	22	21
8	17	18	15	35	23
Total	217	203	204	232	223

Current Enrolment – September 20, 2018

Year	JK	K	1	2	3	4	5	6	7	8	Total
2018	21	22	25	27	18	25	21	22	35	20	236

10 Year Enrolment Projections

Grade	2019	2020	2021	2022	2023	2024	2025	2026	2027	2028
JK	28	28	23	21	21	21	21	21	21	21
K	28	28	29	23	21	21	21	21	21	21
1	24	28	29	29	24	21	21	21	21	21
2	23	24	29	29	29	24	21	21	21	21
3	28	23	24	29	29	30	24	22	22	22
4	18	29	23	24	29	30	30	25	22	22
5	27	18	29	23	24	29	30	30	25	22
6	24	27	18	29	23	24	29	30	30	25
7	22	24	27	18	29	23	24	29	30	30
8	37	23	25	28	19	30	24	25	30	31
Total	259	252	256	253	248	253	245	245	243	236



Grand Bend Public School (Local User - Lambton Kent District School Board)

FCI 5 YEAR & EVENTS COSTS	FCI 10 YEAR & EVENTS COSTS
13.36%	22.33%
\$812,668	\$1,236,751

Lambton Kent District School Board School & Site Information Summary

School: Gregory Drive Public School

Address: 180 Gregory Drive West, Chatham, ON N7L 2L4

Family of Schools: Chatham Kent Secondary School



OTG (On the Ground) Ministry Rated Capacity:	374
Gross Floor Area (GFA):	3,153 m ²
Site Acreage:	3.67 Hectares/9.068 Acres
Original Building Date/Additions:	1964/1988, 1989, 1991
Grades:	JK-Grade 8
Programs:	Regular
Out of Area Students:	13

Gregory Drive Public School

5 Year Enrolment History

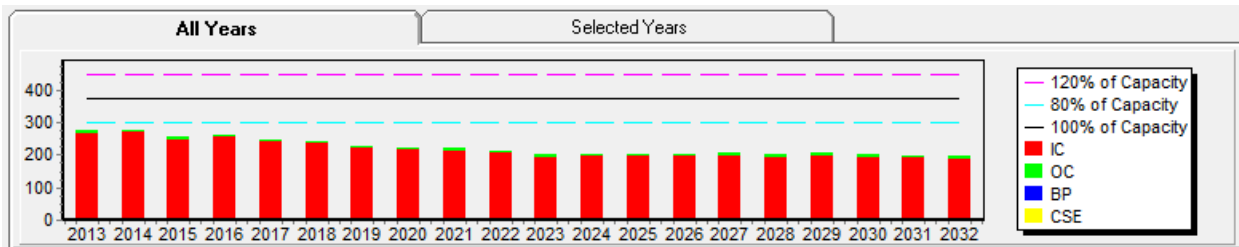
Grade	2013	2014	2015	2016	2017
JK	33	13	21	17	17
K	25	37	13	18	18
1	26	34	34	18	19
2	22	29	29	36	18
3	35	26	29	31	35
4	28	38	26	28	28
5	24	28	36	24	27
6	20	22	25	40	24
7	32	20	23	26	36
8	31	29	21	24	26
Total	276	276	257	262	248

Current Enrolment – September 20, 2018

Year	JK	K	1	2	3	4	5	6	7	8	Total
2018	31	21	22	23	22	35	29	27	24	36	270

10 Year Enrolment Projections

Grade	2019	2020	2021	2022	2023	2024	2025	2026	2027	2028
JK	14	20	18	18	18	18	18	17	17	17
K	19	15	21	19	18	18	18	18	18	18
1	19	21	16	23	20	20	20	20	19	19
2	19	20	22	17	23	21	21	20	20	20
3	19	20	20	22	18	24	22	21	21	21
4	19	20	21	21	23	18	24	22	22	22
5	35	19	20	21	21	23	18	24	22	22
6	28	35	19	20	21	21	23	18	24	22
7	27	28	35	19	20	21	21	23	18	24
8	24	27	28	35	19	20	21	21	23	18
Total	223	225	220	215	201	204	206	204	204	203



Gregory Drive Public School (Local User - Lambton Kent District School Board)

FCI 5 YEAR & EVENTS COSTS	FCI 10 YEAR & EVENTS COSTS
35.63%	43.52%
\$2,939,503	\$3,589,579

Lambton Kent District School Board School & Site Information Summary

School: Hanna Memorial Public School
Address: 369 Maria Street, Sarnia, ON N7T 4T7

Family of Schools: Great Lakes Secondary School



OTG (On the Ground) Ministry Rated Capacity:	383
Gross Floor Area (GFA):	3,320 m ²
Site Acreage:	3.03 Hectares/7.487 Acres
Original Building Date/Additions:	1945/1950,1967
Grades:	JK-Grade 8
Programs:	Regular; Alternative Learning & Lifeskills
Out of Area Students:	21

Hanna Memorial Public School

5 Year Enrolment History

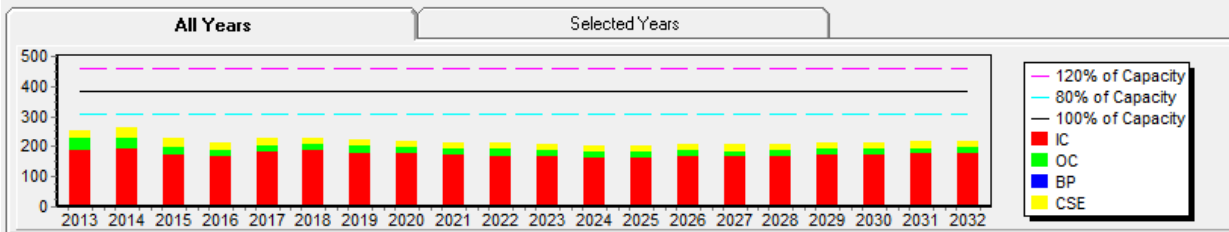
Grade	2013	2014	2015	2016	2017
JK	28	23	17	14	19
K	21	31	21	19	15
1	19	19	27	19	16
2	18	21	15	22	25
3	27	21	23	18	21
4	19	27	20	26	20
5	16	17	27	19	29
6	26	16	15	25	21
7	24	30	10	12	26
8	28	25	22	12	12
ALLP	19	21	20	19	21
Total	245	251	217	205	225

Current Enrolment – September 20, 2018

Year	JK	K	1	2	3	4	5	6	7	8	ALLP	Total
2018	14	19	15	16	23	21	21	27	21	24	19	220

10 Year Enrolment Projections

Grade	2019	2020	2021	2022	2023	2024	2025	2026	2027	2028
JK	14	14	16	16	17	17	17	17	17	17
K	15	15	15	17	17	18	18	18	18	18
1	21	16	16	16	18	18	19	19	19	19
2	15	20	15	15	15	17	17	18	18	18
3	16	16	21	16	16	16	18	18	19	19
4	27	17	17	22	17	17	17	19	19	20
5	24	30	20	19	25	19	19	19	21	21
6	22	24	29	19	18	24	19	19	19	21
7	26	21	22	27	18	17	22	18	18	18
8	19	26	20	21	27	18	17	22	17	17
ALLP	21	21	21	21	21	21	21	21	21	21
Total	220	220	212	209	209	202	204	208	206	209



FCI 5 YEAR & EVENTS COSTS		FCI 10 YEAR & EVENTS COSTS	
34.22%	\$2,792,074	49.86%	\$4,068,086

Lambton Kent District School Board School & Site Information Summary

School: Harwich-Raleigh Public School
Address: 231 Chatham Street South, Blenheim, ON NOP 1A0

*Family of Schools: Blenheim District High School
 Chatham Kent Secondary School (French Immersion)*



OTG (On the Ground) Ministry Rated Capacity:	581
Gross Floor Area (GFA):	5,100 m ²
Site Acreage:	12.65 Hectares/31.258 Acres
Original Building Date/Additions:	1967/None
Grades:	JK-Grade 8
Programs:	Regular; French Immersion
Out of Area Students:	22

Harwich-Raleigh Public School

5 Year Enrolment History

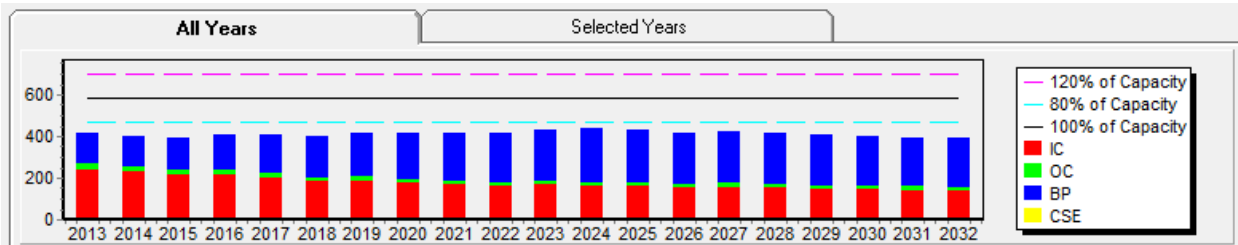
Grade	2013	2014	2015	2016	2017
JK	28	32	44	48	33
K	37	29	28	44	51
1	37	35	27	31	43
2	46	42	35	27	37
3	36	43	39	38	27
4	48	35	43	41	37
5	42	46	34	48	39
6	50	44	45	36	49
7	49	48	43	50	37
8	44	48	50	43	51
Total	417	402	388	406	404

Current Enrolment – September 20, 2018

Year	JK	K	1	2	3	4	5	6	7	8	Total
2018	26	33	52	38	39	28	39	38	50	38	381

10 Year Enrolment Projections

Grade	2019	2020	2021	2022	2023	2024	2025	2026	2027	2028
JK	43	40	40	39	37	37	37	37	36	36
K	43	44	41	41	40	38	38	38	38	37
1	35	44	45	42	42	41	39	39	39	39
2	55	39	47	49	46	45	44	43	42	42
3	48	56	40	48	50	47	46	45	44	43
4	38	46	54	38	47	48	45	44	43	42
5	25	37	45	53	37	46	47	44	43	42
6	39	26	38	46	54	38	47	48	45	44
7	40	38	26	37	44	52	37	45	46	43
8	50	40	38	26	37	44	51	36	45	46
Total	416	410	414	419	434	436	431	419	421	414



Harwich Raleigh Public School (Local User - Lambton Kent District School Board)

FCI 5 YEAR & EVENTS COSTS	FCI 10 YEAR & EVENTS COSTS
54.63%	66.57%
\$6,163,427	\$7,511,011

Lambton Kent District School Board School & Site Information Summary

School: High Park Public School
Address: 757 Kember Avenue, Sarnia, ON N7S 2T3

*Family of Schools: Northern Collegiate Institute & Vocational School (French Immersion)
 Great Lakes Secondary School*



OTG (On the Ground) Ministry Rated Capacity:	530
Gross Floor Area (GFA):	4,161 m ²
Site Acreage:	4.65 Hectares/11.490 Acres
Original Building Date/Additions:	1952/1958,1963,1970,2014
Grades:	JK-Grade 8
Programs:	Regular; French Immersion (JK-Gr. 6)
Out of Area Students:	9

High Park Public School

5 Year Enrolment History

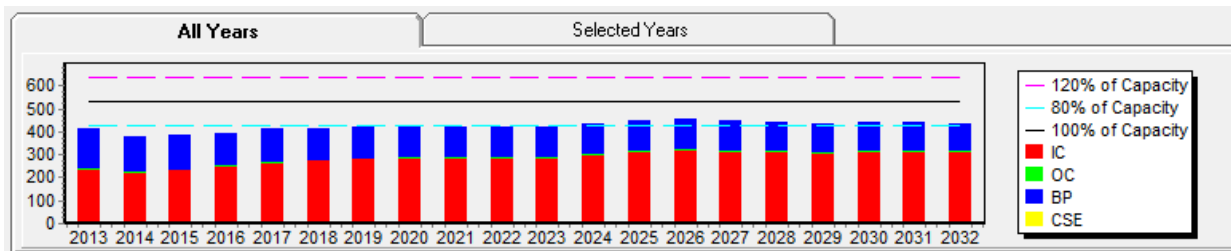
Grade	2013	2014	2015	2016	2017
JK	58	43	51	55	57
K	48	60	42	43	58
1	43	46	60	42	42
2	54	43	40	53	32
3	45	43	44	46	52
4	40	39	42	41	41
5	40	32	36	37	40
6	30	37	31	33	35
7	32	15	25	22	28
8	33	22	15	20	25
Total	423	380	386	392	410

Current Enrolment – September 20, 2018

Year	JK	K	1	2	3	4	5	6	7	8	Total
2018	47	53	51	42	29	50	38	40	19	29	398

10 Year Enrolment Projections

Grade	2019	2020	2021	2022	2023	2024	2025	2026	2027	2028
JK	63	52	54	56	56	56	55	55	55	54
K	59	61	51	53	55	55	55	54	54	54
1	54	56	59	48	50	52	52	52	51	51
2	48	51	52	55	45	47	49	49	49	48
3	35	47	49	51	53	43	45	47	47	47
4	27	32	44	47	48	51	41	43	45	45
5	44	25	29	40	45	45	48	38	40	42
6	38	41	22	27	37	43	43	45	36	38
7	31	31	31	15	18	28	36	35	37	28
8	24	31	31	31	15	18	28	36	35	37
Total	423	427	422	423	422	438	452	454	449	444



High Park Public School (Local User - Lambton Kent District School Board)

FCI 5 YEAR & EVENTS COSTS	FCI 10 YEAR & EVENTS COSTS
33.61%	40.91%
\$4,001,996	\$4,870,453

Lambton Kent District School Board School & Site Information Summary

School: H.W. Burgess Public School

Address: 140 Lawrence Avenue, Wallaceburg, ON N8A 2B3

Family of Schools: Wallaceburg District Secondary School



OTG (On the Ground) Ministry Rated Capacity:	271
Gross Floor Area (GFA):	2,245 m ²
Site Acreage:	1.5 Hectares/3.706 Acres
Original Building Date/Additions:	1955/1960,1966,1991,2012
Grades:	JK-Grade 6
Programs:	Regular
Out of Area Students:	9

H.W. Burgess Public School

5 Year Enrolment History

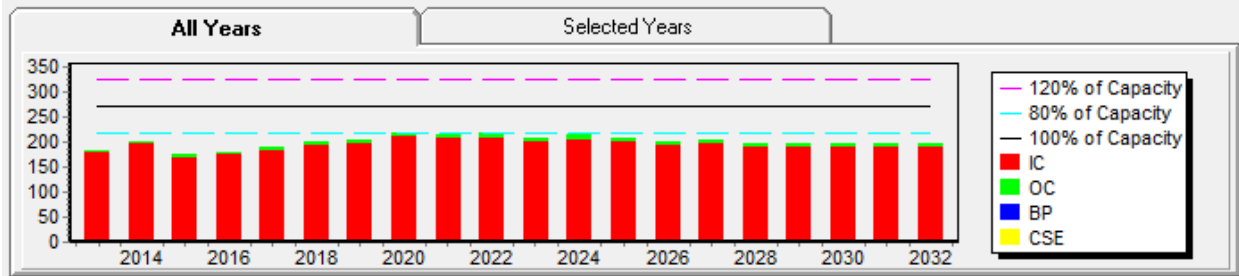
Grade	2013	2014	2015	2016	2017
JK	21	21	19	14	24
K	21	23	20	27	18
1	23	21	24	19	31
2	25	23	16	26	22
3	28	28	18	16	29
4	25	29	23	22	19
5	23	31	29	25	23
6	18	26	25	30	24
Total	184	202	174	179	190

Current Enrolment – September 20, 2018

Year	JK	K	1	2	3	4	5	6	Total
2018	23	22	20	32	21	32	18	25	193

10 Year Enrolment Projections

Grade	2019	2020	2021	2022	2023	2024	2025	2026	2027	2028
JK	17	25	20	20	20	20	20	20	20	20
K	27	20	28	23	23	23	23	23	23	23
1	28	28	20	29	23	23	23	23	23	23
2	19	29	29	21	30	24	24	24	24	24
3	32	20	30	29	22	31	24	24	24	24
4	25	37	22	34	33	24	35	27	27	27
5	33	26	38	23	35	35	25	36	28	28
6	20	33	26	38	23	35	35	25	36	28
Total	201	218	213	217	209	215	209	202	205	197



H. W. Burgess Public School (Local User - Lambton Kent District School Board)

FCI 5 YEAR & EVENTS COSTS	FCI 10 YEAR & EVENTS COSTS
43.47%	47.56%
\$2,735,182	\$2,992,615

Lambton Kent District School Board School & Site Information Summary

School: Indian Creek Road Public School

Address: 511 Indian Creek Road West, Chatham, ON N7M 0P5

Family of Schools: John McGregor Secondary School



OTG (On the Ground) Ministry Rated Capacity:	643
Gross Floor Area (GFA):	5,832 m ²
Site Acreage:	6.07 Hectares/14.998 Acres
Original Building Date/Additions:	1966/1970,1990,2004
Grades:	JK-Grade 8
Programs:	Regular; Alternative Learning & Lifeskills
Out of Area Students:	26

Indian Creek Road Public School

5 Year Enrolment History

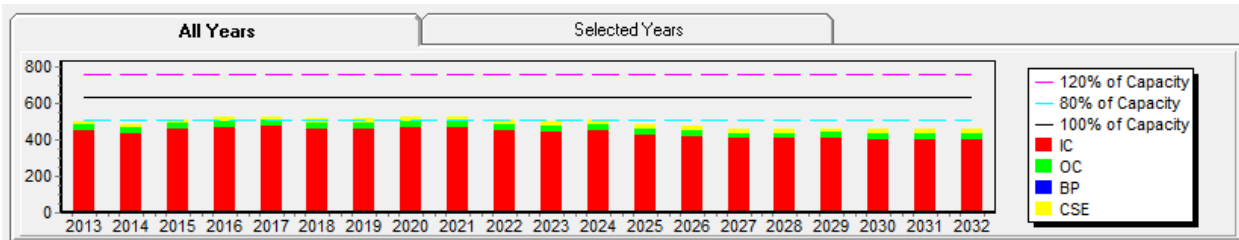
Grade	2013	2014	2015	2016	2017
JK	41	39	59	45	52
K	60	43	43	58	45
1	34	55	47	39	62
2	43	32	57	50	38
3	50	45	41	59	48
4	50	48	45	42	59
5	55	54	52	45	48
6	34	58	54	48	47
7	60	37	55	59	48
8	59	57	37	57	61
ALLP	15	20	18	22	22
Total	501	488	508	524	530

Current Enrolment – September 20, 2018

Year	JK	K	1	2	3	4	5	6	7	8	ALLP	Total
2018	49	53	47	65	40	51	65	46	49	52	18	535

10 Year Enrolment Projections

Grade	2019	2020	2021	2022	2023	2024	2025	2026	2027	2028
JK	37	41	38	38	38	38	38	38	38	38
K	40	37	41	39	39	39	39	39	39	39
1	55	42	39	43	41	41	41	41	41	41
2	45	56	42	40	44	42	42	42	42	42
3	65	47	57	43	41	45	42	42	42	42
4	39	66	48	58	44	42	46	43	43	43
5	53	43	72	52	63	48	45	49	47	47
6	65	54	44	72	52	64	49	46	50	48
7	49	65	55	44	73	54	65	49	46	51
8	48	50	66	56	45	74	54	65	50	47
ALLP	22	22	22	22	22	22	22	22	22	22
Total	518	523	524	507	502	509	483	476	460	460



Indian Creek Road Public School (Local User - Lambton Kent District School Board)

FCI 5 YEAR & EVENTS COSTS	FCI 10 YEAR & EVENTS COSTS
27.69%	32.58%
\$3,483,924	\$4,099,382

Lambton Kent District School Board School & Site Information Summary

School: King George VI Public School - Chatham
Address: 227 Delaware Avenue, Chatham, ON N7L 2W5

Family of Schools: Chatham Kent Secondary School



OTG (On the Ground) Ministry Rated Capacity:	340
Gross Floor Area (GFA):	2,640 m ²
Site Acreage:	2.37 Hectares/5.856 Acres
Original Building Date/Additions:	1948/1959, 1966, 1991
Grades:	JK-Grade 8
Programs:	Regular
Out of Area Students:	12

King George VI Public School – Chatham

5 Year Enrolment

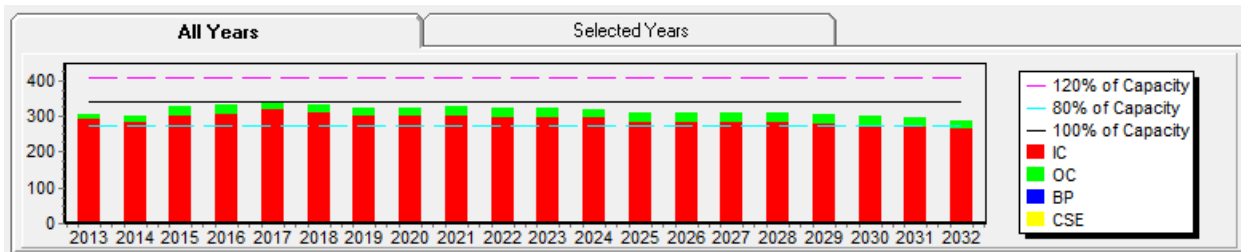
Grade	2013	2014	2015	2016	2017
JK	28	27	34	29	27
K	28	30	33	36	29
1	26	26	32	34	39
2	28	25	31	36	33
3	39	26	27	32	34
4	42	37	26	26	37
5	22	42	35	29	30
6	36	25	41	40	31
7	23	39	29	39	41
8	33	25	40	30	38
Total	305	302	328	331	339

Current Enrolment – September 20, 2018

Year	JK	K	1	2	3	4	5	6	7	8	Total
2018	31	25	30	40	36	37	35	26	34	40	334

10 Year Enrolment Projections

Grade	2019	2020	2021	2022	2023	2024	2025	2026	2027	2028
JK	29	26	28	28	28	27	26	26	25	25
K	28	31	28	30	30	29	29	28	28	27
1	29	29	32	29	32	32	31	30	30	29
2	32	31	31	33	31	33	33	32	31	31
3	41	32	31	31	34	31	33	33	33	32
4	34	41	32	31	31	34	31	33	33	33
5	34	34	41	32	31	31	34	31	33	33
6	37	34	34	41	32	31	31	34	31	33
7	30	37	34	34	41	32	31	31	34	31
8	31	30	37	34	34	41	32	31	31	34
Total	325	325	328	323	324	321	311	309	309	308



King George VI Public School - Chatham (Local User - Lambton Kent District School Board)

FCI 5 YEAR & EVENTS COSTS	FCI 10 YEAR & EVENTS COSTS
26.32%	33.61%
\$2,098,593	\$2,679,980

Lambton Kent District School Board School & Site Information Summary

School: King George VI Public School – Sarnia
Address: 585 O’Dell Avenue, Sarnia, ON N7V 4H7

*Family of Schools: Northern Collegiate Institute & Vocational School;
 Great Lakes Secondary School (bused)*



OTG (On the Ground) Ministry Rated Capacity:	374
Gross Floor Area (GFA):	2,864 m ²
Site Acreage:	2.2 Hectares/5.436 Acres
Original Building Date/Additions:	1952/1955, 1957, 1972
Grades:	JK-Grade 8
Programs:	Regular
Out of Area Students:	9

King George VI Public School - Sarnia

5 Year Enrolment History

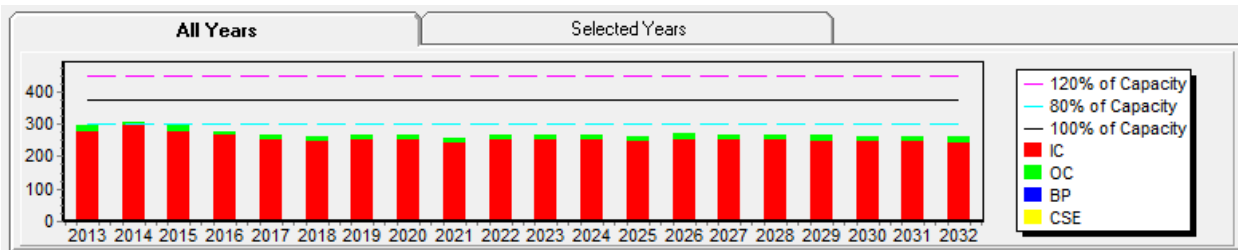
Grade	2013	2014	2015	2016	2017
JK	24	25	27	17	27
K	21	26	22	29	18
1	35	22	28	25	29
2	21	38	22	28	26
3	26	23	38	19	27
4	33	27	27	37	20
5	30	38	27	25	33
6	33	29	37	25	29
7	42	36	33	37	24
8	32	41	36	36	35
Total	297	305	297	278	268

Current Enrolment – September 20, 2018

Year	JK	K	1	2	3	4	5	6	7	8	Total
2018	21	29	20	32	30	32	22	32	31	27	276

10 Year Enrolment Projections

Grade	2019	2020	2021	2022	2023	2024	2025	2026	2027	2028
JK	25	25	24	25	25	25	24	24	24	24
K	25	25	25	24	25	25	25	25	24	24
1	28	25	25	26	24	26	26	25	25	25
2	19	29	26	26	26	25	26	26	26	26
3	30	19	29	26	26	27	25	27	27	26
4	28	32	20	31	28	28	29	27	29	29
5	28	28	32	20	30	27	28	29	27	29
6	19	28	28	31	20	30	27	27	28	26
7	32	19	27	27	31	20	30	27	27	27
8	30	34	20	29	29	33	21	31	28	29
Total	264	264	256	265	264	266	261	268	265	265



King George VI Public School - Sarnia (Local User - Lambton Kent District School Board)

FCI 5 YEAR & EVENTS COSTS	FCI 10 YEAR & EVENTS COSTS
32.32%	39.15%
\$2,616,523	\$3,168,997

Lambton Kent District School Board School & Site Information Summary

School: Kinnwood Central Public School
Address: 63 MacDonald Street, Forest, ON N0N 1J0

Family of Schools: North Lambton Secondary School



OTG (On the Ground) Ministry Rated Capacity:	331
Gross Floor Area (GFA):	3,896 m ²
Site Acreage:	5.54 Hectares/13.689 Acres
Original Building Date/Additions:	1962/1969,1983,1994,1998,2006
Grades:	JK-Grade 8
Programs:	Regular
Out of Area Students:	6

Kinnwood Central Public School

5 Year Enrolment History

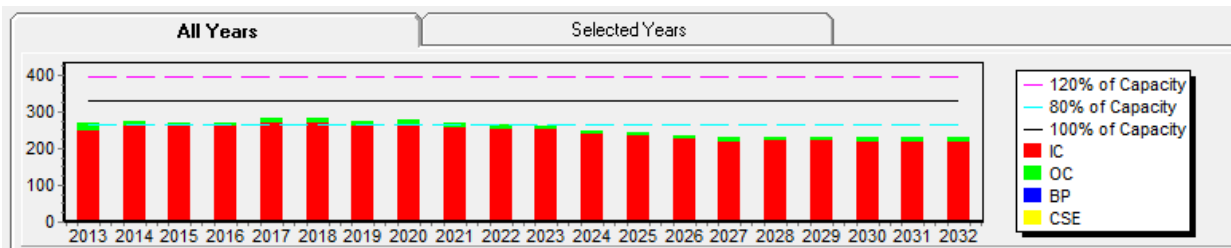
Grade	2013	2014	2015	2016	2017
JK	27	32	27	28	31
K	26	28	35	27	30
1	30	28	25	34	27
2	26	27	28	26	37
3	28	25	28	26	25
4	25	29	24	30	27
5	26	21	32	22	32
6	25	27	20	30	21
7	32	27	29	21	31
8	25	30	25	28	21
Total	270	274	273	272	282

Current Enrolment – September 20, 2018

Year	JK	K	1	2	3	4	5	6	7	8	Total
2018	32	33	33	29	33	28	31	27	21	36	303

10 Year Enrolment Projections

Grade	2019	2020	2021	2022	2023	2024	2025	2026	2027	2028
JK	24	27	24	24	24	24	24	24	24	24
K	21	24	27	24	24	24	24	24	24	24
1	29	20	22	25	22	22	22	22	22	22
2	28	29	20	22	25	22	22	22	22	22
3	27	28	29	20	22	25	22	22	22	22
4	37	27	28	29	20	22	25	22	22	22
5	26	38	28	29	30	20	23	26	23	23
6	28	26	38	28	29	30	20	23	26	23
7	33	29	27	39	29	30	31	21	24	27
8	22	33	29	27	39	29	30	31	21	24
Total	275	281	272	267	264	248	243	237	230	233



Kinnwood Central Public School (Local User - Lambton Kent District School Board)

FCI 5 YEAR & EVENTS COSTS	FCI 10 YEAR & EVENTS COSTS
43.69%	53.45%
\$3,199,798	\$3,914,399

Lambton Kent District School Board School & Site Information Summary

School: Lakeroad Public School
Address: 955 Lakeshore Road, Sarnia, ON N7V 2V3

*Family of Schools: Northern Collegiate Institute & Vocational School;
 Great Lakes Secondary School (bused)*



OTG (On the Ground) Ministry Rated Capacity:	394
Gross Floor Area (GFA):	2962 m ²
Site Acreage:	2.02 Hectares/4.991 Acres
Original Building Date/Additions:	1946/1962, 1967
Grades:	JK-Grade 8
Programs:	Regular
Out of Area Students:	26

Lakeroad Public School

5 Year Enrolment History

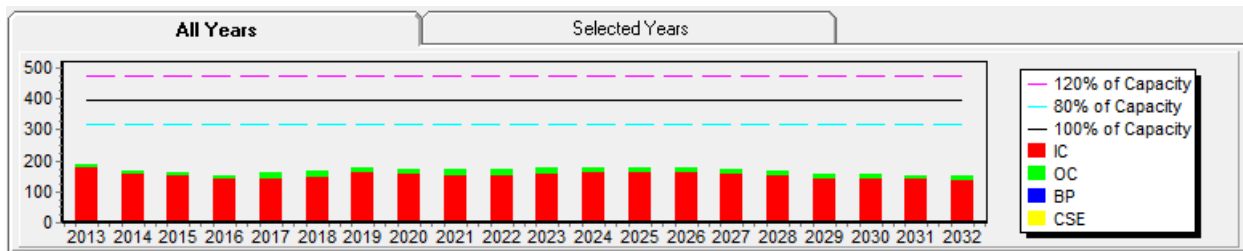
Grade	2013	2014	2015	2016	2017
JK	12	9	14	16	18
K	18	11	10	15	18
1	22	16	10	10	15
2	19	22	15	12	10
3	12	19	21	16	12
4	26	9	19	18	12
5	12	23	12	19	20
6	22	14	24	13	20
7	21	22	13	20	13
8	25	20	24	13	21
Total	189	165	162	152	159

Current Enrolment – September 20, 2018

Year	JK	K	1	2	3	4	5	6	7	8	Total
2018	13	17	19	16	10	15	13	23	22	15	163

10 Year Enrolment Projections

Grade	2019	2020	2021	2022	2023	2024	2025	2026	2027	2028
JK	24	16	17	17	17	16	16	15	15	15
K	21	24	15	17	17	16	15	15	15	15
1	17	21	23	15	16	16	15	15	15	15
2	17	17	20	23	15	15	15	15	15	14
3	15	18	18	21	23	15	16	16	16	15
4	11	15	17	17	20	22	15	16	15	15
5	14	13	17	19	19	22	24	17	18	17
6	15	14	13	17	19	19	22	24	17	18
7	21	15	14	13	17	19	19	22	24	17
8	22	21	15	14	13	17	19	19	22	24
Total	177	174	169	173	176	177	176	174	172	165



Lakeroad Public School (Local User - Lambton Kent District School Board)

FCI 5 YEAR & EVENTS COSTS	FCI 10 YEAR & EVENTS COSTS
50.84%	50.84%
\$4,482,598	\$4,482,598

Lambton Kent District School Board School & Site Information Summary

School: Lambton Central Centennial Public School
Address: 3823 Oil Heritage Road, Petrolia, ON N0N 1R0

Family of Schools: Lambton Central Collegiate & Vocational Institute



OTG (On the Ground) Ministry Rated Capacity:	337
Gross Floor Area (GFA):	3,078 m ²
Site Acreage:	8.5 Hectares/21.003 Acres
Original Building Date/Additions:	1967/None
Grades:	JK-Grade 8
Programs:	Regular
Out of Area Students:	12

Lambton Central Centennial Public School

5 Year Enrolment History

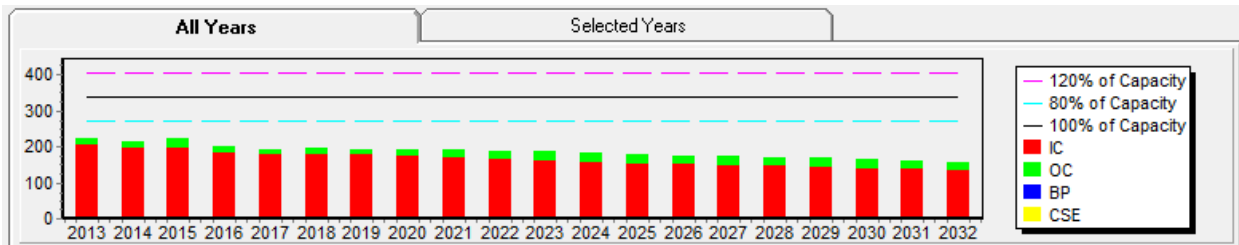
Grade	2013	2014	2015	2016	2017
JK	17	18	17	14	16
K	20	16	21	17	15
1	18	21	17	21	19
2	20	19	25	17	21
3	22	18	19	22	19
4	18	21	20	20	23
5	24	19	22	20	20
6	28	25	24	21	20
7	28	27	26	21	21
8	26	30	30	26	19
Total	221	214	221	199	193

Current Enrolment – September 20, 2018

Year	JK	K	1	2	3	4	5	6	7	8	Total
2018	24	15	15	19	20	22	22	21	20	23	201

10 Year Enrolment Projections

Grade	2019	2020	2021	2022	2023	2024	2025	2026	2027	2028
JK	14	18	15	16	14	15	14	14	13	14
K	17	14	18	15	16	14	15	13	14	13
1	17	18	15	19	16	17	15	16	14	15
2	17	18	19	16	20	17	18	16	17	15
3	20	17	18	19	16	20	17	18	16	17
4	22	21	18	19	20	16	21	18	19	16
5	21	23	22	19	20	21	17	22	19	20
6	24	21	23	22	19	20	21	17	22	19
7	20	24	21	23	22	19	20	21	17	22
8	20	20	24	21	23	22	19	20	21	17
Total	192	194	193	189	186	181	177	175	172	168



Lambton Central Centennial School (Local User - Lambton Kent District School Board)

FCI 5 YEAR & EVENTS COSTS	FCI 10 YEAR & EVENTS COSTS
33.03%	37.07%
\$2,828,736	\$3,175,350

Lambton Kent District School Board School & Site Information Summary

School: Lansdowne Public School
Address: 95 Lansdowne Avenue, Sarnia, ON N7S 1G7

Family of Schools: Great Lakes Secondary School



OTG (On the Ground) Ministry Rated Capacity:	389
Gross Floor Area (GFA):	3,234 m ²
Site Acreage:	4.05 Hectares/10.007 Acres
Original Building Date/Additions:	1959/1960,1963,1966,1994,2008,2012
Grades:	JK – Grade 8
Programs:	Regular; Native Second Language
Out of Area Students:	29

Lansdowne Public School

5 Year Enrolment History

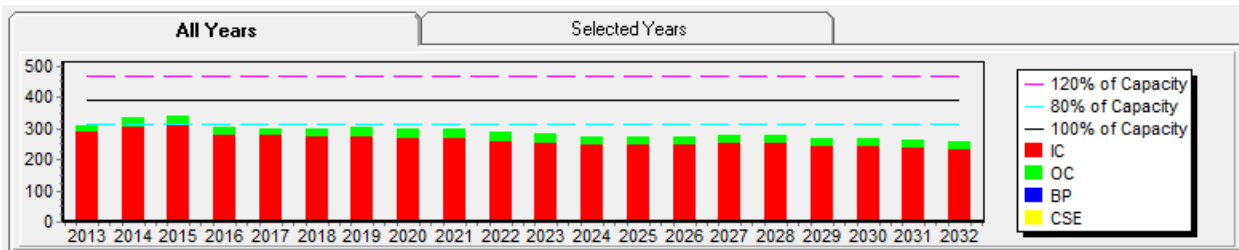
Grade	2013	2014	2015	2016	2017
JK	31	29	25	24	15
K	36	36	34	25	25
1	34	40	33	34	27
2	30	29	43	26	36
3	26	38	33	37	29
4	30	31	34	27	39
5	33	30	35	32	28
6	35	35	34	29	33
7	23	38	36	31	33
8	30	27	32	38	35
Total	308	333	339	303	300

Current Enrolment – September 20, 2018

Year	JK	K	1	2	3	4	5	6	7	8	Total
2018	32	17	28	25	36	30	36	27	32	32	295

10 Year Enrolment Projections

Grade	2019	2020	2021	2022	2023	2024	2025	2026	2027	2028
JK	30	23	25	24	24	23	24	23	23	22
K	26	31	24	26	24	25	24	25	23	24
1	17	27	32	25	27	26	26	25	26	25
2	25	16	26	31	24	26	25	26	24	25
3	27	26	18	28	32	25	27	26	27	25
4	38	28	27	19	29	34	27	29	27	28
5	31	38	28	27	19	29	34	27	29	27
6	40	32	39	29	28	20	30	35	28	30
7	31	42	34	41	31	30	22	32	37	30
8	37	33	45	36	44	33	32	24	34	40
Total	303	296	298	286	282	271	271	272	278	276



FCI 5 YEAR & EVENTS COSTS	FCI 10 YEAR & EVENTS COSTS
32.57%	38.57%
\$2,742,512	\$3,247,560

Lambton Kent District School Board School & Site Information Summary

School: London Road Public School
Address: 240 London Road, Sarnia, ON N7T 4V8

Family of Schools: Great Lakes Secondary School



OTG (On the Ground) Ministry Rated Capacity:	282
Gross Floor Area (GFA):	2,600 m ²
Site Acreage:	0.98 Hectares/2.421 Acres
Original Building Date/Additions:	1975/None
Grades:	JK-Grade 8
Programs:	Regular
Out of Area Students:	22

London Road Public School

5 Year Enrolment History

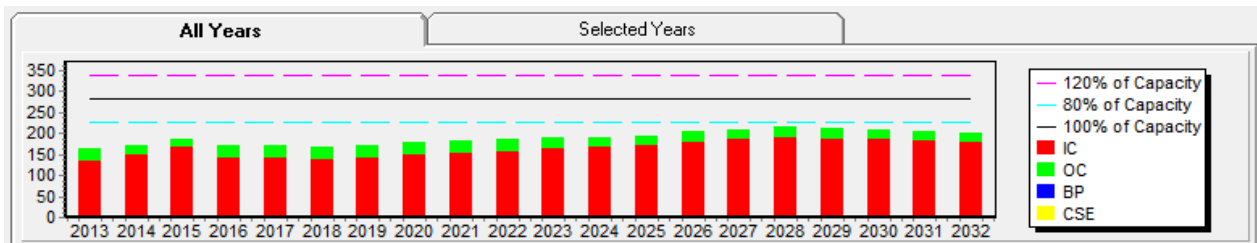
Grade	2013	2014	2015	2016	2017
JK	16	19	21	13	16
K	14	19	24	23	13
1	14	13	14	21	19
2	24	14	16	16	22
3	13	23	20	16	15
4	16	12	23	14	17
5	18	15	15	21	16
6	18	20	16	16	19
7	19	17	21	17	15
8	13	18	15	16	19
Total	165	170	185	173	171

Current Enrolment – September 20, 2018

Year	JK	K	1	2	3	4	5	6	7	8	Total
2018	16	13	15	16	19	17	17	15	20	15	163

10 Year Enrolment Projections

Grade	2019	2020	2021	2022	2023	2024	2025	2026	2027	2028
JK	21	20	20	21	20	20	19	20	18	19
K	14	22	21	21	22	21	21	20	21	19
1	14	13	21	20	20	21	20	20	19	20
2	11	14	13	21	20	20	21	20	20	19
3	17	11	14	13	21	20	20	21	20	20
4	19	17	11	14	13	21	20	20	21	20
5	15	21	18	12	15	14	23	22	21	23
6	20	17	23	20	14	17	16	25	24	23
7	18	20	17	23	20	14	17	16	25	24
8	22	21	23	20	26	23	17	20	19	28
Total	171	176	181	185	191	191	194	204	208	215



London Road School (Local User - Lambton Kent District School Board)

FCI 5 YEAR & EVENTS COSTS	FCI 10 YEAR & EVENTS COSTS
46.82%	51.81%
\$2,997,498	\$3,317,521

Lambton Kent District School Board School & Site Information Summary

School: McNaughton Avenue Public School
Address: 480 McNaughton Avenue East, Chatham, ON N7L 2G9

Family of Schools: Chatham Kent Secondary School



OTG (On the Ground) Ministry Rated Capacity:	757
Gross Floor Area (GFA):	5,754 m ²
Site Acreage:	8.09 Hectares/19.990 Acres
Original Building Date/Additions:	1967/1992,2007,2014
Grades:	JK-Grade 8
Programs:	Regular; French Immersion (JK-Gr. 8)
Out of Area Students:	23

McNaughton Avenue Public School

5 Year Enrolment History

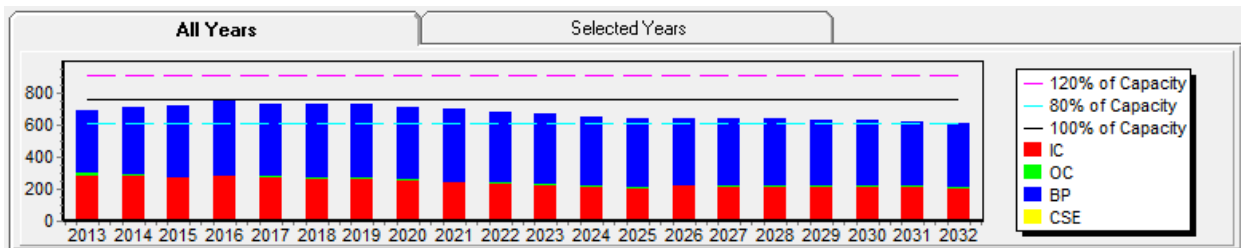
Grade	2013	2014	2015	2016	2017
JK	84	93	78	75	72
K	86	82	92	86	67
1	75	84	85	90	88
2	78	68	86	83	77
3	63	73	68	85	75
4	68	60	69	67	83
5	72	65	58	72	67
6	46	72	64	62	73
7	36	24	39	34	62
8	39	38	21	42	67
Total	647	659	660	696	731

Current Enrolment – September 20, 2018

Year	JK	K	1	2	3	4	5	6	7	8	Total
2018	85	71	65	80	72	68	80	72	74	62	729

10 Year Enrolment Projections

Grade	2019	2020	2021	2022	2023	2024	2025	2026	2027	2028
JK	79	74	75	74	74	73	73	72	72	70
K	75	78	73	74	73	73	72	72	71	71
1	70	74	77	72	73	72	72	71	71	69
2	58	63	66	69	65	66	65	65	64	64
3	73	53	61	62	65	60	62	61	60	60
4	70	72	51	59	61	63	59	60	60	60
5	72	69	69	49	59	59	61	57	59	59
6	81	73	70	70	49	59	60	62	58	59
7	69	82	74	71	70	50	59	59	63	58
8	79	75	88	80	77	76	53	64	64	68
Total	726	713	704	680	666	651	636	643	642	638



McNaughton Ave Public School (Local User - Lambton Kent District School Board)

FCI 5 YEAR & EVENTS COSTS	FCI 10 YEAR & EVENTS COSTS
43.17%	46.97%
\$6,773,391	\$7,369,508

Lambton Kent District School Board School & Site Information Summary

School: Merlin Area Public School

Address: 21184 Erie Street North, Merlin, ON NOP 1W0

*Family of Schools: Blenheim District High School;
John McGregor Secondary School;
Tilbury District High School*



OTG (On the Ground) Ministry Rated Capacity:	302
Gross Floor Area (GFA):	2,512 m ²
Site Acreage:	6.21 Hectares/15.344 Acres
Original Building Date/Additions:	1965/None
Grades:	JK-Grade 8
Programs:	Regular
Out of Area Students:	4

Merlin Area Public School

5 Year Enrolment History

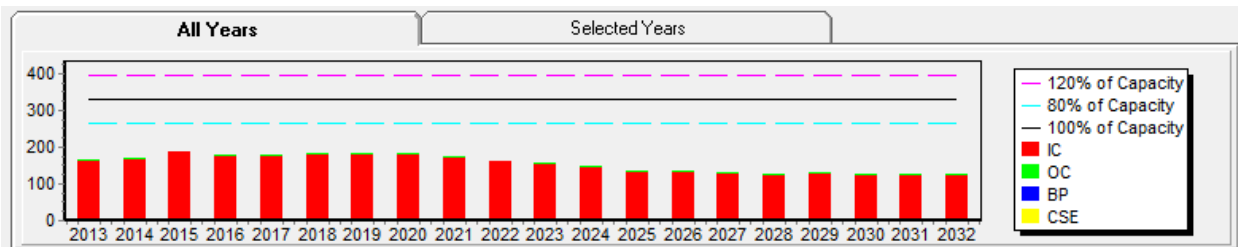
Grade	2013	2014	2015	2016	2017
JK	12	15	19	13	13
K	19	14	22	20	12
1	21	22	16	22	21
2	19	23	24	16	20
3	17	17	24	21	16
4	14	18	16	24	24
5	13	12	22	16	23
6	18	13	17	17	14
7	18	19	12	16	16
8	15	18	16	12	18
Total	166	171	188	177	177

Current Enrolment – September 20, 2018

Year	JK	K	1	2	3	4	5	6	7	8	Total
2018	21	12	12	23	19	17	24	22	17	16	183

10 Year Enrolment Projections

Grade	2019	2020	2021	2022	2023	2024	2025	2026	2027	2028
JK	12	14	13	12	13	12	13	12	13	12
K	17	12	14	13	12	13	12	13	12	13
1	14	17	12	14	13	12	13	12	13	12
2	14	14	17	12	14	13	12	13	12	13
3	25	14	14	17	12	14	13	12	13	12
4	24	25	14	14	17	12	14	13	12	13
5	18	24	25	14	14	17	12	14	13	12
6	23	18	24	25	14	14	17	12	14	13
7	22	23	18	24	25	14	14	17	12	14
8	13	22	23	18	24	25	14	14	17	12
Total	182	183	174	163	158	146	134	132	131	126



Merlin Area Public School (Local User - Lambton Kent District School Board)

FCI 5 YEAR & EVENTS COSTS	FCI 10 YEAR & EVENTS COSTS
52.65%	55.28%
\$3,453,221	\$3,625,736

Lambton Kent District School Board School & Site Information Summary

School: Mooretown-Courtright Public School
Address: 104 Moore Line, Mooretown, ON N0N 1M0

Family of Schools: Great Lakes Secondary School



OTG (On the Ground) Ministry Rated Capacity:	256
Gross Floor Area (GFA):	2,091 m ²
Site Acreage:	4.26 Hectares/10.526 Acres
Original Building Date/Additions:	1963/1966,1968
Grades:	JK-Grade 8
Programs:	Regular
Out of Area Students:	0

Mooretown-Courtright Public School

5 Year Enrolment History

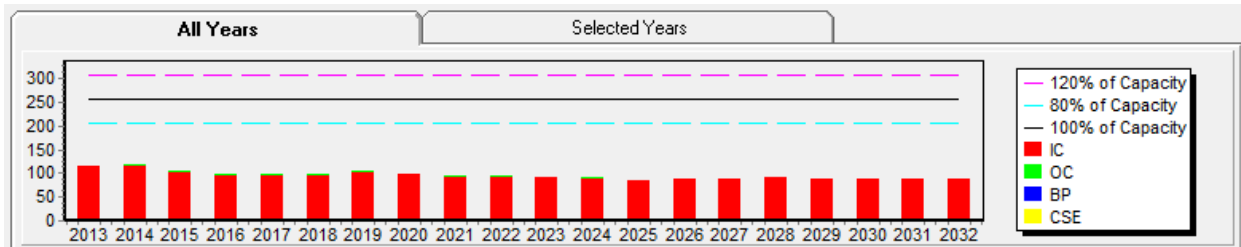
Grade	2013	2014	2015	2016	2017
JK	11	11	10	6	7
K	11	11	10	9	6
1	14	12	11	8	12
2	13	15	11	11	10
3	12	13	16	11	11
4	12	12	13	17	9
5	10	11	9	13	14
6	12	9	6	8	15
7	8	14	10	7	7
8	12	9	10	9	7
Total	115	117	106	99	98

Current Enrolment – September 20, 2018

Year	JK	K	1	2	3	4	5	6	7	8	Total
2018	7	8	5	11	10	11	10	13	15	7	97

10 Year Enrolment Projections

Grade	2019	2020	2021	2022	2023	2024	2025	2026	2027	2028
JK	12	8	8	8	8	8	8	8	8	8
K	5	12	8	8	8	8	8	8	8	8
1	7	5	12	8	8	8	8	8	8	8
2	6	7	5	12	8	8	8	8	8	8
3	13	7	8	6	13	9	9	9	9	9
4	11	13	7	8	6	13	9	9	9	9
5	11	11	13	7	8	6	13	9	9	9
6	9	11	11	13	7	8	6	13	9	9
7	15	10	12	12	14	8	9	7	14	10
8	16	15	10	12	12	14	8	9	7	14
Total	105	99	94	94	92	90	86	88	89	92



Mooretown-Courtright Public School (Local User - Lambton Kent District School Board)

FCI 5 YEAR & EVENTS COSTS	FCI 10 YEAR & EVENTS COSTS
57.71%	60.22%
\$3,660,006	\$3,819,472

Lambton Kent District School Board School & Site Information Summary

School: Naahii Ridge Public School

Address: 20473 Victoria Road, R.R. #3, Ridgetown, ON N0P 2C0

Family of Schools: Ridgetown District High School



OTG (On the Ground) Ministry Rated Capacity:	375
Gross Floor Area (GFA):	3,944 m ²
Site Acreage:	7.78 Hectares/19.224 Acres
Original Building Date/Additions:	1966/2013
Grades:	JK-Grade 6
Programs:	Regular; Native Second Language
Out of Area Students:	2

Naahii Ridge Public School

5 Year Enrolment History

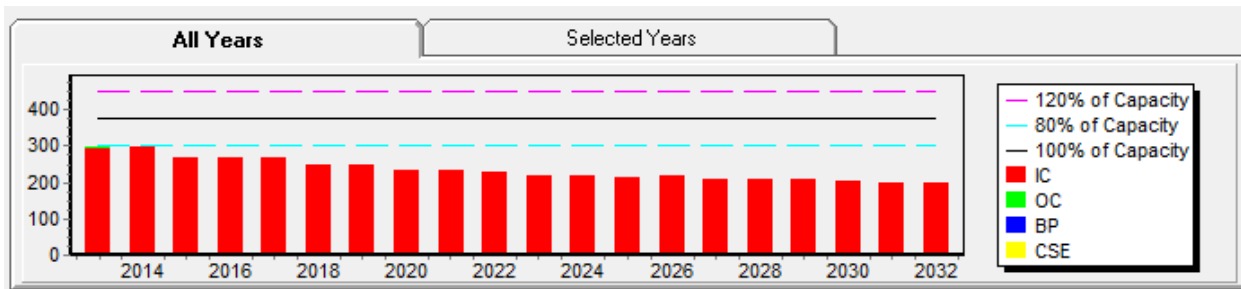
Grade	2013	2014	2015	2016	2017
JK	25	32	25	24	27
K	37	31	30	29	21
1	40	47	32	31	38
2	46	34	42	35	30
3	27	47	30	43	32
4	44	26	43	30	43
5	40	43	25	47	31
6	40	39	40	29	45
Total	299	299	267	268	267

Current Enrolment – September 20, 2018

Year	JK	K	1	2	3	4	5	6	Total
2018	17	32	29	42	30	38	42	33	263

10 Year Enrolment Projections

Grade	2019	2020	2021	2022	2023	2024	2025	2026	2027	2028
JK	28	24	25	24	24	24	24	23	23	22
K	23	28	24	25	25	24	24	24	23	23
1	30	25	32	27	28	27	27	27	26	26
2	24	30	26	32	27	28	28	27	27	26
3	39	24	31	26	32	27	28	28	27	27
4	31	39	24	31	26	33	27	28	28	28
5	32	31	39	24	31	26	32	27	28	28
6	43	32	31	39	24	31	26	32	27	28
Total	250	233	232	228	217	220	216	216	209	208



Naahii Ridge Public School (Local User - Lambton Kent District School Board)

FCI 5 YEAR & EVENTS COSTS	FCI 10 YEAR & EVENTS COSTS
36.10%	41.38%
\$3,263,864	\$3,741,308

Lambton Kent District School Board School & Site Information Summary

School: P.E. McGibbon Public School
Address: 217 Russell Street, Sarnia, ON N7T 3L6

Family of Schools: Great Lakes Secondary School



OTG (On the Ground) Ministry Rated Capacity:	530
Gross Floor Area (GFA):	4,487 m ²
Site Acreage:	1.42 Hectares/3.508 Acres
Original Building Date/Additions:	2010/None
Grades:	JK-Grade 8
Programs:	Regular
Out of Area Students:	26

P.E. McGibbon Public School

5 Year Enrolment History

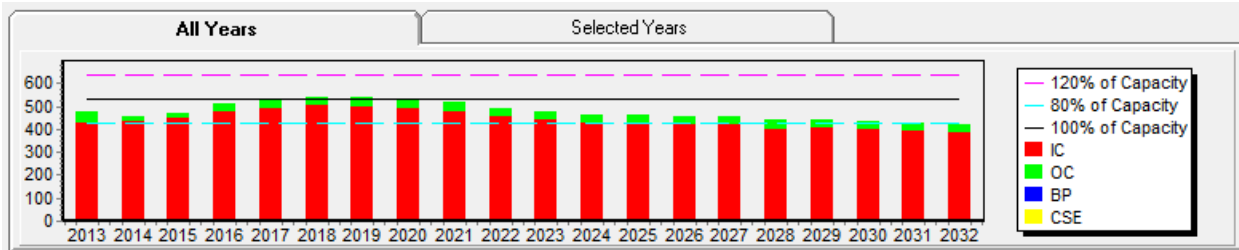
Grade	2013	2014	2015	2016	2017
JK	55	41	42	44	45
K	61	58	50	50	46
1	65	60	58	52	45
2	55	54	64	60	53
3	44	56	56	68	57
4	45	37	57	59	72
5	27	40	33	60	58
6	37	32	39	38	61
7	50	32	34	41	43
8	35	46	38	38	44
Total	474	456	471	510	524

Current Enrolment – September 20, 2018

Year	JK	K	1	2	3	4	5	6	7	8	Total
2018	43	51	47	44	55	51	78	61	57	39	526

10 Year Enrolment Projections

Grade	2019	2020	2021	2022	2023	2024	2025	2026	2027	2028
JK	39	45	45	44	44	43	43	42	42	41
K	54	38	44	44	44	43	42	41	41	40
1	42	54	38	44	44	44	43	42	41	41
2	47	43	55	39	45	45	45	44	43	42
3	46	47	43	55	39	45	45	45	44	43
4	53	46	47	43	55	39	45	45	45	44
5	59	56	47	49	44	57	41	46	47	46
6	76	61	59	50	52	47	60	43	49	49
7	59	75	60	57	49	50	46	58	42	48
8	62	61	77	62	60	52	52	47	61	44
Total	537	526	515	487	476	465	462	453	455	438



P.E. McGibbon Public School (Local User - Lambton Kent District School Board)

FCI 5 YEAR & EVENTS COSTS	FCI 10 YEAR & EVENTS COSTS
5.41%	30.09%
\$590,036	\$3,283,068

Lambton Kent District School Board School & Site Information Summary

School: Plympton-Wyoming Public School
Address: 606 Thames Street, Wyoming, ON N0N 1T0

Family of Schools: Lambton Central Collegiate & Vocational Institute



OTG (On the Ground) Ministry Rated Capacity:	257
Gross Floor Area (GFA):	2,942 m ²
Site Acreage:	2.43 Hectares/6.004 Acres
Original Building Date/Additions:	1965/1972,1976,2018
Grades:	Grade JK-8
Programs:	Regular; Alternative Learning & Lifeskills
Out of Area Students:	0

Plympton-Wyoming Public School

5 Year Enrolment History

History for South Plympton

History for Wyoming

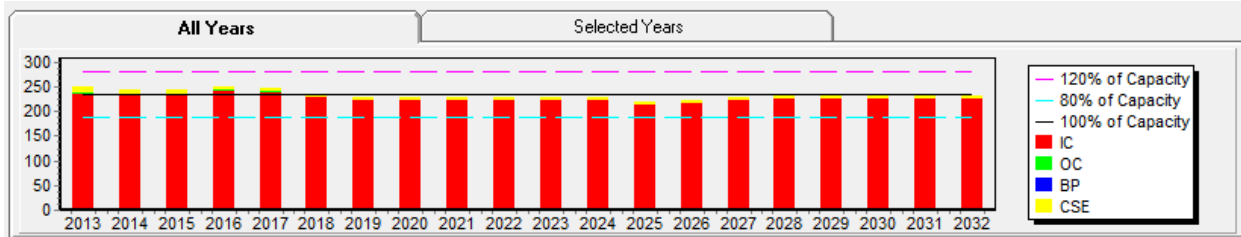
Grade	2013	2014	2015	2016	2017	Grade	2013	2014	2015	2016	2017
JK	22	19	25	19	15	4	29	30	24	9	8
K	25	23	23	28	21	5	15	29	27	25	22
1	16	23	25	22	29	6	24	17	29	30	25
2	24	16	23	25	23	7	29	23	15	33	27
3	29	24	19	23	24	8	24	32	23	18	32
4	0	0	0	11	14	ALLP	14	9	10	7	7
Total	116	105	115	128	126	Total	135	140	128	122	121

Current Enrolment – September 20, 2018 (Consolidation at Plympton-Wyoming)

Year	JK	K	1	2	3	4	5	6	7	8	ALLP	Total
2018	17	19	22	31	22	21	24	21	26	25	5	233

10 Year Enrolment Projections

Grade	2019	2020	2021	2022	2023	2024	2025	2026	2027	2028
JK	19	22	20	20	20	20	20	20	20	20
K	19	22	24	23	23	23	23	23	23	23
1	17	19	22	24	23	23	23	23	23	23
2	20	17	19	22	24	23	23	23	23	23
3	30	20	17	19	22	24	23	23	23	23
4	23	30	20	17	19	22	24	23	23	23
5	24	23	30	20	17	19	22	24	23	23
6	22	24	23	30	20	17	19	22	24	23
7	22	22	24	23	30	20	17	19	22	24
8	25	22	22	24	23	30	20	17	19	22
ALLP	7	7	7	7	7	7	7	7	7	7
Total	228	228	228	229	228	228	221	224	230	234



Plympton-Wyoming Public School (Local User - Lambton Kent District School Board)

FCI 5 YEAR & EVENTS COSTS	FCI 10 YEAR & EVENTS COSTS
Not applicable due to recent construction.	Not applicable due to recent construction.

Lambton Kent District School Board School & Site Information Summary

School: Queen Elizabeth II Public School - Chatham

Address: 79 Eugenie Street, Chatham, ON N7M 3Y9

Family of Schools: John McGregor Secondary School



OTG (On the Ground) Ministry Rated Capacity:	442
Gross Floor Area (GFA):	3,961 m ²
Site Acreage:	3.54 Hectares/8.747 Acres
Original Building Date/Renovations:	1952/1954,1959,1967,1993,2002
Grades:	JK-Grade 8
Programs:	Regular
Out of Area Students:	19

Queen Elizabeth II Public School - Chatham

5 Year Enrolment History

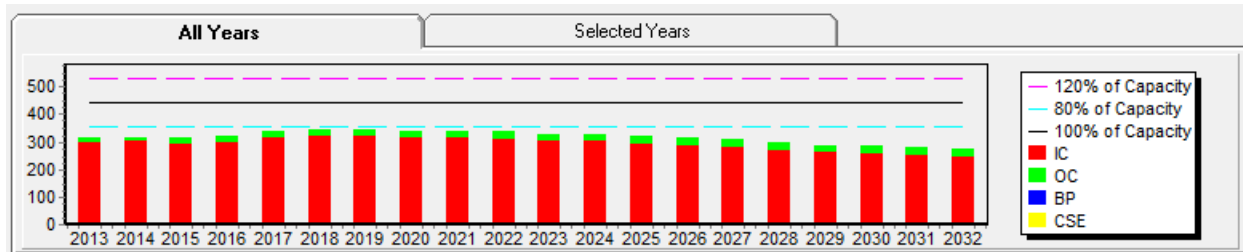
Grade	2013	2014	2015	2016	2017
JK	36	29	35	33	31
K	30	33	27	35	34
1	32	30	30	27	33
2	33	30	30	31	31
3	32	34	29	32	38
4	40	29	36	26	35
5	27	39	32	35	30
6	28	27	35	34	37
7	36	30	28	35	37
8	20	35	31	30	33
Total	314	316	313	318	339

Current Enrolment – September 20, 2018

Year	JK	K	1	2	3	4	5	6	7	8	Total
2018	30	34	34	32	33	42	39	30	31	38	343

10 Year Enrolment Projections

Grade	2019	2020	2021	2022	2023	2024	2025	2026	2027	2028
JK	34	27	30	30	29	28	27	27	26	25
K	37	35	28	31	30	29	29	28	27	27
1	32	37	35	28	31	30	29	29	28	27
2	36	33	39	36	29	32	31	30	30	29
3	35	36	33	39	36	29	32	31	30	30
4	32	36	37	34	40	37	30	33	32	31
5	38	32	35	36	34	39	36	29	32	31
6	34	37	31	34	35	33	38	35	28	31
7	30	34	37	31	34	35	33	38	36	29
8	37	30	34	37	32	34	36	33	38	36
Total	345	337	339	336	330	326	321	313	307	296



Queen Elizabeth II Public School - Chatham (Local User - Lambton Kent District School Board)

FCI 5 YEAR & EVENTS COSTS	FCI 10 YEAR & EVENTS COSTS
18.25%	23.16%
\$1,920,672	\$2,437,067

Lambton Kent District School Board School & Site Information Summary

School: Queen Elizabeth II Public School - Petrolia
Address: 4079 Maple Street, Petrolia, ON N0N 1R0

Family of Schools: Lambton Central Collegiate & Vocational Institute



OTG (On the Ground) Ministry Rated Capacity:	397
Gross Floor Area (GFA):	3,554 m ²
Site Acreage:	2.94 Hectares/7.264 Acres
Original Building Date/Additions:	1953/1961,1965,1971,1995,2014
Grades:	JK-Grade 8
Programs:	Regular
Out of Area Students:	5

Queen Elizabeth II Public School - Petrolia

5 Year Enrolment History

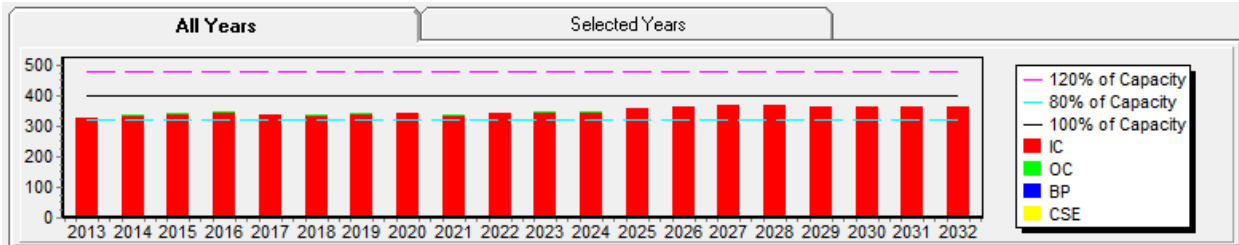
Grade	2013	2014	2015	2016	2017
JK	26	32	25	31	31
K	28	29	33	24	31
1	34	30	33	32	23
2	30	38	32	34	33
3	32	31	40	29	35
4	39	33	33	42	29
5	36	40	33	34	43
6	29	36	44	35	36
7	36	29	36	45	32
8	34	38	31	40	45
Total	324	336	340	346	338

Current Enrolment – September 20, 2018

Year	JK	K	1	2	3	4	5	6	7	8	Total
2018	34	32	35	24	35	39	31	40	35	34	339

10 Year Enrolment Projections

Grade	2019	2020	2021	2022	2023	2024	2025	2026	2027	2028
JK	38	37	36	36	36	36	36	36	36	36
K	36	39	38	37	37	37	37	37	37	37
1	33	36	39	38	37	37	37	37	37	37
2	33	33	36	39	38	37	37	37	37	37
3	24	33	33	36	39	38	37	37	37	37
4	35	24	33	33	36	39	38	37	37	37
5	35	35	24	32	32	36	38	38	36	36
6	28	35	34	23	32	32	36	38	37	36
7	42	28	34	34	23	31	32	35	38	37
8	37	44	30	36	36	25	33	33	37	40
Total	341	344	337	344	346	348	361	365	369	370



Queen Elizabeth II Public School - Petrolia (Local User - Lambton Kent District School Board)

FCI 5 YEAR & EVENTS COSTS	FCI 10 YEAR & EVENTS COSTS
56.14%	66.52%
\$4,721,633	\$5,594,327

Lambton Kent District School Board School & Site Information Summary

School: Queen Elizabeth II Public School - Sarnia
Address: 60 Aberdeen Street, Sarnia, ON N7S 2N8

Family of Schools: Great Lakes Secondary School



OTG (On the Ground) Ministry Rated Capacity:	475
Gross Floor Area (GFA):	3,128 m ²
Site Acreage:	3.89 Hectares/9.612 Acres
Original Building Date:	1953/1956, 1957, 1958, 1962, 1970
Grades:	JK-Grade 8
Programs:	Regular; Native Second Language
Out of Area Students:	12

Queen Elizabeth II Public School - Sarnia

5 Year Enrolment History

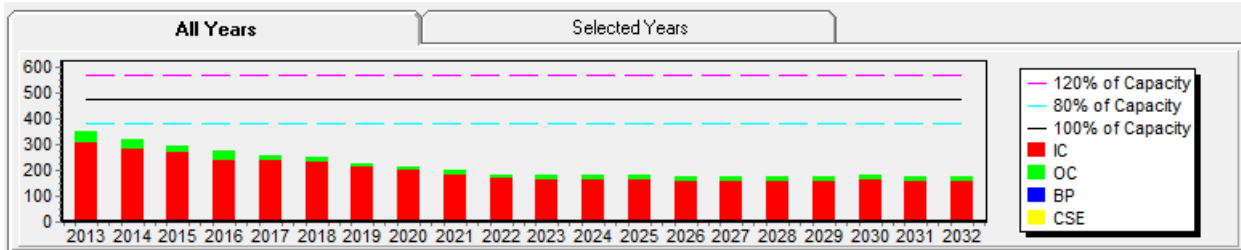
Grade	2013	2014	2015	2016	2017
JK	33	25	20	20	20
K	35	31	24	21	23
1	37	31	27	21	20
2	36	36	31	25	19
3	43	33	35	31	23
4	38	38	33	32	31
5	28	36	37	29	34
6	35	28	32	35	28
7	34	30	29	32	34
8	30	30	27	28	25
Total	349	318	295	274	257

Current Enrolment – September 20, 2018

Year	JK	K	1	2	3	4	5	6	7	8	Total
2018	20	24	21	23	18	25	27	36	22	36	252

10 Year Enrolment Projections

Grade	2019	2020	2021	2022	2023	2024	2025	2026	2027	2028
JK	18	16	19	19	19	19	19	19	18	18
K	17	18	17	19	20	20	20	20	20	19
1	19	17	18	16	19	19	19	19	20	19
2	22	19	17	18	16	19	19	19	19	19
3	19	22	19	17	17	16	19	19	19	19
4	19	19	21	18	16	17	15	18	18	18
5	22	18	19	21	18	16	17	15	18	18
6	31	22	18	18	20	18	16	16	15	17
7	34	30	21	18	18	20	17	15	16	15
8	28	33	30	21	17	18	20	17	15	16
Total	229	214	199	185	180	182	181	177	178	178



Queen Elizabeth II Public School - Sarnia (Local User - Lambton Kent District School Board)

FCI 5 YEAR & EVENTS COSTS	FCI 10 YEAR & EVENTS COSTS
38.05%	40.73%
\$3,994,288	\$4,276,285

Lambton Kent District School Board School & Site Information Summary

School: Ridgetown District High School-Grade 7&8
Address: 9 Harold Street North, Ridgetown, ON NOP 2C0

Family of Schools: Ridgetown District High School



OTG (On the Ground) Ministry Rated Capacity:	92
Gross Floor Area (GFA):	8,063 m ²
Site Acreage:	3.04 Hectares/7.511 Acres
Original Building Date/Additions:	1953/1962,1971
Grades:	Grade 7-8
Programs:	Regular; Native Second Language
Out of Area Students:	0

Ridgetown District High School-Grade 7&8

5 Year Enrolment History

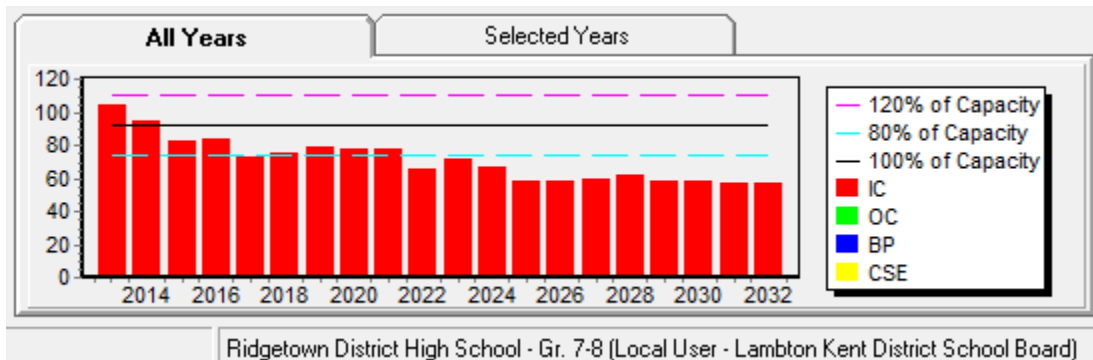
Grade	2013	2014	2015	2016	2017
7	55	44	40	41	28
8	49	51	42	43	45
Total	104	95	82	84	73

Current Enrolment – September 20, 2018

Year	7	8	Total
2018	50	28	78

10 Year Enrolment Projections

Grade	2019	2020	2021	2022	2023	2024	2025	2026	2027	2028
7	31	43	32	31	39	24	31	26	32	27
8	48	34	46	34	33	42	27	33	28	35
Total	79	77	78	65	72	66	58	59	60	62



FCI 5 YEAR & EVENTS COSTS	FCI 10 YEAR & EVENTS COSTS
62.30%	68.36%
\$10,794,696	\$11,844,332

Lambton Kent District School Board School & Site Information Summary

School: Riverview Central School

Address: 3926 St. Clair Parkway, Port Lambton, ON NOP 2B0

Family of Schools: Wallaceburg District Secondary School



OTG (On the Ground) Ministry Rated Capacity:	268
Gross Floor Area (GFA):	2,379 m ²
Site Acreage:	3.48 Hectares/8.599 Acres
Original Building Date/Additions:	1964/1966,1967,2006
Grades:	JK-Grade 8
Programs:	Regular
Out of Area Students:	11

Riverview Central School

5 Year Enrolment History

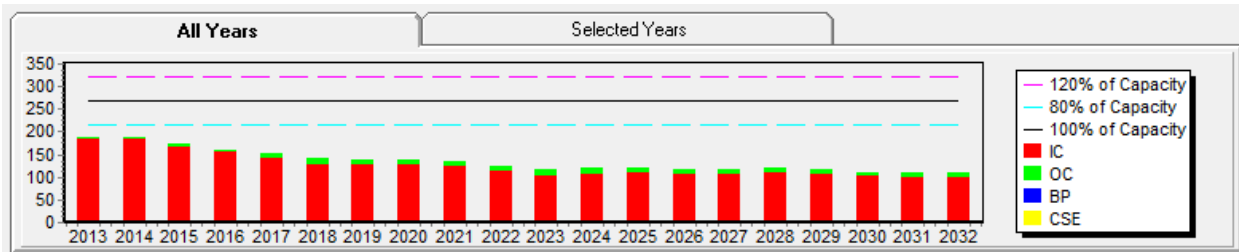
Grade	2013	2014	2015	2016	2017
JK	20	8	10	11	11
K	18	22	9	11	12
1	18	18	21	9	10
2	18	20	18	19	8
3	15	18	20	20	20
4	26	15	18	17	20
5	14	26	18	15	17
6	17	18	26	18	16
7	20	22	14	24	16
8	20	20	19	14	23
Total	186	187	173	158	153

Current Enrolment – September 20, 2018

Year	JK	K	1	2	3	4	5	6	7	8	Total
2018	11	11	12	10	9	20	20	17	16	16	142

10 Year Enrolment Projections

Grade	2019	2020	2021	2022	2023	2024	2025	2026	2027	2028
JK	12	16	11	11	11	11	11	11	11	11
K	10	12	16	11	11	11	11	11	11	11
1	11	10	12	16	11	11	11	11	11	11
2	12	11	10	12	16	11	11	11	11	11
3	11	13	12	10	13	17	12	11	11	11
4	9	11	13	12	10	13	17	12	11	11
5	20	9	11	13	12	10	13	17	12	11
6	20	20	9	11	13	12	10	13	17	12
7	17	20	20	9	11	13	12	10	13	17
8	16	17	20	20	9	11	13	12	10	13
Total	138	139	134	125	117	120	121	119	118	119



Riverview Central School [Local User - Lambton Kent District School Board]

FCI 5 YEAR & EVENTS COSTS	FCI 10 YEAR & EVENTS COSTS
56.00%	58.06%
\$3,417,736	\$3,543,725

Lambton Kent District School Board School & Site Information Summary

School: Rosedale Public School

Address: 1018 Indian Road North, Sarnia, ON N7V 4C5

Family of Schools: *Northern Collegiate Institute & Vocational School*



OTG (On the Ground) Ministry Rated Capacity:	492
Gross Floor Area (GFA):	3,581 m ²
Site Acreage:	3.28 Hectares/8.104 Acres
Original Building Date/Additions:	1954/1963,1964,1971,2011
Grades:	JK-Grade 8
Programs:	Regular
Out of Area Students:	20

Rosedale Public School

5 Year Enrolment History

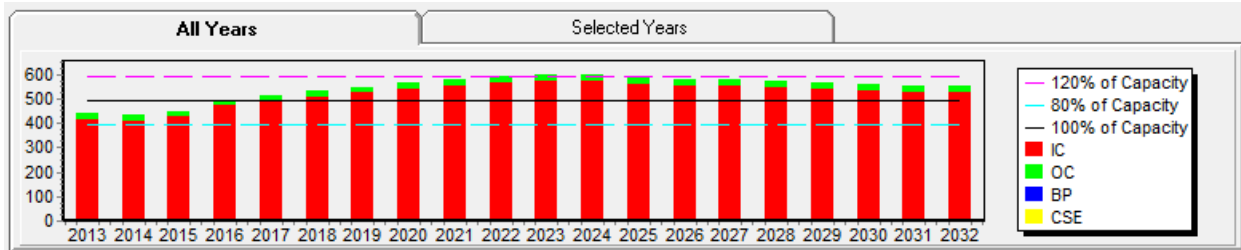
Grade	2013	2014	2015	2016	2017
JK	36	38	44	49	43
K	42	40	40	51	46
1	32	39	41	40	57
2	42	33	42	48	46
3	42	43	35	46	50
4	45	45	43	45	50
5	46	53	46	49	54
6	52	47	55	53	54
7	39	55	47	57	56
8	66	43	57	48	59
Total	442	436	450	486	515

Current Enrolment – September 20, 2018

Year	JK	K	1	2	3	4	5	6	7	8	Total
2018	49	45	46	55	45	50	50	55	59	55	509

10 Year Enrolment Projections

Grade	2019	2020	2021	2022	2023	2024	2025	2026	2027	2028
JK	46	48	43	42	42	42	42	42	42	42
K	50	47	51	46	45	45	45	45	45	45
1	49	51	51	53	48	47	47	47	47	47
2	50	51	54	53	56	51	49	49	49	49
3	66	54	57	60	60	62	56	54	54	54
4	57	70	61	63	67	66	69	62	60	60
5	60	61	78	66	67	71	70	73	66	64
6	57	61	63	80	66	67	71	70	73	66
7	57	58	62	65	80	66	67	71	70	73
8	58	59	60	65	66	81	67	68	72	71
Total	550	560	580	593	597	598	583	581	578	571



Rosedale Public School (Local User - Lambton Kent District School Board)

FCI 5 YEAR & EVENTS COSTS	FCI 10 YEAR & EVENTS COSTS
27.84%	31.14%
\$2,823,271	\$3,157,104

Lambton Kent District School Board School & Site Information Summary

School: Sir John Moore Community School
Address: 274 St. Clair Blvd., Corunna, ON N0N 1G0

*Family of Schools: Great Lakes Secondary School;
 Lambton Central Collegiate & Vocational Institute (French
 Immersion)*



OTG (On the Ground) Ministry Rated Capacity:	472
Gross Floor Area (GFA):	4,628 m ²
Site Acreage:	3.44 Hectares/8.500 Acres
Original Building Date/Additions:	1999/2014
Grades:	JK-Grade 8
Programs:	Regular; French Immersion; Native Second Language
Out of Area Students:	25

Sir John Moore Community School

5 Year Enrolment History

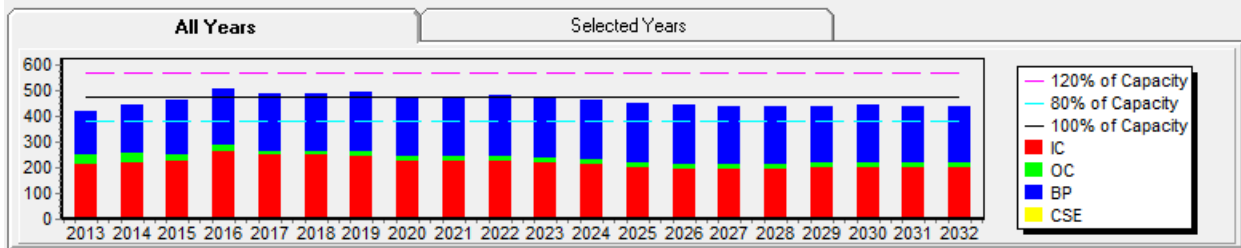
Grade	2013	2014	2015	2016	2017
JK	43	39	49	46	43
K	33	53	49	58	46
1	41	39	54	55	62
2	46	44	40	57	54
3	41	52	42	42	56
4	49	41	52	44	40
5	53	48	40	57	39
6	36	55	50	44	56
7	38	33	53	50	44
8	40	38	31	53	48
Total	420	442	460	506	488

Current Enrolment – September 20, 2018

Year	JK	K	1	2	3	4	5	6	7	8	Total
2018	44	46	49	58	51	54	41	35	56	44	478

10 Year Enrolment Projections

Grade	2019	2020	2021	2022	2023	2024	2025	2026	2027	2028
JK	42	39	42	42	41	41	41	41	40	40
K	44	44	41	44	44	43	43	43	43	42
1	49	47	47	44	47	48	47	47	47	47
2	50	48	47	47	43	47	47	46	46	46
3	60	49	46	45	45	42	45	46	45	45
4	51	58	47	46	44	44	40	44	44	44
5	55	51	57	47	45	44	44	40	44	44
6	42	55	52	59	49	46	44	44	41	45
7	41	42	55	52	59	49	46	43	43	41
8	57	40	41	55	52	58	48	45	44	44
Total	491	473	475	481	469	462	445	439	437	438



Sir John Moore Community School (Local User - Lambton Kent District School Board)

FCI 5 YEAR & EVENTS COSTS	FCI 10 YEAR & EVENTS COSTS
9.98%	35.90%
\$993,660	\$3,575,690

Lambton Kent District School Board School & Site Information Summary

School: Tecumseh Public School

Address: 287 McNaughton Avenue West, Chatham, ON N7L 1R8

Family of Schools: Chatham Kent Secondary School



OTG (On the Ground) Ministry Rated Capacity:	559
Gross Floor Area (GFA):	5,945 m ²
Site Acreage:	7.35 Hectares/18.161 Acres
Original Building Date/Additions:	1956/1960,1964,1974,2015
Grades:	JK-Grade 8
Programs:	Regular; Alternative Learning & Lifeskills
Out of Area Students:	6

Tecumseh Public School

5 Year Enrolment History

History for John N. Given

History for Tecumseh

Current

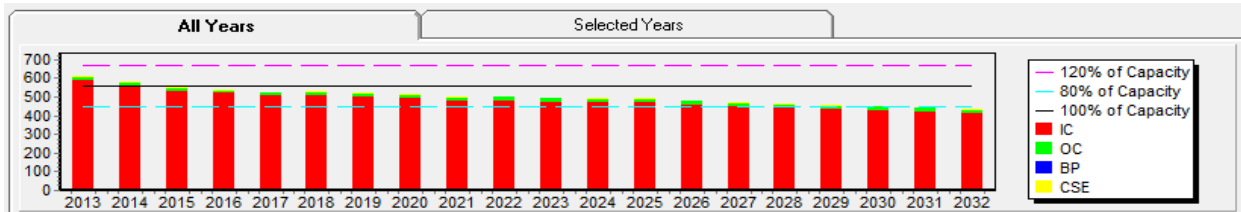
Grade	2013	2014	2015	2016	2017	Grade	2013	2014	2015	2016	2017
JK	17	14	15	17	17	JK	41	30	26	36	36
K	21	20	15	19	15	K	43	43	30	30	41
1	20	21	22	14	17	1	37	35	33	33	29
2	25	19	19	22	13	2	30	35	35	33	36
3	16	25	21	19	20	3	39	33	33	27	35
4	25	18	24	21	16	4	25	40	33	42	28
5	28	20	19	20	18	5	36	29	42	31	44
6	27	22	23	16	18	6	49	42	26	36	33
7	43	47	55	52	17	7	47	44	44	29	38
8	36	43	48	52	21	8	46	45	42	47	28
ALLP	0	0	0	0	0	ALLP	7	7	6	5	5
TOTAL	258	249	261	252	172	TOTAL	400	383	350	349	353

Enrolment – September 20, 2018 (Consolidation with John N. Given)

Year	JK	K	1	2	3	4	5	6	7	8	ALLP	Total
2018	46	61	52	47	48	54	46	63	56	56	4	533

10 Year Enrolment Projections

Grade	2019	2020	2021	2022	2023	2024	2025	2026	2027	2028
JK	50	46	49	48	47	46	45	45	44	43
K	54	51	47	50	49	48	47	46	45	45
1	52	53	50	46	49	48	47	46	46	45
2	55	51	52	50	46	49	47	47	46	45
3	47	56	52	53	50	46	49	48	47	46
4	49	46	55	51	52	50	46	48	47	47
5	54	48	46	55	51	52	49	46	48	47
6	43	54	48	45	54	50	51	49	45	47
7	60	42	54	48	45	53	50	51	48	44
8	51	60	42	53	47	45	53	49	50	48
ALLP	5	5	5	5	5	5	5	5	5	5
Total	520	512	500	504	495	492	489	480	471	462



Tecumseh Public School (2018/19) [Local User - Lambton Kent District School Board]

FCI 5 YEAR & EVENTS COSTS	FCI 10 YEAR & EVENTS COSTS
39.26%	45.79%
\$4,807,007	\$5,606,127

Lambton Kent District School Board School & Site Information Summary

School: Thamesville Area Central School
Address: 30 Mary Street, Thamesville, ON N0P 2K0

Family of Schools: Lambton Kent Composite School



OTG (On the Ground) Ministry Rated Capacity:	199
Gross Floor Area (GFA):	1,737 m ²
Site Acreage:	3.44 Hectares/8.500 Acres
Original Building Date/Additions:	1949/1966
Grades:	JK-Grade 8
Programs:	Regular
Out of Area Students:	25

Thamesville Area Central School

5 Year Enrolment History

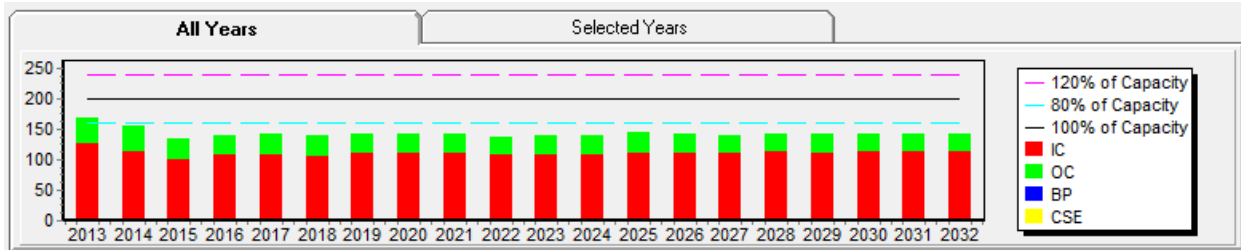
Grade	2013	2014	2015	2016	2017
JK	13	14	8	14	17
K	23	13	12	9	16
1	15	20	11	12	8
2	17	13	18	11	13
3	16	16	13	19	13
4	19	13	15	15	19
5	16	16	11	17	14
6	16	17	16	12	15
7	18	15	16	15	12
8	15	19	14	15	14
Total	168	156	134	139	141

Current Enrolment – September 20, 2018

Year	JK	K	1	2	3	4	5	6	7	8	Total
2018	5	17	17	6	14	14	19	16	17	15	140

10 Year Enrolment Projections

Grade	2019	2020	2021	2022	2023	2024	2025	2026	2027	2028
JK	15	14	14	14	14	14	14	14	14	14
K	11	15	14	14	14	14	14	14	14	14
1	17	11	15	14	14	14	14	14	14	14
2	16	16	11	15	14	13	14	14	14	14
3	9	17	17	11	16	15	14	14	15	15
4	14	9	17	17	11	15	14	14	14	15
5	13	14	9	17	17	11	15	14	14	14
6	19	13	14	9	17	17	11	15	14	14
7	14	19	13	14	9	17	17	11	15	14
8	15	14	19	13	14	9	17	17	11	15
Total	143	142	143	138	140	139	144	141	139	143



Thamesville Area Central Public School (Local User - Lambton Kent District School Board)

FCI 5 YEAR & EVENTS COSTS	FCI 10 YEAR & EVENTS COSTS
24.72%	27.09%
\$1,548,451	\$1,696,758

Lambton Kent District School Board School & Site Information Summary

School: Tilbury Area Public School
Address: 5 Mable Street, Tilbury, ON NOP 2L0

Family of Schools: Tilbury District High School



OTG (On the Ground) Ministry Rated Capacity:	470
Gross Floor Area (GFA):	3,822 m ²
Site Acreage:	1.87 Hectares/4.620 Acres
Original Building Date/Additions:	1951/1956,1966,1985,2010
Grades:	JK-Grade 8
Programs:	Regular; Alternative Learning & Lifeskills
Out of Area Students:	8

Tilbury Area Public School

5 Year Enrolment History

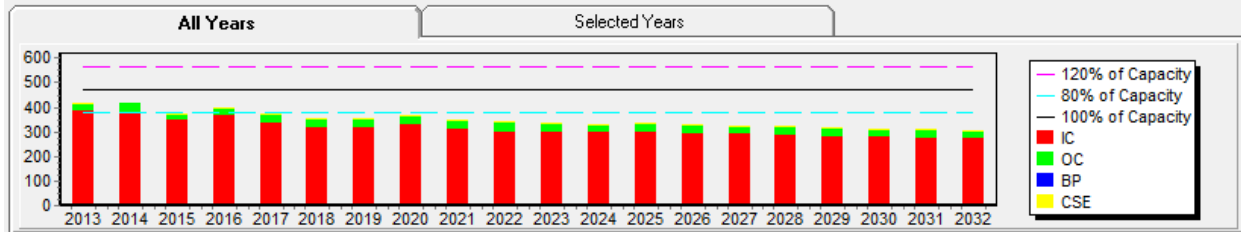
Grade	2013	2014	2015	2016	2017
JK	32	33	25	31	29
K	44	31	30	25	36
1	51	44	29	34	26
2	31	46	39	30	32
3	40	31	43	41	34
4	47	43	28	48	41
5	49	50	39	30	49
6	41	52	51	38	30
7	39	43	50	55	38
8	38	41	35	59	53
ALLP	4	3	3	5	6
Total	416	417	372	396	374

Current Enrolment – September 20, 2018

Year	JK	K	1	2	3	4	5	6	7	8	ALLP	Total
2018	27	33	38	27	32	36	40	47	32	38	5	355

10 Year Enrolment Projections

Grade	2019	2020	2021	2022	2023	2024	2025	2026	2027	2028
JK	31	31	29	29	28	28	28	27	27	27
K	30	31	32	30	30	29	29	29	28	28
1	30	30	32	32	30	30	29	29	29	28
2	36	30	30	32	32	30	30	29	29	29
3	26	36	30	30	32	32	30	30	29	29
4	34	26	38	32	32	34	33	31	31	31
5	39	37	32	41	35	35	38	37	35	34
6	45	39	38	32	41	35	35	38	37	35
7	48	45	39	38	32	41	35	35	38	37
8	29	48	45	39	38	32	41	35	35	38
ALLP	6	6	6	6	6	6	6	6	6	6
Total	354	359	351	341	336	332	334	326	324	322



Tilbury Area Public School (Local User - Lambton Kent District School Board)

FCI 5 YEAR & EVENTS COSTS	FCI 10 YEAR & EVENTS COSTS
43.84%	56.31%
\$3,780,485	\$4,855,732

Lambton Kent District School Board School & Site Information Summary

School: Victor Lauriston Public School

Address: 44 Alexandra Avenue, Chatham, ON N7M 1Y1

Family of Schools: John McGregor Secondary School



OTG (On the Ground) Ministry Rated Capacity:	533
Gross Floor Area (GFA):	3,852 m ²
Site Acreage:	3.72 Hectares/9.192 Acres
Original Building Date/Additions:	1948/1949,1954,1981,1982,1992
Grades:	JK-Grade 8
Programs:	Regular
Out of Area Students:	13

Victor Lauriston Public School

5 Year Enrolment History

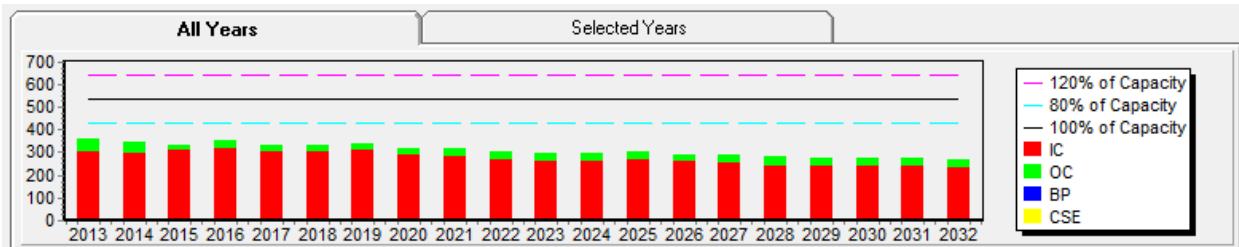
Grade	2013	2014	2015	2016	2017
JK	19	23	24	32	28
K	38	29	24	24	36
1	29	38	34	32	21
2	46	32	40	38	33
3	28	42	30	46	34
4	40	27	41	32	42
5	38	36	26	46	32
6	38	37	38	26	45
7	44	35	39	37	25
8	38	45	38	39	38
Total	358	344	334	352	334

Current Enrolment – September 20, 2018

Year	JK	K	1	2	3	4	5	6	7	8	Total
2018	39	30	33	20	41	35	38	34	51	30	351

10 Year Enrolment Projections

Grade	2019	2020	2021	2022	2023	2024	2025	2026	2027	2028
JK	27	20	25	26	26	25	25	24	24	24
K	36	30	23	28	29	28	28	28	27	26
1	31	36	31	23	28	30	29	29	28	27
2	37	31	36	31	24	28	30	30	29	28
3	22	37	32	36	31	24	28	30	29	29
4	33	22	37	31	35	31	24	28	29	29
5	33	33	22	36	31	35	31	24	28	29
6	43	34	33	23	37	32	36	32	25	29
7	33	43	34	33	22	37	32	36	32	25
8	44	33	43	33	33	22	37	32	36	31
Total	339	319	316	300	296	292	300	293	287	277



Victor Lauriston Public School (Local User - Lambton Kent District School Board)

FCI 5 YEAR & EVENTS COSTS	FCI 10 YEAR & EVENTS COSTS
38.95%	50.25%
\$4,393,709	\$5,668,493

Lambton Kent District School Board School & Site Information Summary

School: Wallaceburg District Secondary School-Grade 7&8

Address: 920 Elgin Street, Wallaceburg, ON N8A 3E1

Family of Schools: Wallaceburg District Secondary School



OTG (On the Ground) Ministry Rated Capacity:	161
Gross Floor Area (GFA):	17,564 m ²
Site Acreage:	4.55 Hectares/11.243 Acres
Original Building Date/Additions:	1948/1954, 1958, 1962, 1965, 1970, 1972, 2001
Grades:	Grade 7-8
Programs:	Regular; Native Second Language; Alternative Learning & Lifeskills Program
Out of Area Students:	3

Wallaceburg District Secondary School-Grade 7&8

5 Year Enrolment History

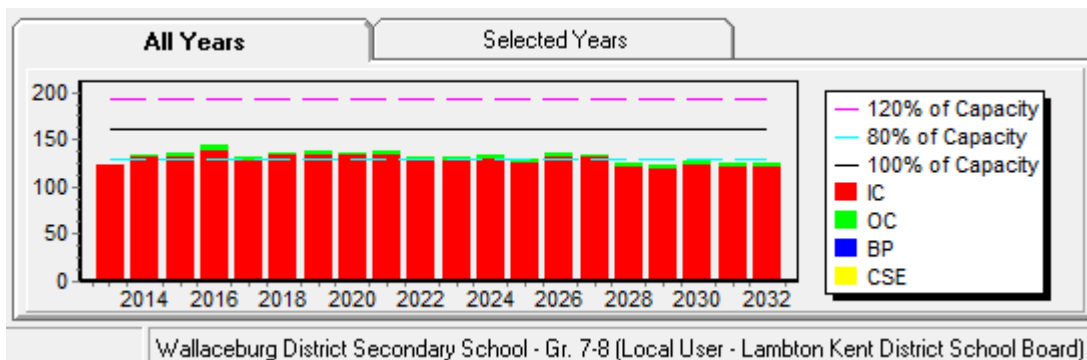
Grade	2013	2014	2015	2016	2017
7	59	64	71	63	66
8	65	69	64	77	65
ALLP	0	0	0	4	0
Total	124	133	135	144	131

Current Enrolment – September 20, 2018

Year	7	8	Total
2018	65	66	131

10 Year Enrolment Projections

Grade	2019	2020	2021	2022	2023	2024	2025	2026	2027	2028
7	63	64	65	60	69	61	65	67	65	58
8	68	67	67	72	63	73	65	69	70	68
Total	131	131	132	132	132	134	130	136	135	126



FCI 5 YEAR & EVENTS COSTS	FCI 10 YEAR & EVENTS COSTS
45.39%	58.54%
\$16,045,130	\$20,692,610

Lambton Kent District School Board School & Site Information Summary

School: Wheatley Area Public School

Address: 226 Erie Street North, Wheatley, ON N0P 2P0

Family of Schools: Tilbury District High School



OTG (On the Ground) Ministry Rated Capacity:	337
Gross Floor Area (GFA):	3,077 m ²
Site Acreage:	3.92 Hectares/9.686 Acres
Original Building Date/Additions:	1972/None
Grades:	JK-Grade 8
Programs:	Regular
Out of Area Students:	4

Wheatley Area Public School

5 Year Enrolment History

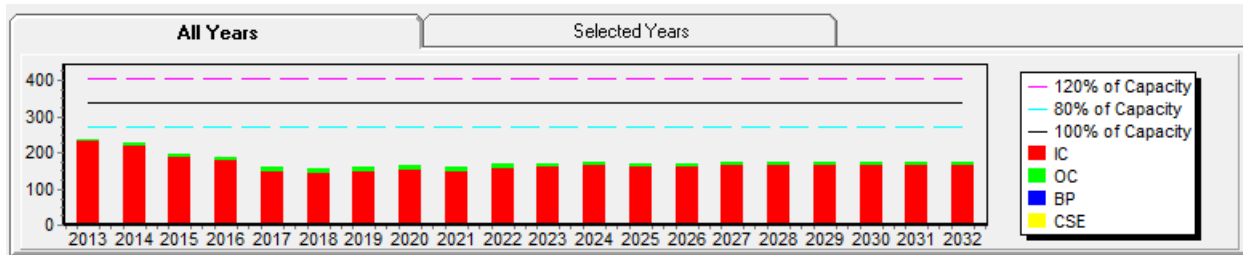
Grade	2013	2014	2015	2016	2017
JK	22	18	17	21	11
K	17	22	16	17	20
1	24	19	17	16	19
2	18	24	15	18	14
3	14	19	23	14	14
4	20	19	17	23	11
5	26	23	16	13	20
6	28	30	23	16	13
7	26	25	25	22	15
8	39	27	25	25	22
Total	234	226	194	185	159

Current Enrolment – September 20, 2018

Year	JK	K	1	2	3	4	5	6	7	8	Total
2018	20	10	18	15	12	16	11	21	13	15	151

10 Year Enrolment Projections

Grade	2019	2020	2021	2022	2023	2024	2025	2026	2027	2028
JK	16	17	16	17	16	17	16	17	16	17
K	16	17	17	16	17	16	17	16	17	16
1	11	17	17	17	16	17	16	17	16	17
2	20	12	17	17	17	16	17	16	17	16
3	20	21	12	17	17	18	17	18	17	18
4	14	20	21	12	17	18	18	17	18	17
5	14	14	20	21	12	17	18	18	17	18
6	12	15	15	21	22	13	18	18	19	18
7	21	12	15	15	21	22	13	18	18	19
8	14	22	13	16	16	22	23	14	19	19
Total	158	167	163	169	171	176	173	169	174	175



Wheatley Area Public School (Local User - Lambton Kent District School Board)

FCI 5 YEAR & EVENTS COSTS	FCI 10 YEAR & EVENTS COSTS
27.72%	38.67%
\$2,198,848	\$3,067,922

Lambton Kent District School Board School & Site Information Summary

School: Winston Churchill Public School
Address: 30 Crystal Drive, Chatham, ON N7M 3C7

Family of Schools: John McGregor Secondary School



OTG (On the Ground) Ministry Rated Capacity:	374
Gross Floor Area (GFA):	3,161 m ²
Site Acreage:	3.9 Hectares/9.636 Acres
Original Building Date/Additions:	1949/1976,1981,1990,2006
Grades:	JK-Grade 8
Programs:	Regular; Alternative Learning & Lifeskills
Out of Area Students:	5

Winston Churchill Public School

5 Year Enrolment History

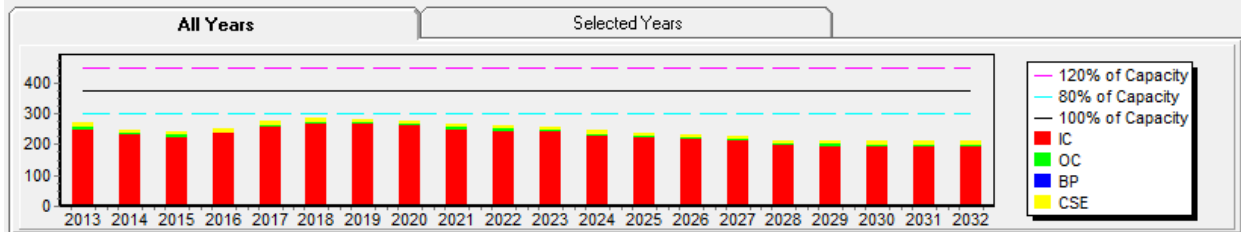
Grade	2013	2014	2015	2016	2017
JK	19	30	26	24	24
K	17	17	29	24	21
1	30	17	20	35	29
2	26	30	14	16	31
3	28	22	22	16	23
4	33	26	25	23	24
5	30	30	21	25	29
6	25	27	32	25	25
7	26	21	20	29	25
8	25	17	21	22	32
ALLP	11	10	10	11	11
Total	270	247	240	250	274

Current Enrolment – September 20, 2018

Year	JK	K	1	2	3	4	5	6	7	8	ALLP	Total
2018	32	24	23	28	26	28	27	30	25	27	13	286

10 Year Enrolment Projections

Grade	2019	2020	2021	2022	2023	2024	2025	2026	2027	2028
JK	20	20	18	18	20	20	20	19	19	19
K	30	20	19	17	17	20	19	19	19	19
1	25	32	21	21	19	18	21	21	20	20
2	22	24	31	21	20	18	18	21	20	20
3	29	22	24	31	20	19	18	18	20	19
4	32	29	23	24	31	21	20	19	19	20
5	24	32	29	23	24	31	21	20	19	19
6	28	27	35	33	26	27	35	23	23	21
7	34	28	27	35	33	26	27	35	23	23
8	27	35	29	28	36	34	27	28	36	24
ALLP	11	11	11	11	11	11	11	11	11	11
Total	282	280	267	262	257	245	237	234	229	215



Winston Churchill Public School (Local User - Lambton Kent District School Board)

FCI 5 YEAR & EVENTS COSTS	FCI 10 YEAR & EVENTS COSTS
49.46%	68.40%
\$4,077,054	\$5,637,930

Lambton Kent District School Board School & Site Information Summary

School: W.J. Baird Public School
Address: 182 King Street, Blenheim, ON N0P 1A0

Family of Schools: Blenheim District High School



OTG (On the Ground) Ministry Rated Capacity:	291
Gross Floor Area (GFA):	3,645 m ²
Site Acreage:	3.87 Hectares/9.562 Acres
Original Building Date/Additions:	1950/1955, 1964, 1968, 1974, 1992, 2006
Grades:	JK-Grade 8
Programs:	Regular
Out of Area Students:	2

W.J. Baird Public School

5 Year Enrolment History

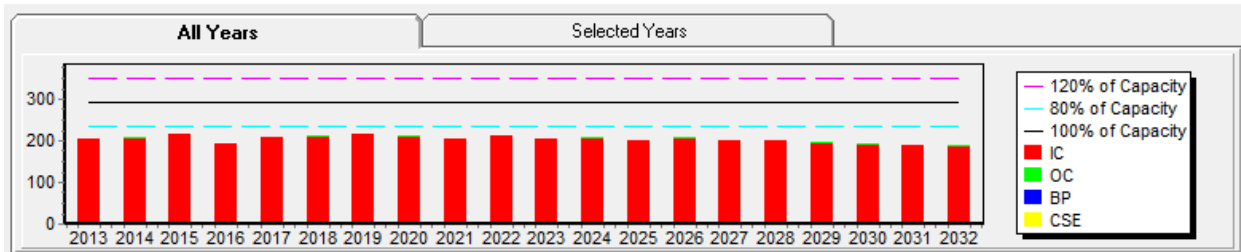
Grade	2013	2014	2015	2016	2017
JK	17	18	24	13	21
K	20	19	17	25	13
1	25	18	23	17	25
2	23	24	18	25	17
3	20	24	27	14	27
4	18	22	24	24	14
5	16	19	20	22	26
6	27	14	22	18	26
7	17	29	14	21	20
8	20	19	28	14	20
Total	203	206	217	193	209

Current Enrolment – September 20, 2018

Year	JK	K	1	2	3	4	5	6	7	8	Total
2018	17	26	13	25	19	24	14	28	23	19	208

10 Year Enrolment Projections

Grade	2019	2020	2021	2022	2023	2024	2025	2026	2027	2028
JK	21	20	19	18	18	18	18	18	17	17
K	20	21	20	20	19	19	18	18	18	18
1	22	20	22	21	20	19	19	19	18	18
2	14	23	20	22	21	20	20	19	19	19
3	26	14	23	20	22	22	20	20	20	20
4	18	26	14	24	21	23	22	21	20	20
5	27	18	26	14	24	21	23	22	21	20
6	14	27	18	26	14	24	21	23	22	21
7	27	15	28	19	27	15	25	22	24	23
8	27	27	15	28	19	27	15	25	22	24
Total	216	211	205	212	205	208	201	207	201	200



W. J. Baird Public School (Local User - Lambton Kent District School Board)

FCI 5 YEAR & EVENTS COSTS	FCI 10 YEAR & EVENTS COSTS
63.55%	81.09%
\$4,168,405	\$5,319,274

Lambton Kent District School Board School & Site Information Summary

School: Zone Township Central School

Address: 730 Main Street North, Bothwell, ON NOP 1C0

Family of Schools: Lambton Kent Composite School



OTG (On the Ground) Ministry Rated Capacity:	219
Gross Floor Area (GFA):	1,915 m ²
Site Acreage:	4.05 Hectares/10.007 Acres
Original Building Date/Additions:	1955/1965,1991
Grades:	JK-Grade 8
Programs:	Regular
Out of Area Students:	8

Zone Township Central School

5 Year Enrolment History

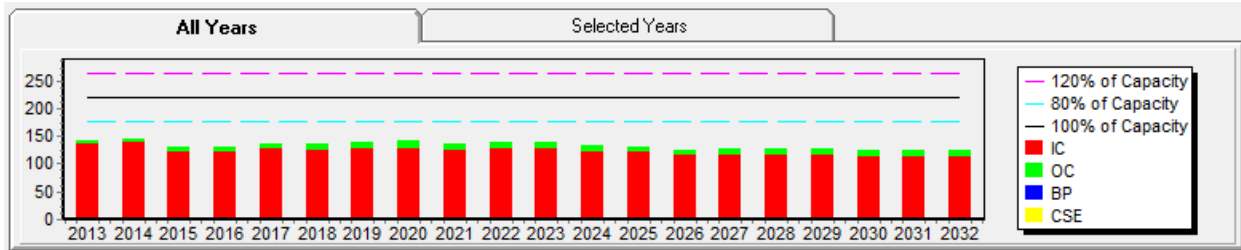
Grade	2013	2014	2015	2016	2017
JK	8	13	11	15	10
K	12	10	14	13	16
1	16	12	10	13	13
2	12	16	12	10	15
3	12	14	16	12	11
4	16	12	14	16	12
5	12	18	12	13	17
6	13	13	18	10	14
7	23	13	11	19	11
8	19	23	12	10	17
Total	143	144	130	131	136

Current Enrolment – September 20, 2018

Year	JK	K	1	2	3	4	5	6	7	8	Total
2018	8	12	18	12	16	12	12	15	14	7	126

10 Year Enrolment Projections

Grade	2019	2020	2021	2022	2023	2024	2025	2026	2027	2028
JK	12	14	11	11	11	11	11	11	11	11
K	11	12	14	11	11	11	11	11	11	11
1	11	11	12	14	11	11	11	11	11	11
2	17	11	11	12	14	11	11	11	11	11
3	15	19	12	12	14	16	13	13	13	13
4	18	15	19	12	12	14	16	13	13	13
5	12	18	15	19	12	12	14	16	13	13
6	12	12	18	15	19	12	12	14	16	13
7	17	12	12	18	15	19	12	12	14	16
8	14	17	12	12	18	15	19	12	12	14
Total	139	141	136	136	137	132	130	124	125	126



Zone Township Central School (Local User - Lambton Kent District School Board)

FCI 5 YEAR & EVENTS COSTS	FCI 10 YEAR & EVENTS COSTS
41.81%	44.27%
\$2,510,678	\$2,658,491

Lambton Kent District School Board School & Site Information Summary

School: Alexander Mackenzie Secondary School
Address: 1257 Michigan Avenue, Sarnia, ON N7S 3Y3

Family of Schools: Sarnia-Lambton Area Family of Schools



OTG (On the Ground) Ministry Rated Capacity:	681
Gross Floor Area (GFA):	9,759 m ²
Site Acreage:	6.07 Hectares/14.998 Acres
Original Building Date/Additions:	1969/None
Grades:	Grade 9-12
Programs:	Regular; Alternative Learning & Lifeskills
Out of Area Students:	3

Alexander Mackenzie Secondary School

5 Year Enrolment History

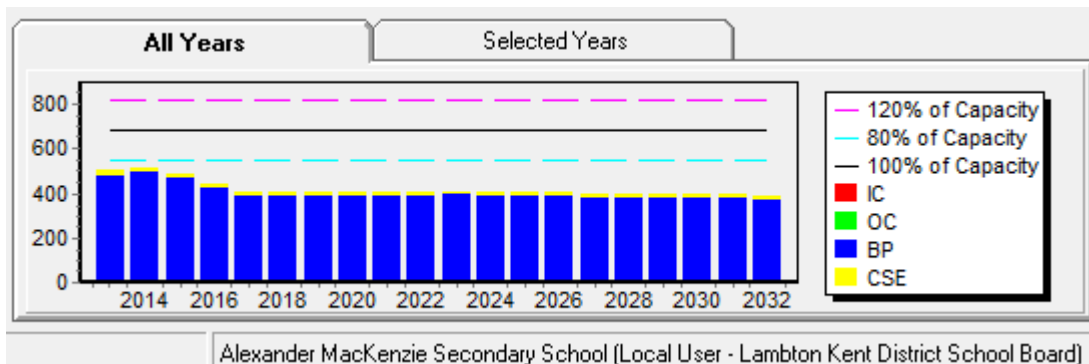
Grade	2013	2014	2015	2016	2017
9	99	83	81	87	76
10	122	107	88	93	91
11	114	120	111	89	90
12	143	188	189	155	127
ALLP	22	18	16	16	17
Total	500	516	485	440	401

Current Enrolment – September 20, 2018

Year	9	10	11	12	ALLP	Total
2018	94	74	89	143	15	415

10 Year Enrolment Projections

Grade	2019	2020	2021	2022	2023	2024	2025	2026	2027	2028
9	82	84	83	85	83	82	84	80	78	81
10	91	88	90	89	91	89	88	90	86	84
11	81	90	87	89	88	90	88	87	89	85
12	131	122	131	128	130	129	131	129	128	130
ALLP	17	17	17	17	17	17	17	17	17	17
Total	402	401	408	408	409	407	408	403	398	397



FCI 5 YEAR & EVENTS COSTS	FCI 10 YEAR & EVENTS COSTS
46.68%	57.34%
\$10,893,404	\$13,379,028

Lambton Kent District School Board School & Site Information Summary

School: Blenheim District High School

Address: 163 Chatham Street, Blenheim, ON N0P 1A0

Family of Schools: Harwich-Raleigh Public School; Merlin Area Public School (shared); W.J. Baird Public School



OTG (On the Ground) Ministry Rated Capacity:	768
Gross Floor Area (GFA):	11,926 m ²
Site Acreage:	6.95 Hectares/17.173 Acres
Original Building Date/Additions:	1937/1951,1962,1966,2000
Grades:	Grade 9-12
Programs:	Regular
Out of Area Students:	20

Blenheim District High School

5 Year Enrolment History

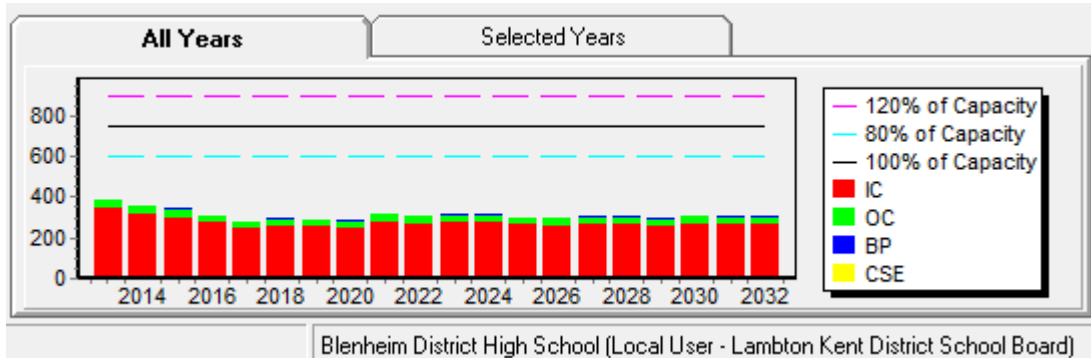
Grade	2013	2014	2015	2016	2017
9	64	63	62	72	42
10	95	62	69	64	72
11	78	91	65	69	62
12	149	137	146	105	105
ALLP	7	8	7	3	0
Total	393	361	349	313	281

Current Enrolment – September 20, 2018

Year	9	10	11	12	Total
2018	51	43	65	90	249

10 Year Enrolment Projections

Grade	2019	2020	2021	2022	2023	2024	2025	2026	2027	2028
9	55	64	73	55	58	61	66	53	60	60
10	68	59	68	78	59	63	66	71	57	65
11	46	67	60	67	77	58	62	65	69	57
12	121	94	117	107	117	130	105	110	114	122
Total	290	284	318	307	311	312	299	299	300	304



FCI 5 YEAR & EVENTS COSTS	FCI 10 YEAR & EVENTS COSTS
71.00%	76.00%
\$15,325,277	\$16,403,989

Lambton Kent District School Board School & Site Information Summary

School: Chatham Kent Secondary School

Address: 285 McNaughton Avenue East, Chatham, ON N7L 2G7

Family of Schools: Gregory Drive Public School; Harwich-Raleigh Public School (French Immersion); King George VI Public School-Chatham; McNaughton Avenue Public School; Tecumseh Public School



OTG (On the Ground) Ministry Rated Capacity:	1,407
Gross Floor Area (GFA):	17,424 m ²
Site Acreage:	8.06 Hectares/19.916 Acres
Original Building Date/Additions:	1963/1965,1993,2004
Grades:	Grades 9-12
Programs:	Regular; French Immersion; Alternative Learning & Lifeskills
Out of Area Students:	286

Chatham Kent Secondary School

5 Year Enrolment History

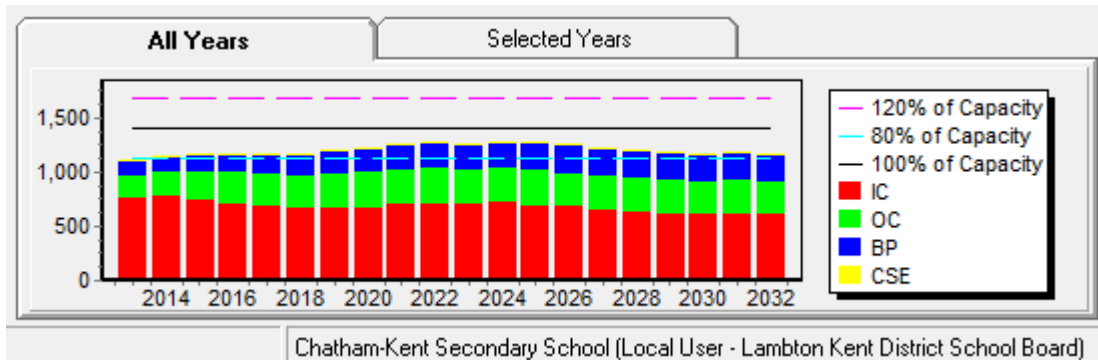
Grade	2013	2014	2015	2016	2017
9	234	266	246	243	251
10	255	244	277	264	257
11	232	264	260	290	273
12	369	352	359	351	378
ALLP	21	16	17	13	19
Total	1111	1142	1159	1161	1178

Current Enrolment – September 20, 2018

Year	9	10	11	12	ALLP	Total
2018	250	270	260	355	14	1149

10 Year Enrolment Projections

Grade	2019	2020	2021	2022	2023	2024	2025	2026	2027	2028
9	277	263	279	284	273	268	279	265	246	259
10	278	291	277	294	298	288	282	291	278	260
11	276	289	303	287	305	308	299	293	302	288
12	350	361	377	394	371	396	397	388	380	389
ALLP	19	19	19	19	19	19	19	19	19	19
Total	1200	1223	1255	1278	1266	1279	1276	1256	1225	1215



FCI 5 YEAR & EVENTS COSTS	FCI 10 YEAR & EVENTS COSTS
46.38%	47.38%
\$17,803,753	\$18,187,493

Lambton Kent District School Board School & Site Information Summary for 2016-17

School: Great Lakes Secondary School

Address: 275 Wellington Street, Sarnia, ON N7T 1H1

Family of Schools: Colonel Cameron Public School; Confederation Central School (shared); Errol Road Public School (bused); Hanna Memorial Public School; High Park Public School; King George VI Public School-Sarnia (bused); Lakeroad Public School (bused); Lansdowne Public School; London Road Public School; Mooretown-Courtright Public School; P.E. McGibbon Public School; Sir John Moore Community School; Queen Elizabeth II Public School-Sarnia



OTG (On the Ground) Ministry Rated Capacity:	1,050
Gross Floor Area (GFA):	16,289 m ²
Site Acreage:	3.73 Hectares/9.216 Acres
Original Building Date:	1922/1960, 1962, 1966, 1968
Grades:	Grades 9-12
Programs:	Regular; Native Second Language; Alternative Learning & Lifeskills
Out of Area Students:	42

Great Lakes Secondary School

5 Year Enrolment History

History for SCI&TS

History for SCSS

History for GLSS

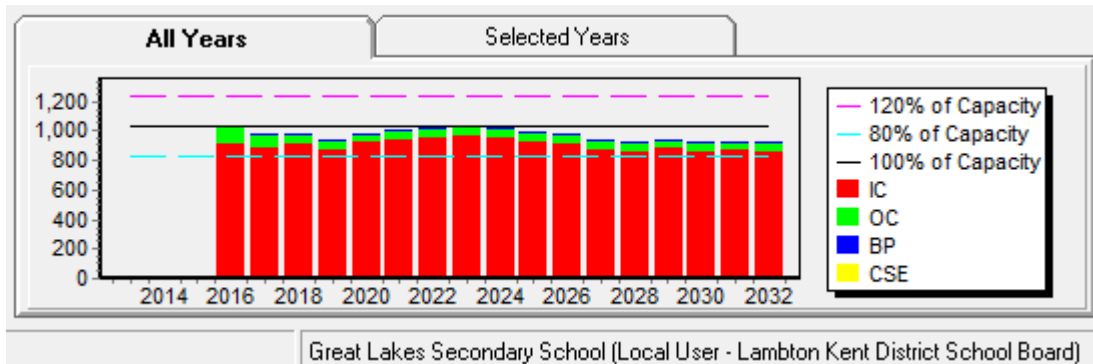
Grade	2013	2014	2015	Grade	2013	2014	2015	Grade	2016	2017
9	119	112	148	9	153	121	115	9	185	193
10	144	116	113	10	135	143	122	10	248	189
11	149	154	117	11	180	132	144	11	231	270
12	231	164	182	12	245	252	185	12	349	311
ALLP	10	10	8	ALLP	7	4	6	ALLP	16	17
Total	653	556	568	Total	720	652	572	Total	1029	981

Current Enrolment at Great Lakes SS – September 20, 2018

Year	9	10	11	12	ALLP	Total
2018	174	200	187	336	18	915

10 Year Enrolment Projections – Great Lakes SS

Grade	2019	2020	2021	2022	2023	2024	2025	2026	2027	2028
9	208	223	215	220	221	208	194	202	189	200
10	211	211	226	218	222	224	210	196	205	191
11	217	232	231	248	239	243	245	231	216	224
12	287	299	315	316	335	321	329	332	315	295
ALLP	18	18	18	18	18	18	18	18	18	18
Total	941	983	1005	1020	1035	1014	996	979	943	928



Great Lakes Secondary School (Local User - Lambton Kent District School Board)

FCI 5 YEAR & EVENTS COSTS	FCI 10 YEAR & EVENTS COSTS
Not applicable due to current construction.	Not applicable due to current construction.

Lambton Kent District School Board School & Site Information Summary

School: John McGregor Secondary School

Address: 300 Cecile Avenue, Chatham, ON N7M 2C6

Family of Schools: *Indian Creek Road Public School; Merlin Area Public School (shared); Queen Elizabeth II Public School-Chatham; Victor Lauriston Public School; Winston Churchill Public School*



OTG (On the Ground) Ministry Rated Capacity:	921
Gross Floor Area (GFA):	13,643 m ²
Site Acreage:	4.34 Hectares/10.724 Acres
Original Building Date:	1956/1960,1965,1999,2005
Grades:	Grades 9-12
Programs:	Regular; Alternative Learning & Lifeskills
Out of Area Students:	105

John McGregor Secondary School

5 Year Enrolment History

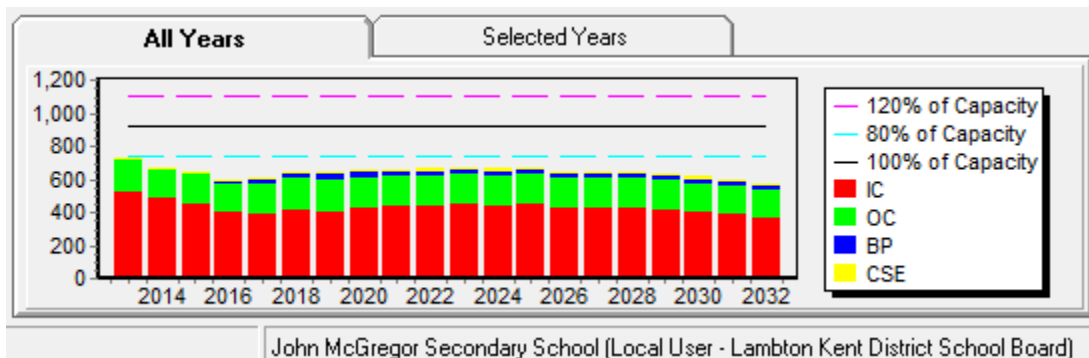
Grade	2013	2014	2015	2016	2017
9	144	123	155	127	129
10	180	145	118	148	142
11	182	169	145	115	147
12	213	223	218	193	175
ALLP	10	9	13	14	15
Total	729	669	649	597	608

Current Enrolment – September 20, 2018

Year	9	10	11	12	ALLP	Total
2018	156	127	145	197	17	642

10 Year Enrolment Projections

Grade	2019	2020	2021	2022	2023	2024	2025	2026	2027	2028
9	135	146	138	151	143	139	136	136	136	142
10	152	142	153	145	158	150	146	143	143	143
11	138	152	142	153	145	158	150	146	143	143
12	202	199	213	201	214	202	222	211	206	203
ALLP	14	14	14	14	14	14	14	14	14	14
Total	641	653	660	664	674	663	668	650	642	645



FCI 5 YEAR & EVENTS COSTS	FCI 10 YEAR & EVENTS COSTS
39.77%	73.68%
\$10,541,754	\$19,530,875

Lambton Kent District School Board School & Site Information Summary

School: Lambton Central Collegiate & Vocational Institute

Address: 4141 Dufferin Avenue, Box 250, Petrolia, ON N0N 1R0

Family of Schools: Brigden Public School; Brooke Central Public School; Dawn-Euphemia School (shared); École Hillcrest Public School; Lambton Central Centennial Public School; Queen Elizabeth II Public School-Petrolia; Sir John Moore Community School (French Immersion); Plympton-Wyoming Public School



OTG (On the Ground) Ministry Rated Capacity:	1,185
Gross Floor Area (GFA):	16,382 m ²
Site Acreage:	4.45 Hectares/10.995 Acres
Original Building Date:	1927/1951, 1956, 1959, 1963, 1967, 1987, 1995
Grades:	Grades 9-12
Programs:	Regular; French Immersion; Alternative Learning & Lifeskills
Out of Area Students:	59

Lambton Central Collegiate & Vocational Institute

5 Year Enrolment History

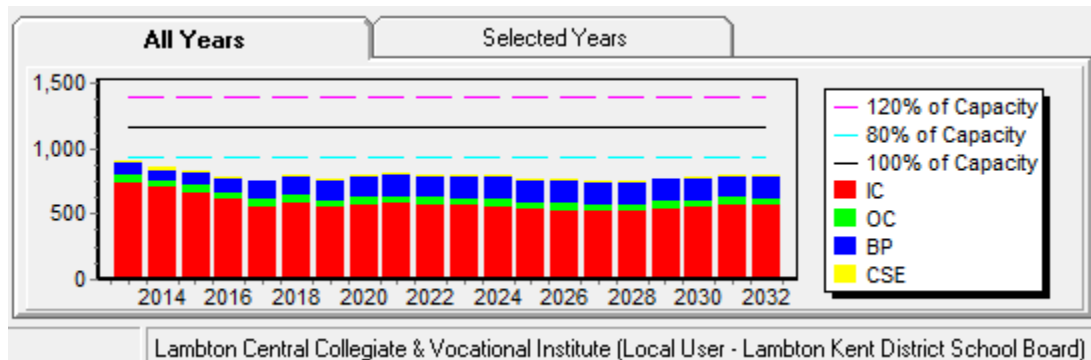
Grade	2013	2014	2015	2016	2017
9	208	165	218	147	187
10	212	210	164	212	152
11	217	207	200	170	215
12	254	255	226	235	192
ALLP	20	23	18	13	12
Total	911	860	826	777	758

Current Enrolment – September 20, 2018

Year	9	10	11	12	ALLP	Total
2018	185	193	158	243	7	786

10 Year Enrolment Projections

Grade	2019	2020	2021	2022	2023	2024	2025	2026	2027	2028
9	189	180	196	185	181	182	174	176	165	192
10	196	192	183	199	188	184	184	176	180	170
11	191	197	193	185	200	189	186	185	177	181
12	183	220	225	220	213	227	216	212	212	202
ALLP	12	12	12	12	12	12	12	12	12	12
Total	771	801	809	801	794	794	772	761	746	757



Lambton Central Collegiate & Vocational Institute (Local User - Lambton Kent District School Board)

FCI 5 YEAR & EVENTS COSTS	FCI 10 YEAR & EVENTS COSTS
46.63%	47.18%
\$15,562,569	\$15,745,858

Lambton Kent District School Board School & Site Information Summary

School: Lambton Kent Composite School

Address: 231 St. George Street North, Dresden, ON N0P 1M0

Family of Schools: Dawn-Euphemia School (shared); Dresden Area Central School; Thamesville Area Central School; Zone Township Central School



OTG (On the Ground) Ministry Rated Capacity:	756
Gross Floor Area (GFA):	13,567 m ²
Site Acreage:	9.32 Hectares/23.029 Acres
Original Building Date/Additions:	1966/None
Grades:	Grades 9-12
Programs:	Regular
Out of Area Students:	9

Lambton Kent Composite School

5 Year Enrolment History

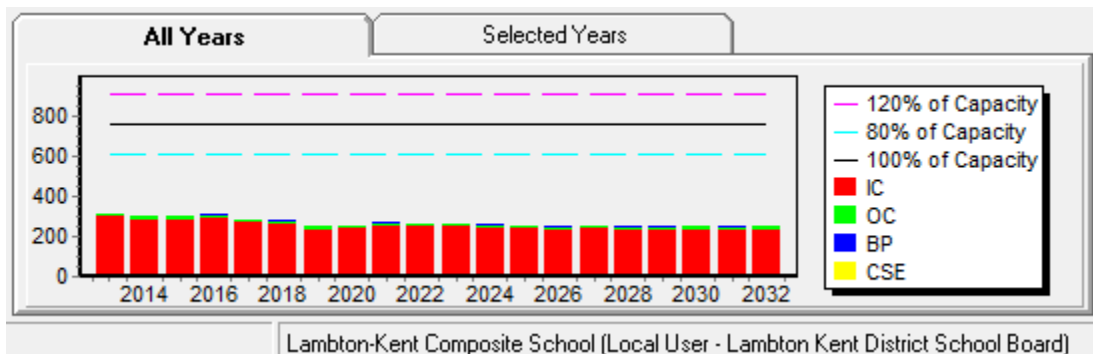
Grade	2013	2014	2015	2016	2017
9	68	82	72	63	48
10	77	67	79	73	67
11	65	70	70	78	74
12	101	76	76	93	90
Total	311	295	297	307	279

Current Enrolment – September 20, 2018

Year	9	10	11	12	Total
2018	71	47	64	90	272

10 Year Enrolment Projections

Grade	2019	2020	2021	2022	2023	2024	2025	2026	2027	2028
9	54	66	62	64	54	62	57	60	60	55
10	67	53	65	61	63	53	61	55	58	59
11	49	68	55	67	63	64	54	62	57	59
12	83	65	86	70	84	79	81	69	79	72
Total	253	252	268	262	264	258	253	246	254	245



FCI 5 YEAR & EVENTS COSTS	FCI 10 YEAR & EVENTS COSTS
52.24%	58.70%
\$11,457,230	\$12,873,568

Lambton Kent District School Board School & Site Information Summary

School: Northern Collegiate Institute & Vocational School

Address: 1940 Michigan Avenue, Sarnia, ON N7S 2B1

Family of Schools: Bridgeview Public School; Bright's Grove Public School; Cathcart Boulevard Public School; Confederation Central School (shared); Errol Road Public School; Errol Village Public School; High Park Public School (French Immersion); King George VI Public School-Sarnia; Lakeroad Public School; Rosedale Public School



OTG (On the Ground) Ministry Rated Capacity:	1,341
Gross Floor Area (GFA):	17,916 m ²
Site Acreage:	7.57 Hectares, 18.705 Acres
Original Building Date/Additions:	1955/1958, 1959, 1962, 1964, 1972, 1989, 2008
Grades:	Grades 9-12
Programs:	Regular; French Immersion; Alternative Learning & Lifeskills
Out of Area Students:	176

Northern Collegiate Institute & Vocational School

5 Year Enrolment History

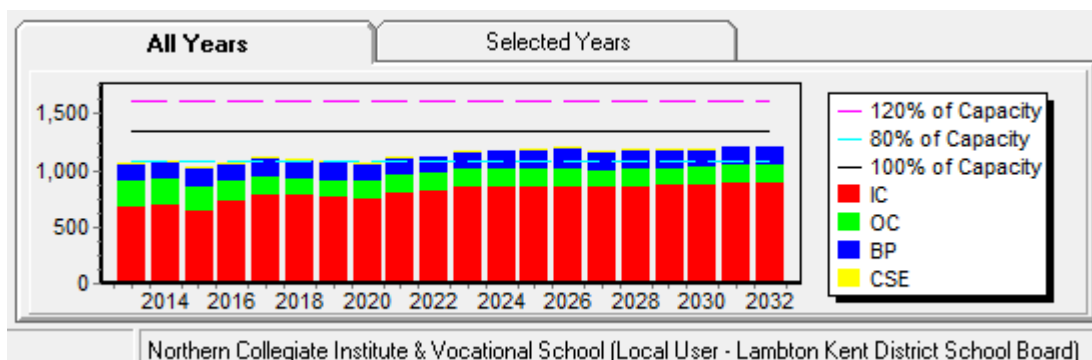
Grade	2013	2014	2015	2016	2017
9	215	253	239	271	231
10	259	218	247	250	280
11	280	248	216	260	276
12	291	345	308	272	306
ALLP	18	17	14	12	16
Total	1063	1081	1024	1065	1109

Current Enrolment – September 20, 2018

Year	9	10	11	12	ALLP	Total
2018	270	243	286	346	17	1162

10 Year Enrolment Projections

Grade	2019	2020	2021	2022	2023	2024	2025	2026	2027	2028
9	242	264	288	272	288	270	293	286	261	281
10	270	246	268	290	276	291	273	296	289	264
11	231	267	244	267	288	275	288	271	293	287
12	315	265	303	279	304	326	314	327	309	334
ALLP	16	16	16	16	16	16	16	16	16	16
Total	1074	1058	1119	1124	1172	1178	1184	1196	1168	1182



FCI 5 YEAR & EVENTS COSTS	FCI 10 YEAR & EVENTS COSTS
46.64%	50.27%
\$17,625,051	\$18,997,085

Lambton Kent District School Board School & Site Information Summary

School: North Lambton Secondary School

Address: 15-17 George Street, Forest, ON N0N 1J0

Family of Schools: Aberarder Central School; Bosanquet Central School; East Lambton Elementary School; Grand Bend Public School; Kinnwood Central Public School



OTG (On the Ground) Ministry Rated Capacity:	822
Gross Floor Area (GFA):	9,359 m ²
Site Acreage:	6.29 Hectares/15.542 Acres
Original Building Date/Additions:	1940/1955,1959,1965,1971,1992
Grades:	Grades 9-12
Programs:	Regular; Native Second Language; Alternative Learning & Lifeskills
Out of Area Students:	95

North Lambton Secondary School

5 Year Enrolment History

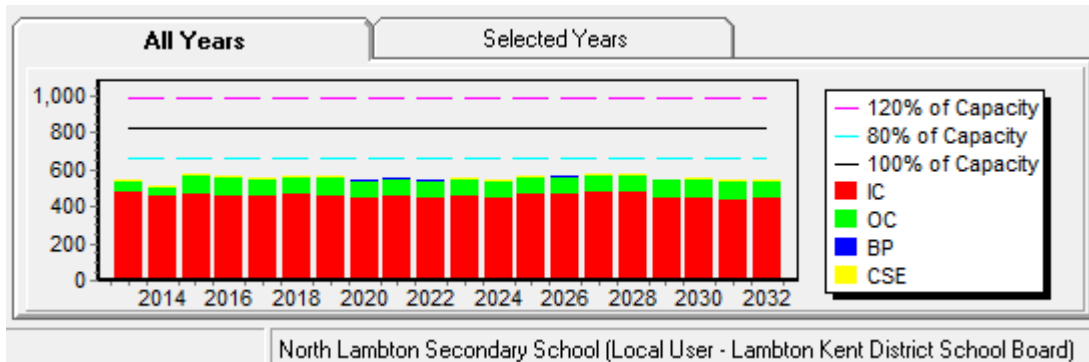
Grade	2013	2014	2015	2016	2017
9	116	106	108	121	94
10	119	113	106	109	130
11	105	114	119	106	110
12	192	168	230	214	207
ALLP	8	8	9	9	8
Total	540	509	572	559	549

Current Enrolment – September 20, 2018

Year	9	10	11	12	ALLP	Total
2018	102	105	127	214	6	554

10 Year Enrolment Projections

Grade	2019	2020	2021	2022	2023	2024	2025	2026	2027	2028
9	93	112	101	101	97	104	119	104	104	94
10	115	100	121	108	109	104	113	129	112	112
11	107	120	106	127	114	114	110	119	135	117
12	237	205	221	203	228	213	214	209	219	240
ALLP	8	8	8	8	8	8	8	8	8	8
Total	560	545	557	547	556	543	564	569	578	571



FCI 5 YEAR EVENTS COSTS	FCI 10 YEAR EVENTS COSTS
50.58%	63.37%
\$10,101,655	\$12,654,211

Lambton Kent District School Board School & Site Information Summary

School: Ridgetown District High School

Address: 9 Harold Street North, Ridgetown, ON N0P 2C0

Family of Schools: Naahii Ridge Public School; Ridgetown District High School-Grade 7&8



OTG (On the Ground) Ministry Rated Capacity:	495
Gross Floor Area (GFA):	8,063 m ²
Site Acreage:	3.04 Hectares/7.511 Acres
Original Building Date/Additions:	1953/1962,1971
Grades:	Grades 9-12
Programs:	Regular; Native Second Language
Out of Area Students:	5

Ridgetown District High School

5 Year Enrolment History

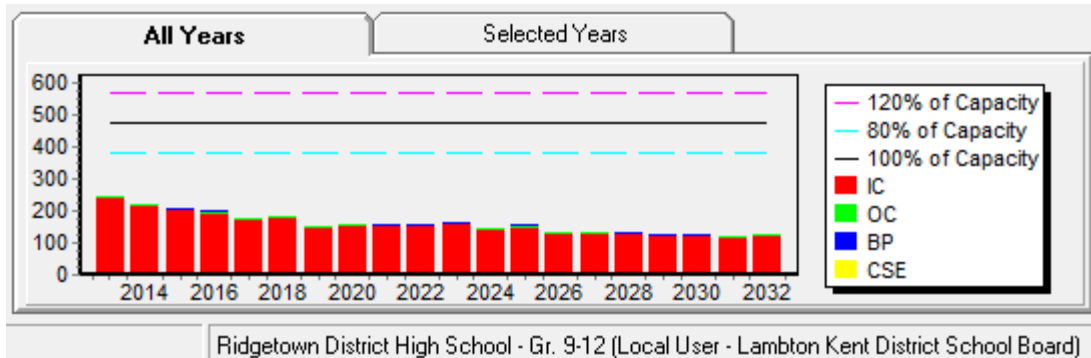
Grade	2013	2014	2015	2016	2017
9	51	44	48	40	35
10	51	50	42	52	37
11	56	50	49	45	52
12	86	76	66	65	53
Total	244	220	205	202	177

Current Enrolment – September 20, 2018

Year	9	10	11	12	Total
2018	38	38	36	70	182

10 Year Enrolment Projections

Grade	2019	2020	2021	2022	2023	2024	2025	2026	2027	2028
9	26	44	29	42	30	30	36	24	29	26
10	41	26	44	29	42	30	30	36	24	28
11	35	42	27	45	30	43	30	31	37	25
12	50	48	56	38	59	42	56	43	43	52
Total	152	160	156	154	161	145	152	134	133	131



FCI 5 YEAR & EVENTS COSTS	FCI 10 YEAR & EVENTS COSTS
62.30%	68.36%
\$10,794,696	\$11,844,332

Lambton Kent District School Board School & Site Information Summary

School: Tilbury District High School

Address: 97 Queen Street South, Tilbury, ON N0P 2L0

Family of Schools: Merlin Area Public School (shared); Tilbury Area Public School; Wheatley Area Public School



OTG (On the Ground) Ministry Rated Capacity:	537
Gross Floor Area (GFA):	7,632 m ²
Site Acreage:	9.96 Hectares/24.611 Acres
Original Building Date:	1948/1960,1963,1967,1977,2004
Grades:	Grades 9-12
Programs:	Regular
Out of Area Students:	134

Tilbury District High School

5 Year Enrolment History

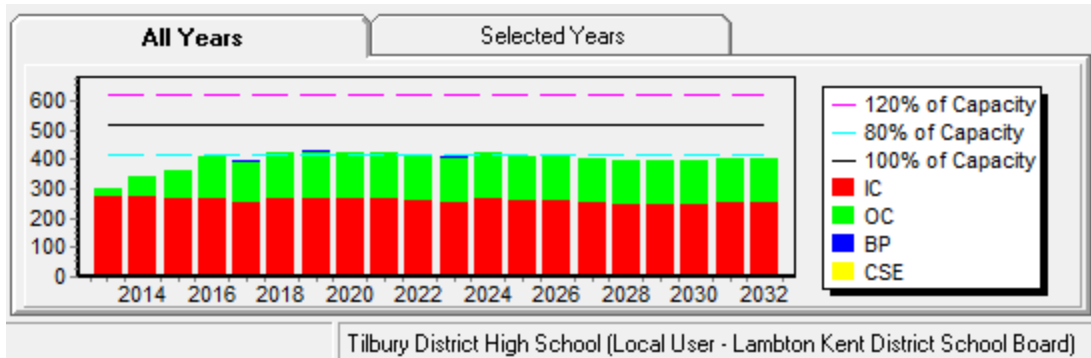
Grade	2013	2014	2015	2016	2017
9	76	62	72	79	86
10	68	104	75	95	92
11	69	73	110	84	101
12	88	99	105	152	114
Total	301	338	362	410	393

Current Enrolment – September 20, 2018

Year	9	10	11	12	Total
2018	75	91	85	126	377

10 Year Enrolment Projections

Grade	2019	2020	2021	2022	2023	2024	2025	2026	2027	2028
9	81	73	87	78	80	82	79	76	73	77
10	103	97	88	102	93	96	98	94	91	88
11	108	109	103	94	108	99	102	104	100	97
12	134	144	146	138	125	144	132	136	139	135
Total	426	423	424	412	406	421	411	410	403	397



Tilbury District High School (Local User - Lambton Kent District School Board)

FCI 5 YEAR & EVENTS COSTS	FCI 10 YEAR & EVENTS COSTS
51.39%	94.04%
\$8,275,173	\$15,144,548

Lambton Kent District School Board School & Site Information Summary

School: Wallaceburg District Secondary School

Address: 920 Elgin Street, Wallaceburg, ON N8A 3E1

Family of Schools: A.A. Wright Public School; H.W. Burgess Public School; Riverview Central School; Wallaceburg District Secondary School-Grade 7&8



OTG (On the Ground) Ministry Rated Capacity:	1,161
Gross Floor Area (GFA):	16,271 m ²
Site Acreage:	4.55 Hectares/11.243 Acres
Original Building Date:	1948/1954, 1958, 1962, 1965, 1970, 1972, 2001
Grades:	Grades 9-12
Programs:	Regular; Native Second Language; Alternative Learning & Lifeskills
Out of Area Students:	8

Wallaceburg District Secondary School

5 Year Enrolment History

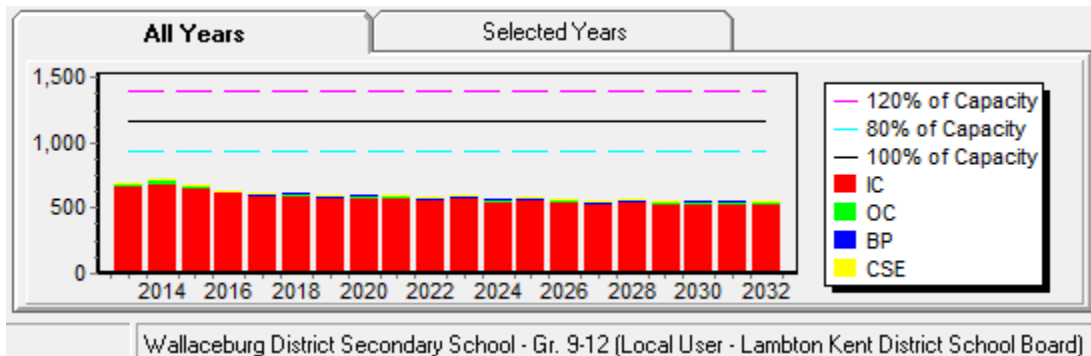
Grade	2013	2014	2015	2016	2017
9	149	152	139	120	132
10	156	151	151	143	130
11	156	156	155	152	143
12	212	243	214	204	193
ALLP	20	21	14	11	12
Total	693	723	673	630	610

Current Enrolment – September 20, 2018

Year	9	10	11	12	ALLP	Total
2018	158	138	124	204	12	636

10 Year Enrolment Projections

Grade	2019	2020	2021	2022	2023	2024	2025	2026	2027	2028
9	122	132	128	128	136	116	130	118	121	124
10	149	125	135	131	130	139	119	133	121	124
11	138	151	127	138	134	132	142	121	135	122
12	175	184	198	168	180	174	173	186	159	179
ALLP	12	12	12	12	12	12	12	12	12	12
Total	596	604	600	577	592	573	576	570	548	561



FCI 5 YEAR & EVENTS COSTS	FCI 10 YEAR & EVENTS COSTS
45.39%	58.54%
\$16,045,130	\$20,692,610