

2021 CAPITAL PLAN



Lambton Kent
District School Board





The Lambton Kent District School Board (LKDSB) annually releases a Capital Plan to update community partners on the status of LKDSB school conditions and demographics. This allows the LKDSB and community organizations to work together to optimize the use of public assets.

Cooperative and collaborative relationships between school boards, municipalities, and community organizations are part of the foundation of a strong, vibrant and sustainable publicly funded education system. It is the responsibility of all levels of government to make the best use of public assets. The twin challenges of local enrolment changes and responsible allocation of education funding to support student achievement create an incentive and opportunity to maximize the use of school board facilities and properties. Offering space in schools to partners can also strengthen the role of schools in communities and provide a place for programs to facilitate the coordination of, and improve access to, services for students and the wider community.

School boards have the authority to make decisions regarding their school facilities and the use of their properties, as consistent with the *Ontario Education Act*. At the same time, the Ministry of Education's *Community Planning and Partnerships Guideline (CPPG 2015)* does not prevent school boards from building, renovating or closing schools, or from disposing of surplus assets when required. Should the LKDSB decide that a closed school is no longer needed for the Board, the facility can be declared surplus to the needs of the Board. School boards can then proceed to lease or sell the property according to the process outlined in the *Education Act, Ontario Regulation 444/98: Disposition of Surplus Real Property*. The LKDSB will continue to identify which schools are suitable for facility partnerships, based on school board-determined criteria.

In July 2018 the Ontario government upheld the moratorium on school closures to allow time for a review of the pupil accommodation process and determine next steps. As such, the proposed LKDSB Pupil Accommodation Plan by Phases remains fixed as per Report B-19-95 as included in the 2019-20 Pupil Accommodation Report (PAR). The LKDSB continues to follow the existing process for building and renovating schools and disposing of surplus space where applicable.

Since amalgamation in 1998, the LKDSB has closed 14 elementary and 3 secondary schools.

YEAR OF VOTE BY TRUSTEES	SCHOOL CLOSURE	YEAR OF IMPLEMENTATION	SCHOOL OPENINGS/CONSOLIDATIONS
July 1999	Hill Street Public School, Corunna Murray Street Public School, Corunna	September 1999	Sir John Moore Community School, Corunna New School (combined Hill Street and Murray Street Schools) Blending of South Plympton School and Wyoming School <ul style="list-style-type: none"> ○ South Plympton – JK to Grade 3 ○ Wyoming – Grade 4 to 8
July 2000	East Lambton Secondary School Warwick Central School Watford Public School East Sombra Public School Euphemia Township Public School W.T. Laing Public School, Wallaceburg George Perry Adult Learning Centre	September 2001	East Lambton Elementary School (combined Warwick Central and Watford Public School at East Lambton Secondary School) Blending of Hillcrest/Queen Elizabeth II Schools (Petrolia) <ul style="list-style-type: none"> ○ Hillcrest – JK to Grade 3 ○ Queen Elizabeth – Grade 4 to 8
February 2001	McKeough Public School, Chatham closed July 1, 2001. Orford Township Public School, closed July 1, 2001. Victoria Park Public School, closed July 1, 2001.	September 2001	McKeough students re-assigned to John N. Given, King George VI, Tecumseh Public and Winston Churchill Public Schools. Orford students re-assigned to Howard-Harwich Public School. Victoria Park students were re-assigned to Queen Elizabeth II Public School, Chatham
February 2003	Chatham Collegiate Institute closed July 1, 2003	September 2003	Students re-assigned to Chatham-Kent Secondary School and John McGregor Secondary School
July 2009/2010	Johnston Memorial Public School, Sarnia Devine Street Public School, Sarnia	July 2009/2010	P.E. McGibbon Public School, Sarnia <ul style="list-style-type: none"> ○ Newly built school on former Johnston Memorial Public School site. ○ Consolidation of students from Devine Street Public School and Johnston Memorial Public School
July 2011	Ridgetown Public School	September 2011	Naahii Ridge Public School (JK to Grade 6) <ul style="list-style-type: none"> ○ Consolidation of students from Ridgeview Moravian Elementary School and Ridgetown Public School Grade 7 & 8 students re-assigned to Ridgetown District High School
January 2011	Reorganization of: Hillcrest Public School, Petrolia Queen Elizabeth II Public School, Petrolia	September 2011	École Hillcrest <ul style="list-style-type: none"> ○ Hillcrest Public School, Petrolia, established as a JK to Grade 8 French Immersion Single Track School Queen Elizabeth II Public School, Petrolia

YEAR OF VOTE BY TRUSTEES	SCHOOL CLOSURE	YEAR OF IMPLEMENTATION	SCHOOL OPENINGS/CONSOLIDATIONS
			<ul style="list-style-type: none"> o Established as a JK to Grade 8 Regular Program School
June 2014	D.A. Gordon Public School, Wallaceburg	September 2014	<p>A.A. Wright Public School and H.W. Burgess Public School, Wallaceburg, became JK to Grade 6 schools.</p> <p>Grade 7 & 8 students re-assigned to Wallaceburg District Secondary School</p>
June 2016	St. Clair Secondary School, Sarnia Sarnia Collegiate Institute and Technical School, Sarnia	2016	<p>Great Lakes Secondary School</p> <ul style="list-style-type: none"> o Consolidation of students from St. Clair Secondary School and Sarnia Collegiate Institute and Technical School at the SCITS site for 2016/2017 and 2017/2018 o Students relocated to former SCSS site as of September 2019.
June 2016	South Plympton Public School, Wyoming Wyoming Public School, Wyoming	2018	<p>Plympton-Wyoming Public School</p> <ul style="list-style-type: none"> o Consolidation of students from South Plympton Public School and Wyoming Public School. o Students will be consolidated at the former Wyoming Public School Site as of September 2018.
March 2017	Aberarder Central School, Camlachie Bosanquet Central School, Thedford Kinnwood Central School, Forest North Lambton Secondary School, Forest	To be determined	<p>Consolidated Kindergarten to Grade 12 School</p> <ul style="list-style-type: none"> o Consolidation of students from Aberarder Central School, Bosanquet Central School, Kinnwood Central School, and North Lambton Secondary School. o Students will be consolidated on a date and site to be determined in Forest, Ontario.
April 2017	John N. Given Public School, Chatham	July 1, 2018	<p>Tecumseh Public School</p> <ul style="list-style-type: none"> o Relocation of Grade 7 and 8 French Immersion students from John N. Given Public School at McNaughton Avenue Public School as of September 1, 2017. o Consolidation of students from Tecumseh Public School and John N. Given Public School at Tecumseh Public School site as of September 1, 2018. <p>John N. Given Learning Centre</p> <ul style="list-style-type: none"> o John N. Given Public School repurposed as a community hub, September 1, 2018

The LKDSB entered into successful partnerships in the following school board properties:

- Grand Bend Public School – Municipality of Lambton Shores – Library
- Sir John Moore Community School – St. Clair Township – Community Room
- Bright’s Grove Elementary School-Lambton County-Gymnasium and Library
- Brigden Public School – St. Clair Township – Library and Gymnasium
- Tecumseh Public School – Municipality of Chatham-Kent – Tennis Courts, Nature Trail and Sports Fields
- Wheatley Area Public School – Municipality of Chatham-Kent – Shared Playground Area and Sports Fields
- Kinnwood Central Public School – North Lambton Childcare Hub
- Lambton Kent Composite School Sports Field – Municipality of Chatham Kent partnership with outdoor facilities
- Ridgetown District High School Sports Field – Municipality of Chatham Kent partnership with outdoor facilities
- Hanna Memorial Public School property – Access to use of property for long jump activities
- John N. Given Learning Centre – Goodwill Industries
- John N. Given Learning Centre –Tri-County Literacy Network
- John N. Given Learning Centre – Chatham Kent Children’s Services

LKDSB Lease Agreements

The LKDSB has rental/lease agreements in the following school board properties:

- Alexander Mackenzie Secondary School – LEADS Employment Services
- John N. Given Learning Centre – Tri-County Literacy Network

LKDSB Undeveloped Properties

The Board owns property in the following areas:

- Sherwood Village in South Sarnia (4.49 acres)
- Keil Drive in South Chatham (8.03 acres)
- Lakeshore Road-Vacant Property between Mike Weir Park Road and Brigden Road (5.06 acres)

The LKDSB has successful partnerships with the following child care providers. These facilities are designed to provide a breadth of child care services to the local community, including early identification services, licensed child care spaces for children infants to school age. All schools listed provide before and after school care. The LKDSB continues to work with partners to establish child care sites to meet the needs of its families and communities.

★ denotes full child care with support services

LKDSB Child Care Programs 2020-2021

<u>School Name</u>	<u>Child Care Provider</u>
A. A. Wright Public School, Wallaceburg	The Family Centre
Aberarder Central School, Camlachie	Lambton Rural Child Care
Bridgeview Public School, Point Edward	Point Edward Early Learning Centre
Bright’s Grove Public School, Bright’s Grove	YMCA Child Care
Brooke Central Public School, Alvinston	Lambton Rural Child Care ★
Cathcart Public School, Sarnia	YMCA Child Care
Colonel Cameron Public School, Corunna	YMCA Child Care
Confederation Central School, Sarnia	YMCA Child Care
Dresden Area Central School, Dresden	Lambton Rural Child Care
East Lambton Public School, Watford	Lambton Rural Child Care

Errol Road Public School, Sarnia	YMCA Child Care
Errol Village Public School, Camlachie	Lambton Rural Child Care
Grand Bend Public School, Grand Bend	North Lambton Child Care Centre
Gregory Drive Public School, Chatham	Kid's Stuff Family Learning Centre
H. W. Burgess Public School, Wallaceburg	The Family Centre
Hanna Memorial Public School, Sarnia	Little Friends Child Care
Harwich Raleigh Public School, Blenheim	Growing Together Family Resource Centre
High Park Public School, Sarnia	YMCA Child Care
Hillcrest Public School, Petrolia	Generations Child Care
Indian Creek Road Public School, Chatham	YMCA Child Care
King George VI Public School, Chatham	YMCA Child Care
King George VI Public School, Sarnia	London Bridge
Kinwood Central Public School, Forest	North Lambton Child Care Centre ★
Lakeroad Public School, Sarnia	YMCA Child Care
Lambton Centennial Public School, Petrolia	Generations Child Care
Lansdowne Public School, Sarnia	YMCA Child Care
London Road Public School, Sarnia	YMCA Child Care
McNaughton Avenue Public School, Chatham	YMCA Child Care
Merlin Area Public School, Merlin	Tilbury Tots Early Learning Centre
Naahii Ridge Public School, Ridgetown	Ridge K.I.D.S.
P.E. McGibbon Public School, Sarnia	YMCA Child Care
South Plympton/Wyoming Public School	Generations Day Care
Queen Elizabeth II Public School, Chatham	Kid's Stuff Family Learning Centre
Queen Elizabeth II Public School, Petrolia	Generations Child Care
Queen Elizabeth II Public School, Sarnia	London Bridge
Riverview Central School, Port Lambton	Sombra Township Child Day Care Centre ★
Rosedale Public School, Sarnia	YMCA Child Care
Sir John Moore Community School, Corunna	YMCA Child Care
Tecumseh Public School, Chatham	Growing Together Family Resource Centre
Thamesville Area Public School, Thamesville	Thamesville & Area Early Learning Centre
Tilbury Area Public School, Tilbury	Tilbury Tots Early Learning Centre
Victor Lauriston Public School, Chatham	Kid's Stuff Family Learning Centre
W.J. Baird Public School, Blenheim	Growing Together Family Resource Centre
Wheatley Area Public School, Wheatley	Tilbury Tots Early Learning Program
Winston Churchill Public School, Chatham	Kid's Stuff – The Family Learning Centre

Community Hubs in the Province of Ontario

In August 2015, the Premier's Community Hubs Framework Advisory Group published *Community Hubs in Ontario: A Strategic Framework and Action Plan* and wrote that community hubs can be an access point for a range of health and social services, along with cultural, recreational, and green spaces to nourish community life. They can be located in a school, a neighbourhood centre, an early learning centre, a library, an elderly persons centre, a community health centre, an old government building, a place of worship or another public space. In Ontario, they can be found in both high-density urban neighbourhoods or in isolated rural communities. A community hub is seen as a unique location with services defined by local needs, services and resources. This is a location where people come together to access services, meet one another and plan together. The LKDSB continues to respond to requests for further community partnerships, where appropriate.

In May 2016, the Ministry of Education released a *Memorandum on the Ministry of Education Initiatives to Support Community Hubs in Schools* to Directors of Education, Children Service Leads and Directors of District Social Service Administration Boards in Ontario. The Ministry of Education states that they are working to create space for new child care and child and family support programs, open more spaces for child care for children under four years of age and make surplus school space available for use by community partners.

In September 2018, a repurposed elementary school site reopened as the John N. Given Learning Centre. The facility houses the LKDSB's Adult & Continuing Education program and alternative Special Education programs. As per the Ministry of Education's direction regarding supporting community partnerships, the John N. Given Learning Centre provides a unique opportunity for Chatham-Kent residents to access a variety of services in one location.

The Lambton Kent District School Board continues to seek opportunities to work with municipal and community partners to make better use of space to support community interests.

Community Use of Schools

Schools provide a safe and supportive learning environment for students; they are also welcoming and inclusive places for community members to come together, volunteer, build skills, access community programs, and become physically active during non-school hours.

A variety of school facilities are available for rent, including gymnasiums, classrooms, cafeterias, auditoriums, libraries and outdoor sports fields.

To support affordable community access to school facilities, the Ministry of Education provides school boards with an annual Community Use of Schools Grant which boards use to subsidize rental rates for non-profit organizations. The following table shows the number of rental hours, by type of space, by school, for community use of LKDSB schools.

The Lambton Kent District School Board continues to focus on the health and safety of students and staff during the COVID-19 pandemic. As part of the safety protocols, Provincial Ministry directions and Local Public Health recommendations - schools have remained closed to community use indoor and outdoor use of schools rentals during the 2020-21 school year.

2020-21 LKDSB Community Use Hours/Fees
Rental Hours and Fee Projections as of March 10, 2021

	RENTAL HOURS					RENTAL FEES			
	Classroom	Gymnasium	Library	Other	OUTDOOR Sports Fields	TOTAL HOURS	Grant	Fees	TOTAL FEES
	A.A. Wright Public School							\$ -	\$ -
Aberarder Central Public School							\$ -	\$ -	\$ -
Alexander Mackenzie Secondary School							\$ -	\$ -	\$ -
Blenheim District High School							\$ -	\$ -	\$ -
Bosanquet Central Public School							\$ -	\$ -	\$ -
Bridgeview Public School							\$ -	\$ -	\$ -
Brigden Public School							\$ -	\$ -	\$ -
Brights Grove Public School							\$ -	\$ -	\$ -
Brooke Central Public School							\$ -	\$ -	\$ -
Cathcart Boulevard Public School							\$ -	\$ -	\$ -
Chatham Kent Secondary School							\$ -	\$ -	\$ -
Colonel Cameron Public School							\$ -	\$ -	\$ -
Confederation Central Public School							\$ -	\$ -	\$ -
Dawn Euphemia Public School							\$ -	\$ -	\$ -
Dresden Area Central School							\$ -	\$ -	\$ -
East Lambton Elementary School							\$ -	\$ -	\$ -
Errol Road Public School							\$ -	\$ -	\$ -
Errol Village Public School							\$ -	\$ -	\$ -
Grand Bend Public School							\$ -	\$ -	\$ -
Great Lakes Secondary School							\$ -	\$ -	\$ -
Gregory Drive Public School							\$ -	\$ -	\$ -
H.W. Burgess Public School							\$ -	\$ -	\$ -
Hanna Memorial Public School							\$ -	\$ -	\$ -
Harwich-Raleigh Public School							\$ -	\$ -	\$ -
High Park Public School							\$ -	\$ -	\$ -
Hillcrest Public School							\$ -	\$ -	\$ -
Indian Creek Road Public School							\$ -	\$ -	\$ -
John McGregor Secondary							\$ -	\$ -	\$ -
John N. Given Learning Centre							\$ -	\$ -	\$ -
King George VI Public School (Chatham)							\$ -	\$ -	\$ -
King George VI Public School (Sarnia)							\$ -	\$ -	\$ -
Kinnwood Central Public School							\$ -	\$ -	\$ -
Lakeroad Public School							\$ -	\$ -	\$ -
Lambton Centennial Public School							\$ -	\$ -	\$ -
Lambton Central Collegiate Vocational Institute							\$ -	\$ -	\$ -
Lambton Kent Composite School							\$ -	\$ -	\$ -
Lansdowne Public School							\$ -	\$ -	\$ -
London Road School							\$ -	\$ -	\$ -
McNaughton Avenue Public School							\$ -	\$ -	\$ -
Merlin Area Public School							\$ -	\$ -	\$ -
Mooretown - Courtright Public School							\$ -	\$ -	\$ -
Naahii Ridge Elementary School							\$ -	\$ -	\$ -
North Lambton Secondary School							\$ -	\$ -	\$ -
Northern Collegiate Institute Vocational School							\$ -	\$ -	\$ -
P. E. McGibbon Public School	420.00					420.00	\$ 1,260.00	\$ -	\$ 1,260.00
Plympton-Wyoming Public School							\$ -	\$ -	\$ -
Queen Elizabeth II Public School (Chatham)							\$ -	\$ -	\$ -
Queen Elizabeth II Public School (Petrolia)							\$ -	\$ -	\$ -
Queen Elizabeth II Public School (Sarnia)							\$ -	\$ -	\$ -
Ridgetown District High School							\$ -	\$ -	\$ -
Riverview Central School							\$ -	\$ -	\$ -
Rosedale Public School							\$ -	\$ -	\$ -
Sarnia Collegiate Institute and Technical School							\$ -	\$ -	\$ -
Sir John Moore Community School							\$ -	\$ -	\$ -
Tecumseh Public School							\$ -	\$ -	\$ -
Thamesville Area Central Public School							\$ -	\$ -	\$ -
Tilbury Area Public School							\$ -	\$ -	\$ -
Tilbury District High School							\$ -	\$ -	\$ -
Victor Lauriston Public School							\$ -	\$ -	\$ -
W. J. Baird Public School							\$ -	\$ -	\$ -
Wallaceburg District Secondary School							\$ -	\$ -	\$ -
Wheatley Area Public School							\$ -	\$ -	\$ -
Winston Churchill Public School							\$ -	\$ -	\$ -
Wyoming Public School							\$ -	\$ -	\$ -
Zone Township Central School							\$ -	\$ -	\$ -
Totals	420.00					420.00	\$ 1,260.00	\$ -	\$ 1,260.00

SPECIAL NOTES:

Other: Includes cafeterias, changerooms, theater and hallways (hallwalking programs) rentals

Grant: Ministry of Education CUS funding used to subsidize non-profit rentals

Fees: Funds paid by rental groups for space use

Dialogue with Community Partners

Capital Planning and Pupil Accommodation involves sharing of information between the LKDSB and its community partners. Senior Administration continues to meet with community partners and reviews supplementary documentation on a variety of topics to further support the LKDSB schools and the communities where they are located.

Community	Document/Meetings	Date Reviewed by the LKDSB
Town of Plympton-Wyoming	Dialogue in regard to crosswalks in the Town of Plympton-Wyoming	January 2018
City of Sarnia	Dialogue in regard to Active and Safe Routes to School with a pilot at Errol Road Public School	May 2018
Municipality of Chatham-Kent	Dialogue in regard to Safe Passage to School and discussion in regard to Tecumseh Public School Pedestrian Review	May 2018
Municipality of Lambton Shores	Dialogue for construction of K-12 School, Forest, Ontario	May 2018-Present
Aamjiwnaang First Nation	Dialogue in regard to Capital Plan 2018	May 2018
County of Lambton Social Planning & Children's Services Department	Dialogue for construction of K-12 School, Forest, Ontario	May 2018
Kettle & Stony Point First Nation	Dialogue in regard to Capital Plan 2018	May 2018
Ontario Cannabis Store	Dialogue in regard to location of Ontario Cannabis Store in Chatham-Kent	May 2018
Municipality of Chatham-Kent Public Health; Lambton Public Health	Dialogue in regard to Smoke Free Ontario Act	June 2018-Present
Municipality of Chatham-Kent	Participated in helping to write the Green Cities Funding Proposal	Fall 2018 - Spring 2019
Chatham-Kent Community Leaders Cabinet	Multi-Department LKDSB participation in the Job Preparation Action Team	Fall 2019 - Present
City of Sarnia	Participated in the Round Table Discussions on Homelessness and Affordable Housing	Fall 2019
City of Sarnia	Participated in Ontario Active School Travel (OAST) Initiative and extended to 4 LKDSB Elementary	June 2019 - Present
Municipality of Lambton Shores	Forest School Discussion – pre-planning process inquiries.	November 25, 2020
Bluewater Health Helipad Stakeholders Group	WRT Future Plans for Helipad Development that is in proximity to Hanna Memorial Public School	January 19 th , 2021

City of Sarnia	Development Area 2 – Growth Discussion. Long term planning meeting – sought LKDSB input.	March 2 nd , 2021
Chatham-Kent Municipality	CK Workforce Planning Board, along with Workforce Planning West (WPW). Impacts on Southwestern Ontario Labour market due to COVID-19.	March 17 th , 2021

Chatham-Kent Community Leaders’ Cabinet

The Director of Education represents the LKDSB as a member of the Chatham-Kent Community Leaders’ Cabinet, which is chaired by the Mayor of the Municipality of Chatham-Kent. This committee includes representatives from various sectors (government, business, social/voluntary, health and education). The Chatham-Kent Community Leaders’ Cabinet is focused on improving of the quality of life in Chatham-Kent, particularly in the areas of education/learning, economy and healthy living.

Chatham-Kent Education Sector Leaders’ Meeting

LKDSB administration participates in the Chatham-Kent Education Sector Leaders’ Meeting, which is chaired by the Mayor of the Municipality of Chatham-Kent and supported by the Chatham-Kent Workforce Planning Board. This meeting includes representatives from the LKDSB, St. Clair Catholic District School Board, Conseil Scolaire Catholique Providence, Chatham Christian School, University of Guelph – Ridgetown Campus, St. Clair College, and the Municipality of Chatham-Kent, to share organizational strategic priorities and discuss issues related to education and employment.

Thoughtexchange

The LKDSB used Thoughtexchange, a third-party, electronic data gathering platform, to engage with stakeholders - students, parents/guardians, community and staff – regarding the future phases of pupil accommodation. The Thoughtexchange process allows participants to share their thoughts and prioritize the thoughts of others. The information gathering exercise provides feedback on the shared values and priorities of the community.

In Spring 2017, the LKDSB conducted a Thoughtexchange to engage the community regarding the two proposed scenarios for the Blenheim, Ridgetown, Tilbury, and South Chatham Area phase of pupil accommodation. There were 748 participants (including parents/guardians, students, staff, and community members) who shared 3,653 thoughts regarding themes such as grade division organization; transportation; and the impact of school closures on small towns and communities.

Similarly, in Spring 2018, the LKDSB invited its school communities to share their thoughts on the proposed plan for the City of Sarnia Elementary School phase of pupil accommodation. The 627 participants shared 866 thoughts on issues such as class sizes and extra-curricular activities, as well as increasing efficiencies and consolidating support services and resources.

DEMOGRAPHICS

In the 2020/2021 school year, both elementary and secondary enrolment decreased due to the Covid-19 Pandemic compared to the previous year. The decrease was mainly the result of students participating in home schooling for the 2020/21 school year vs remaining within programs of the LKDSB.

Home School STATS						
School Year	2020-21			2019-20	2018-19	2017-18
	8-Sep-20	31-Oct-20	31-Mar-21			
Elementary	348	434	476	174	147	139
Secondary	139	107	110	93	76	71
Total	487	541	586	267	223	210

Based on a prior three year average of 233.3 requests to home school students (even this number is inflated as the 2019-2020 numbers have a noticeable increase due to Spring 2020 COVID-19 conditions) the LKDSB had an increase in home schooling requests of 305 students (averaged) or a significant 130% increase in just this year. The majority of the increase was in requests coming from the parent/guardians of elementary aged children. Based on the most recent demographic information, which includes data from the 2016 Census, this recent rapid decline in enrollment is likely not be a consistent trend. Ten-year projections indicate that overall enrolment will decline at a marginal pace.

LKDSB's Enrolment History

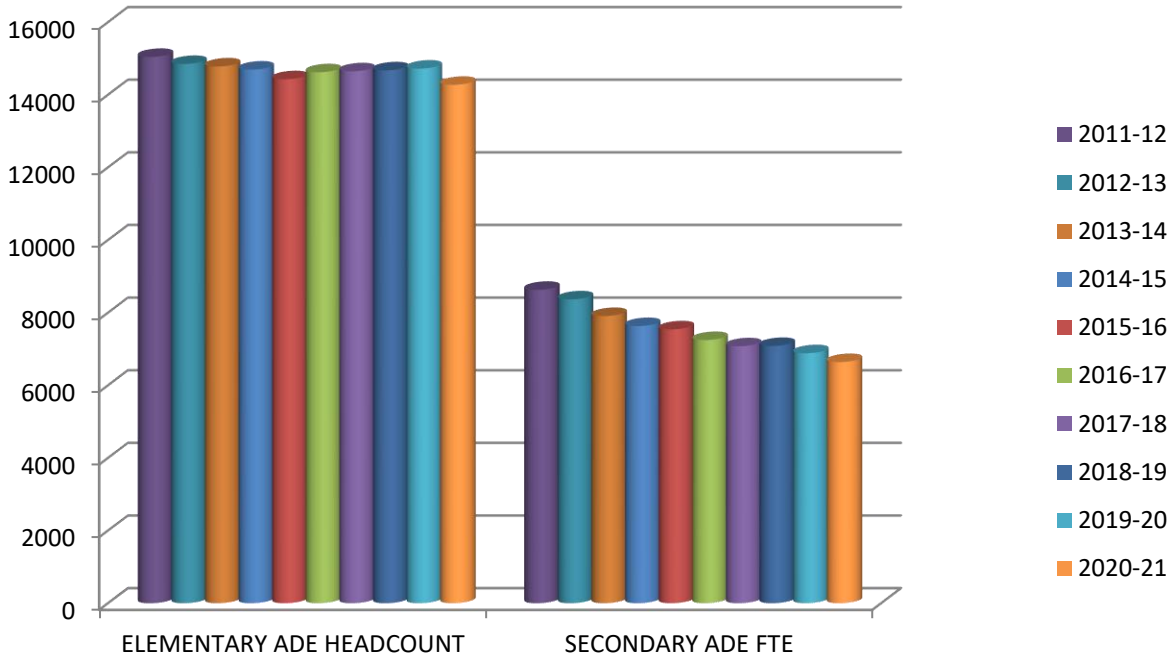
In the 2020/2021 school year there was a 11.6% decline in overall student population compared to enrolment ten years earlier in the 2011/2012 school year, as outlined in the chart below. Enrolment in the LKDSB has experienced decline since Board amalgamation in 1998.

COMPARISON OF TOTAL STUDENT AVERAGE DAILY ENROLMENT BY HEADCOUNT

	2011-2012	2020-2021	Change	% Change
Elementary Enrolment	15,044	14,276	(768)	(5.1%)
Secondary Enrolment	8,630	6,642	(1,988)	(23.0%)
Totals	23,674	20,918	(2,756)	(11.6%)

In the 2020/2021 school year, our elementary enrolment decreased by 445 students over the previous school year. Secondary enrolment declined by 243 students over the previous school year.

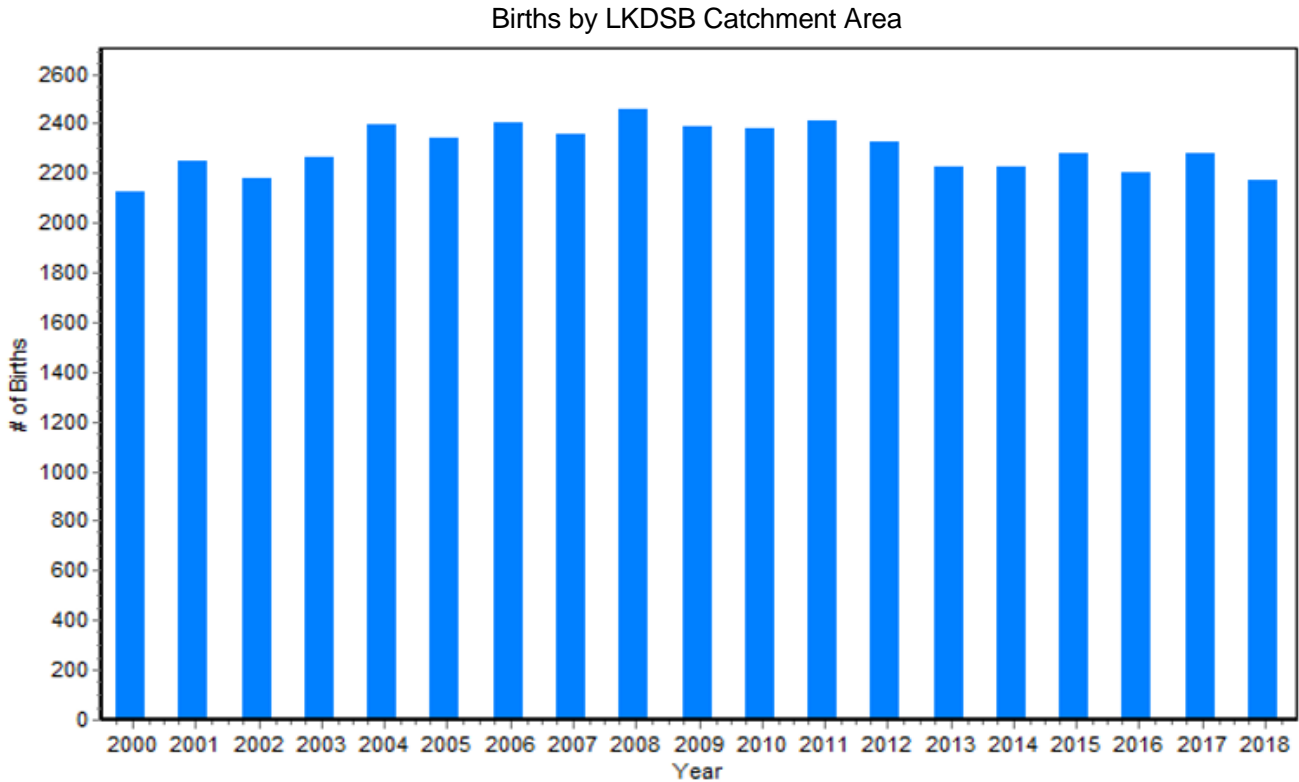
**LKDSB TEN YEAR ENROLMENT HISTORY ACTUALS
2011-12 TO 2020-21**



ADE - Average Daily Enrolment (October 31 & March 31 totals, divided by 2).
 FTE - Full Time Equivalency - Calculated based on number of credits in secondary student

Birth Rates

Birth data on a Board-wide basis for the period of 2000 to 2018 illustrates a range in the number of births. The birth graph below shows a relatively stable birth rate occurred from 2004 to 2012. In 2013 and 2014, the birth rate showed a more significant decline. An increase in the birth rate was experienced in 2015 and 2017. However, the decline continued in 2016 and 2018. The Board has remained consistent over the last 6 years, the number in 2018 marked the lowest on record since the year 2000.

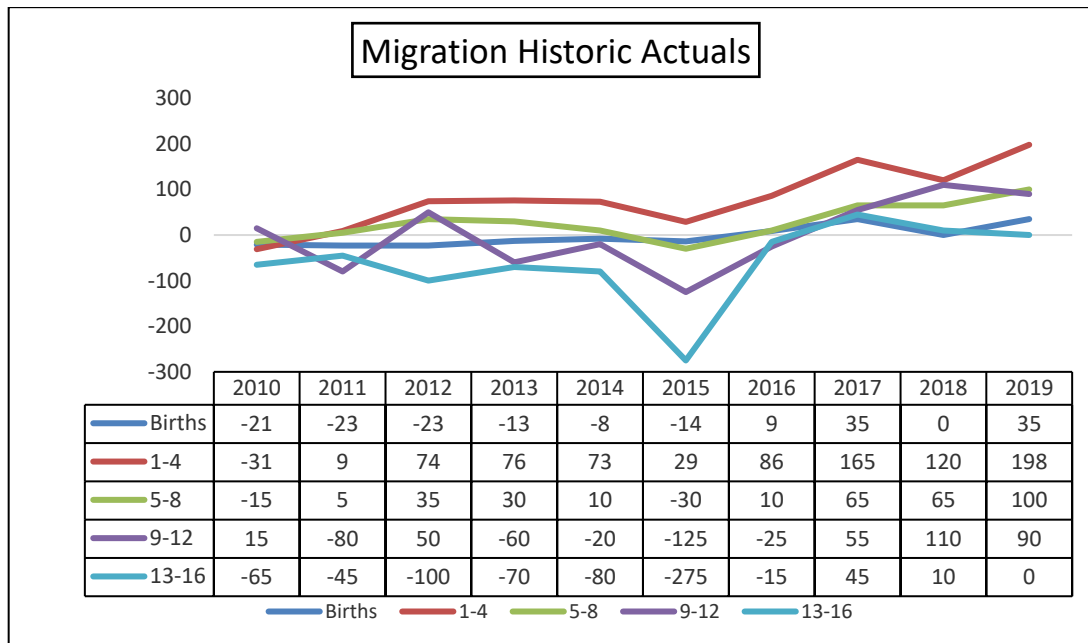


Data sources used by the Board’s planning software to determine the birth rate include the Provincial Birth Registry, Canada Child Benefit information, and available Census data.

The 2016 Census data supports that there are more women in the 25-34 key age group living in the LKDSB catchment area in 2016. However, the number of births per woman has decreased from an average of 0.198 in 2011 to 0.18 in 2016, resulting in fewer overall births. The Birth assumptions made in this projection reflects 3-year average and includes a neutral trend.

Year	Statistics Canada Provincial Birth Rate Assumptions	LKDSB Catchment Area Birth Rate Assumptions
2019 to 2024	+3.8%	+0.0%
2024 to 2029	-0.8%	+0.0%
2029 to 2034	-1.3%	+0.0%

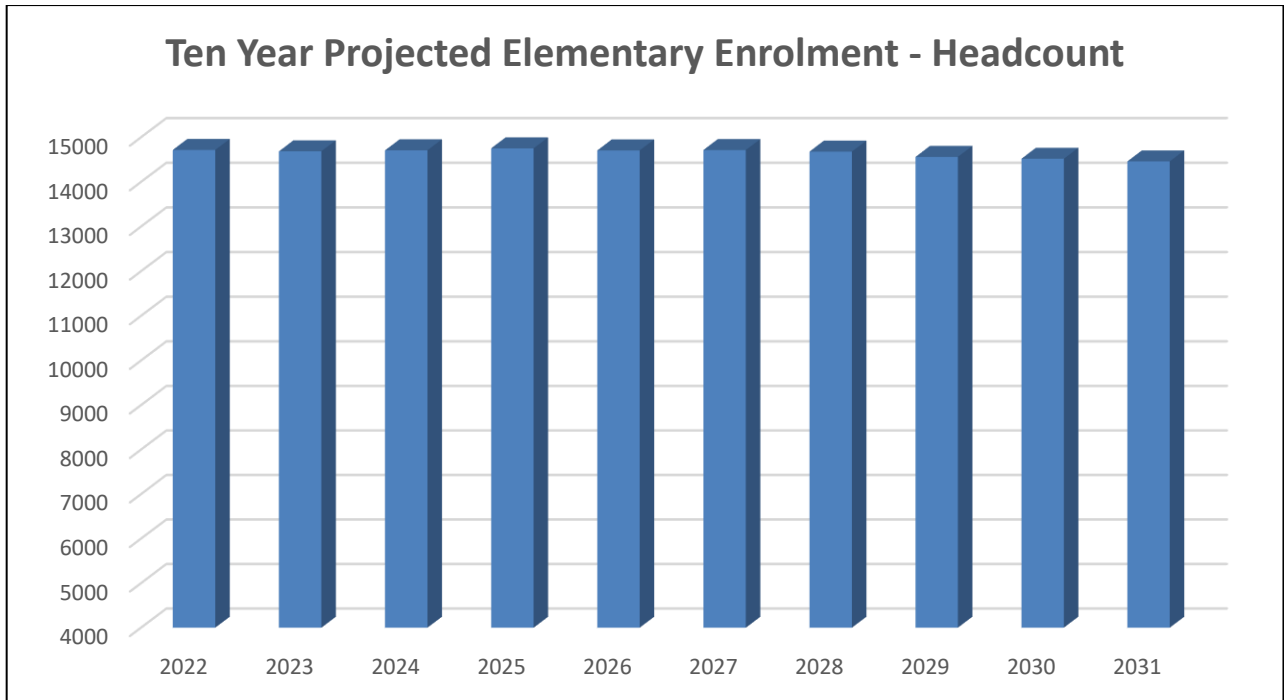
Net Migration



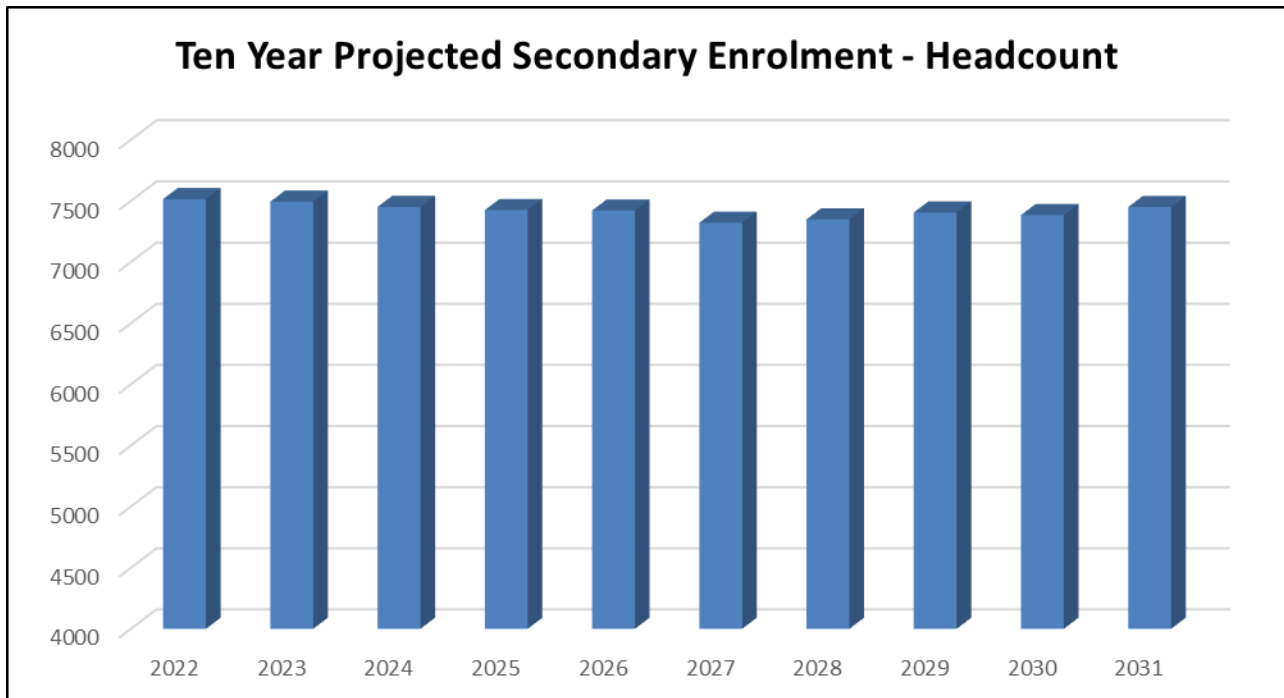
The net migration data illustrated above outlines the movement of people either into or out of the LKDSB catchment area as a permanent resident. From 2009 to 2016, a greater number of youth between the ages 0-16 migrated out of the LKDSB catchment area. Over the last 3 years the net migration into the LKDSB catchment area is greater than the net migration out of the LKDSB catchment area.

LKDSB's Projected Enrolment

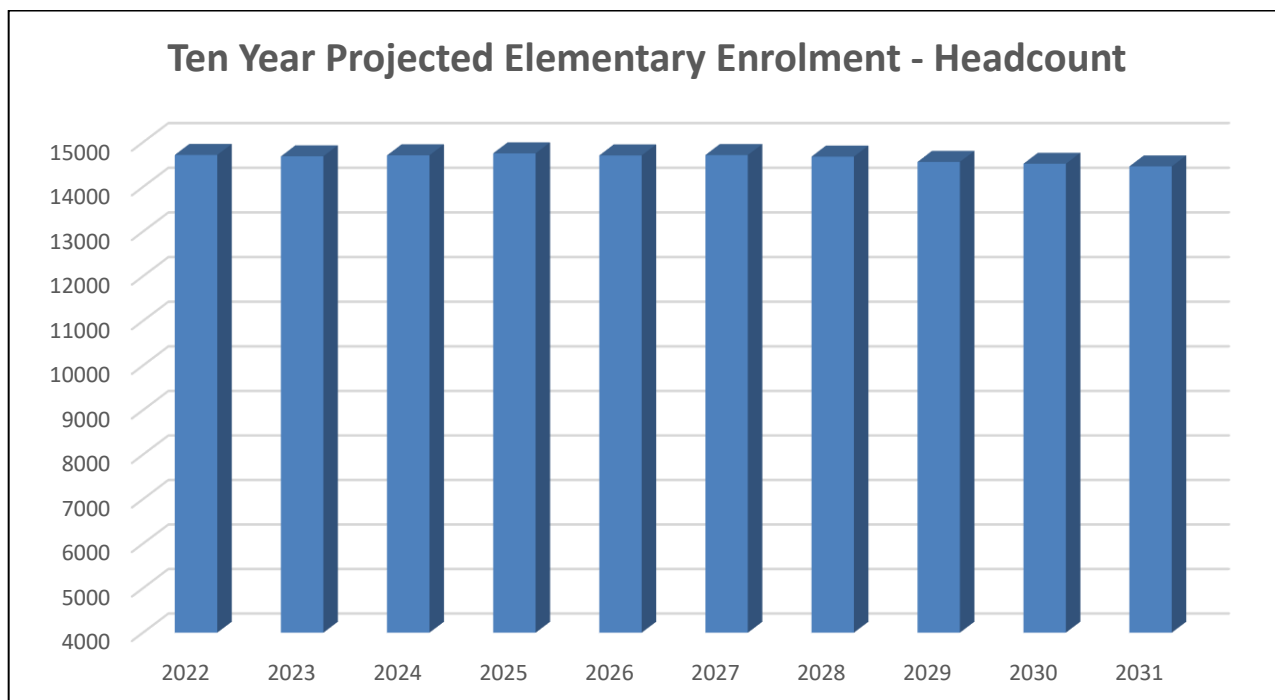
Elementary headcount is projected to continue to decline, but at a faster pace than was anticipated one year ago. In 2022, a high of 14,717 elementary aged students is projected. Ten years later, in 2031, the elementary enrolment projection is 14,461, a decline of 256 students. This projection would result in an average of twenty-five less elementary students per year over the next ten years.



Secondary enrolment (under 21) is projected to fluctuate over the next ten years, due to larger elementary class moves to secondary. In 2031, an estimated headcount of 7,450 is projected, resulting in a decrease of 65 students over the 2022 projection of 7,515 total students. This includes projected student participation in the International Education Program. It is important to note that with secondary enrolment, not all students in this headcount will be funded as full-time students.



Enrolment in the LKDSB is projected to continue to decline, as outlined in the chart below.



By 2031, projections indicate that the overall LKDSB enrolment is expected to decline by approximately 321 students.

- Enrolment for JK-Grade 8 is projected to decrease by 256 students
- Enrolment for Grades 9-12 is projected to decrease by 65 students

The projected decline in elementary enrolment in JK-Grade 8 in this report is higher than the projected decline of 221 students outlined in the *LKDSB Capital Plan 2020*

Summary of Projected Student Enrolment for the 2021/22 School Year (as of April 2021)

Elementary enrolment for September 2021 is currently projected to be 14,195 students.

Secondary enrolment for September 2021 is currently projected to be 7,232 students. Historically, secondary enrolment declines by approximately 3.5-4.0% in second semester of a school year.

It is to be noted that these numbers represent projected enrolment based on JK student registrations to date, and currently enrolled students who are expected to return in September. However, these projections will fluctuate based on the number of new students who register at LKDSB schools in September or those who may relocate to other schools/boards over the summer. There is also some unpredictability for September 2021 projections as there is no set way to estimate how many students will return to in person learning at the school level after having been withdrawn the parent / guardians to be home schooled.

Elementary Capacity Levels - Headcount - Projections

	Capacity	Sep 2021	October Enrolment Projections			Percentage Capacity			
		Projection	2022	2023	2024	Projection	2022	2023	2024
AA Wright	268	263	298	289	276	98%	111%	108%	103%
Aberarder	199	103	130	140	141	52%	65%	70%	71%
Bosanquet	328	181	183	186	184	55%	56%	57%	56%
Bridgeview	277	136	144	139	140	49%	52%	50%	51%
Brigden	305	188	183	177	176	62%	60%	58%	58%
Bright's Grove	378	318	319	317	321	84%	84%	84%	85%
Brooke Central	386	227	264	266	265	59%	68%	69%	69%
Cathcart Blvd	518	557	577	580	587	108%	111%	112%	113%
Colonel Cameron	340	214	207	213	209	63%	61%	63%	61%
Confederation	305	245	253	247	250	80%	83%	81%	82%
Dawn-Euphemia	256	132	142	146	146	52%	55%	57%	57%
Dresden	446	381	378	374	368	85%	85%	84%	83%
East Lambton	351	210	257	250	253	60%	73%	71%	72%
École Hillcrest	259	280	263	272	268	108%	102%	105%	103%
Errol Road	458	432	482	470	472	94%	105%	103%	103%
Errol Village	190	245	257	265	284	129%	135%	139%	149%
Grand Bend	248	266	264	270	274	107%	106%	109%	110%
Gregory Drive	374	274	272	273	279	73%	73%	73%	75%
Hanna Memorial	383	179	179	179	179	47%	47%	47%	47%
Harwich-Raleigh	581	350	367	379	381	60%	63%	65%	66%
High Park	530	377	391	388	397	71%	74%	73%	75%
HW Burgess	271	166	174	163	168	61%	64%	60%	62%
Indian Creek	643	611	604	619	632	95%	94%	96%	98%
King George VI-Chatham	340	292	350	345	336	86%	103%	101%	99%
King George VI-Sarnia	374	267	286	286	291	71%	76%	76%	78%
Kinnwood	331	300	343	350	350	91%	104%	106%	106%
Lakeroad	394	160	172	173	179	41%	44%	44%	45%
Lambton Centennial	337	195	202	201	200	58%	60%	60%	59%
Lansdowne	389	292	284	280	267	75%	73%	72%	69%
London Road	282	144	169	167	164	51%	60%	59%	58%
McNaughton	766	731	700	692	682	95%	91%	90%	89%
Merlin	302	162	166	163	162	54%	55%	54%	54%
Mooretown	256	87	85	83	83	34%	33%	32%	32%
Naahii Ridge	375	268	296	285	287	71%	79%	76%	77%
PE McGibbon	530	512	496	491	479	97%	94%	93%	90%
Plympton-Wyoming	257	238	264	275	278	93%	103%	107%	108%
Queen E II - Chatham	442	318	310	299	293	72%	70%	68%	66%
Queen E II - Petrolia	397	336	366	369	374	85%	92%	93%	94%
Queen E II - Sarnia	475	231	249	253	258	49%	52%	53%	54%
RDHS Gr 7/8	92	81	73	83	88	88%	79%	90%	96%
Riverview	268	135	126	120	122	50%	47%	45%	46%
Rosedale	492	501	550	551	561	102%	112%	112%	114%
Sir John Moore	472	489	506	504	503	104%	107%	107%	107%
Tecumseh	559	479	493	477	471	86%	88%	85%	84%
Thamesville	199	147	142	144	147	74%	71%	72%	74%
Tilbury Area	470	301	292	291	287	64%	62%	62%	61%
Victor Lauriston	533	318	334	327	322	60%	63%	61%	60%
WDSS Gr 7/8	161	107	123	135	141	66%	76%	84%	88%
Wheatley	337	172	167	163	166	51%	50%	48%	49%
Winston Churchill	374	277	269	267	266	74%	72%	71%	71%
WJ Baird	291	205	202	197	193	70%	69%	68%	66%
Zone	219	115	114	113	109	53%	52%	52%	50%
Totals	19008	14195	14717	14686	14709	75%	77%	77%	77%

Secondary Capacity Levels - Headcount - Projections									
	Capacity	Sep 2021 Projection	October Enrolment Projections			Percentage Capacity			
			2022	2023	2024	Projection	2022	2023	2024
AMSS	681	473	459	461	463	69%	67%	68%	68%
BDHS	768	227	227	234	227	30%	30%	30%	30%
CKSS	1407	1190	1263	1249	1239	85%	90%	89%	88%
GLSS	1113	900	908	903	906	81%	82%	81%	81%
JMSS	921	652	667	675	667	71%	72%	73%	72%
LCCVI	1185	779	793	781	787	66%	67%	66%	66%
LKCS	756	249	269	279	279	33%	36%	37%	37%
NCIVS	1341	1161	1187	1233	1205	87%	89%	92%	90%
NLSS	822	535	537	554	577	65%	65%	67%	70%
RDHS	495	113	122	144	137	23%	25%	29%	28%
TDHS	537	349 ★	403	394	396	65%	75%	73%	74%
WDSS	1161	604	580	587	568	52%	50%	51%	49%
Totals	11187	7232	7415	7494	7451	65%	66%	67%	67%

AMSS	Alexander Mackenzie Secondary School
BDHS	Blenheim District High School
CKSS	Chatham Kent Secondary School
GLSS	Great Lakes Secondary School
JMSS	John McGregor Secondary School
LCCVI	Lambton Central Collegiate & Vocational Institute
LKCS	Lambton Kent Composite School
NLSS	North Lambton Secondary School
NCIVS	Northern Collegiate Institute and Vocational School
RDHS	Ridgetown District High School
TDHS	Tilbury District High School
WDSS	Wallaceburg District Secondary School

★ This figure includes approximately 170 students who are enrolled in the A.C.C.E.S.S. (Acquiring Current Curriculum Experience through Supervised Studies) Program at TDHS. This program supports students, primarily from low-German Mennonite families involved in seasonal work, in pursuing academic goals and achieving their O.S.S.D.

NB. The COVID-19 Pandemic has created numerous conditions for the current year of 2020-2021 that impact on the ability of the LKDSB to set current standard headcount numbers for schools. Factors include: a move to quad-mestering of courses in the Secondary Schools, large numbers of students and parents opting for a Virtual Learning placement, and there being multiple set periods for students to migrate between virtual and in-person learning environments. Due to parent concerns for student safety, there has also been a marked increase in the number of requests for home schooling and it is not known whether it will be a continued trend for the 2021-2022 school year or whether parents will opt to return to in-person instruction for their children once the COVID-19 Pandemic risk concerns subside.

Renewal Needs and Facility Condition Index (FCI)

The FCI and renewal needs data is provided by a Ministry of Education contracted consultant. This consultant is responsible for the assessment of schools across the province over a rolling five year period. Approximately 20% of schools in the province are assessed on an annual basis. The renewal and FCI data are provided in a database called VFA. LKDSB uses this data for capital planning purposes in determining capital needs in schools and in prioritizing capital budgeting. LKDSB looks at renewal needs over both 5-year and 10-year periods. The FCI data is a dynamic database in that the information is in a state of constant update as the LKDSB completes capital projects and the Ministry conducts new assessments of the buildings.

The LKDSB's annual budget contains capital renewal funding which is comprised of School Renewal Grants and School Condition Improvement Grants. Both grants are applied to the capital needs of the LKDSB's facilities in the following areas:

- Building Shell - including walls, foundation and roof;
- Building Site Work - including parking lots, sidewalks and playground asphalt;
- Building Systems - including heating, plumbing and electrical;
- Interior Spaces - including classroom interiors.

Current annual funding is not sufficient to cover the current capital needs of the LKDSB which is resulting in a sizable funding gap. This funding gap is projected to increase each year during the next 10 years, unless additional funding is available.

Renovations and Additions

Significant renovations to LKDSB schools are funded annually in the LKDSB's approved budget. The capital work includes heating/HVAC replacement and upgrades, mechanical/electrical upgrades, roofing replacements, structural reinforcement and paving of parking lots. Capital projects are funded from the LKDSB's Capital Allocation Grant, which is comprised of School Condition Improvement, School Renewal Grants, and from the Capital Priorities Grant.

Covid-19 Resilience Infrastructure Stream Funding Use

The Lambton Kent District School Board has been provided with \$6,288,184 of Covid-19 Resilience Infrastructure Stream (CVRIS) funding.

The CVRIS funding will be used on the following LKDSB projects, to be completed by December 31, 2021:

PROJECT DESCRIPTION :

- WiFi upgrades to all schools
- Additional water bottle fill stations to most schools
- Sarnia Education Centre – Window Replacement with operable windows
- Installation of Air Conditioning unit in Library of 4 schools
- Bright's Grove – Air Quality Improvements (unit ventilators in 2 classrooms and upgraded building automation)
- GLSS – Air Quality Improvements (rooftop units for gyms and shops)
- Errol Road – Air Quality Improvements (rooftop unit for gym)
- High Park – Air Quality Improvements (rooftop unit for gym)
- McNaughton – Air Quality Improvements and window replacement
- AA Wright – Air Quality Improvements (new unit ventilators throughout the school)
- London Road – Air Quality Improvements (boiler and air handling unit replacement)
- WDSS – Boiler Replacement
- Bridgeview – Air Quality Improvements (unit ventilators in 3 classrooms) and window replacement
- Lambton Central Centennial – Air Quality Improvements (rooftop unit for gym)

LAMBTON KENT DISTRICT SCHOOL BOARD

Summary of 5 Year Facility Condition Indices

5 Year Renewal Data and Year FCI Calculation as of March 3, 2021

Asset Name	Gross Floor Area - sq.m.	Total Cost of Facility Work - 5 year period (\$)	Facility Replacement Value (\$)	5 Year Facility Condition Index (FCI)	Last Assessment Year
Blenheim District High School	11,926	17,236,099	\$21,584,757	79.85%	2016
London Road Public School	2,600	4,998,771	\$6,850,991	72.96%	2019
Ridgetown District High School	8,710	12,609,953	\$17,327,619	72.77%	2016
East Lambton Elementary School	4,163	5,894,579	\$8,626,422	68.33%	2016
W J Baird Public School	3,645	4,928,027	\$7,780,603	63.34%	2020
Lambton Kent Composite School	13,567	13,033,977	\$21,930,548	59.43%	2016
Dresden Area Central School	4,377	6,649,528	\$11,611,015	57.27%	2016
Tilbury District High School	7,632	8,972,121	\$16,103,685	55.71%	2016
Lakeroad Public School	2,962	4,790,028	\$8,992,866	53.26%	2019
Northern Collegiate Institute & Vocational School	17,916	20,037,906	\$37,788,718	53.03%	2016
Kinnwood Central Public School	3,896	4,332,273	\$8,171,066	53.02%	2019
Alexander Mackenzie Secondary School	9,759	10,670,083	\$20,425,123	52.24%	2019
Chatham-Kent Secondary School	17,424	20,017,997	\$38,389,890	52.14%	2016
North Lambton Secondary School	9,359	12,851,919	\$24,997,507	51.41%	2019
Winston Churchill Public School	3,161	4,776,233	\$9,368,862	50.98%	2020
Mooretown-Courtright Public School	2,091	3,425,992	\$6,737,700	50.85%	2020
Lambton Central Collegiate & Vocational Institute	16,382	16,887,381	\$33,371,092	50.60%	2016
Brooke Central Public School	4,104	4,462,245	\$8,851,120	50.41%	2019
Queen Elizabeth II Public School	3,128	4,778,730	\$10,708,186	44.63%	2019
John McGregor Secondary School	13,643	11,827,014	\$26,508,088	44.62%	2016
Bridgeview Public School	2,909	2,998,938	\$6,831,301	43.90%	2019
High Park Public School	4,161	5,220,015	\$11,905,758	43.84%	2016
Naahii Ridge Public School	3,944	3,685,082	\$8,501,087	43.35%	2019
Zone Township Central Public School	1,915	2,593,731	\$6,005,575	43.19%	2016
Dawn Euphemia Public School	1,958	2,840,672	\$6,737,700	42.16%	2020
Colonel Cameron Public School	3,005	3,586,284	\$8,539,692	42.00%	2020
Errol Village Public School	1,872	2,322,875	\$5,642,239	41.17%	2019
Riverview Central School	2,379	3,353,249	\$8,604,291	38.97%	2020
Confederation Central School	2,331	2,933,847	\$7,600,937	38.60%	2019
Gregory Drive Public School	3,153	3,553,658	\$9,368,862	37.93%	2020
John N Given Learning Centre	2,602	3,021,207	\$8,019,928	37.67%	2016
Hanna Memorial Public School	3,320	3,357,536	\$8,915,639	37.66%	2019
Errol Road Public School	3,715	3,946,137	\$10,748,225	36.71%	2020
Lambton Central Centennial School	3,078	3,060,634	\$8,565,193	35.73%	2016
Lansdowne Public School	3,234	3,182,272	\$8,954,415	35.54%	2019
King George VI Public School Sarnia	2,864	2,951,661	\$8,657,631	34.09%	2019
Bosanquet Central Public School	2,769	2,686,297	\$7,956,557	33.76%	2019
Merlin Area Public School	2,512	2,783,942	\$8,274,294	33.65%	2020
A A Wright Public School	2,978	2,322,597	\$6,933,157	33.50%	2020

Aberarder Central School	1,696	1,952,276	\$5,909,503	33.04%	2019
King George VI Public School Chatham	2,640	2,597,262	\$7,973,586	32.57%	2016
Brigden Public School	2,332	2,431,617	\$7,529,230	32.30%	2019
Harwich-Raleigh Public School	5,100	4,628,125	\$14,495,046	31.93%	2020
Wallaceburg District Secondary School	17,606	11,771,267	\$37,403,811	31.47%	2019
Rosedale Public School	3,581	3,293,791	\$10,878,743	30.28%	2019
McNaughton Ave Public School	5,816	4,735,367	\$15,691,220	30.18%	2016
Cathcart Boulevard Public School	3,828	3,616,633	\$12,039,850	30.04%	2020
H W Burgess Public School	2,245	2,006,928	\$6,945,023	28.90%	2020
Bright's Grove Elementary School	3,664	2,443,464	\$8,889,118	27.49%	2019
Victor Lauriston Public School	3,852	3,149,536	\$11,506,426	27.37%	2019
Ecole Hillcrest Public School	2,240	1,877,604	\$6,960,833	26.97%	2020
Thamesville Area Central Public School	1,737	1,680,395	\$6,262,795	26.83%	2016
Tilbury Area Public School	3,822	2,607,460	\$11,190,700	23.30%	2020
Queen Elizabeth II Public School Chatham	3,961	2,190,193	\$10,522,964	20.81%	2016
Sir John Moore Community School	4,628	1,870,230	\$10,993,295	17.01%	2020
Wheatley Area Public School	3,077	1,518,728	\$9,512,834	15.97%	2020
Grand Bend Public School	2,707	983,482	\$6,461,951	15.22%	2019
Great Lakes Secondary School	14,049	4,685,639	\$34,136,362	13.73%	2016
Indian Creek Road Public School	5,832	1,932,041	\$14,294,526	13.52%	2020
Queen Elizabeth II Public School Petrolia	3,554	998,828	\$9,816,661	10.17%	2020
Tecumseh Public School	5,945	806,967	\$12,243,630	6.59%	2016
Wyoming Public School	2,942	377,472	\$7,275,952	5.19%	2020
P. E. McGibbon Public School	4,487	239,695	\$12,163,887	1.97%	2020
Summary		321,003,727	799,454,216	38.41%	

LAMBTON KENT DISTRICT SCHOOL BOARD

Summary of 10 Year Facility Condition Indices

10 Year Renewal Data and Year FCI Calculation as of March 3, 2021

Asset Name	Gross Floor Area - sq.m.	Total Cost of Facility Work - 10 year period (\$)	Facility Replacement Value (\$)	10 Year Facility Condition Index (FCI)	Last Assessment Year
Blenheim District High School	11,926	\$25,902,622	\$21,584,757	120.00%	2016
Ridgetown District High School	8,710	\$18,083,468	\$17,327,619	104.36%	2016
East Lambton Elementary School	4,163	\$8,623,218	\$8,626,422	99.96%	2016
Tilbury District High School	7,632	\$15,910,544	\$16,103,685	98.80%	2016
Dresden Area Central School	4,377	\$11,043,362	\$11,611,015	95.11%	2016
John McGregor Secondary School	13,643	\$21,967,886	\$26,508,088	82.87%	2016
Lambton Kent Composite School	13,567	\$17,982,229	\$21,930,548	82.00%	2016
W J Baird Public School	3,645	\$6,312,492	\$7,780,603	81.13%	2020
London Road Public School	2,600	\$5,501,984	\$6,850,991	80.31%	2019
Zone Township Central Public School	1,915	\$4,788,434	\$6,005,575	79.73%	2016
Chatham-Kent Secondary School	17,424	\$30,103,901	\$38,389,890	78.42%	2016

Winston Churchill Public School	3,161	\$6,775,153	\$9,368,862	72.32%	2020
Bridgeview Public School	2,909	\$4,922,180	\$6,831,301	72.05%	2019
King George VI Public School Chatham	2,640	\$5,610,125	\$7,973,586	70.36%	2016
Kinnwood Central Public School	3,896	\$5,710,744	\$8,171,066	69.89%	2019
Sir John Moore Community School	4,628	\$7,625,676	\$10,993,295	69.37%	2020
Brooke Central Public School	4,104	\$6,093,744	\$8,851,120	68.85%	2019
North Lambton Secondary School	9,359	\$16,972,544	\$24,997,507	67.90%	2019
John N Given Public School	2,602	\$5,240,055	\$8,019,928	65.34%	2016
Mooretown-Courtright Public School	2,091	\$4,348,276	\$6,737,700	64.54%	2020
Alexander Mackenzie Secondary School	9,759	\$12,419,234	\$20,425,123	60.80%	2019
Northern Collegiate Institute & Vocational School	17,916	\$22,824,441	\$37,788,718	60.40%	2016
Lakeroad Public School	2,962	\$5,416,713	\$8,992,866	60.23%	2019
Lambton Central Collegiate & Vocational Institute	16,382	\$19,986,073	\$33,371,092	59.89%	2016
Colonel Cameron Public School	3,005	\$5,085,992	\$8,539,692	59.56%	2020
Queen Elizabeth II Public School	3,961	\$6,264,305	\$10,522,964	59.53%	2016
High Park Public School	4,161	\$6,975,757	\$11,905,758	58.59%	2016
King George VI Public School Sarnia	2,864	\$5,071,996	\$8,657,631	58.58%	2019
Errol Village Public School	1,872	\$3,236,343	\$5,642,239	57.36%	2019
A A Wright Public School	2,978	\$3,821,190	\$6,933,157	55.11%	2020
Hanna Memorial Public School	3,320	\$4,786,593	\$8,915,639	53.69%	2019
Victor Lauriston Public School	3,852	\$6,131,373	\$11,506,426	53.29%	2019
H W Burgess Public School	2,245	\$3,541,242	\$6,945,023	50.99%	2020
Wallaceburg District Secondary School	17,606	\$18,541,360	\$37,403,811	49.57%	2019
Lambton Central Centennial School	3,078	\$4,214,869	\$8,565,193	49.21%	2016
Thamesville Area Central Public School	1,737	\$3,065,377	\$6,262,795	48.95%	2016
Queen Elizabeth II School Sarnia	3,128	\$5,206,175	\$10,708,186	48.62%	2019
Aberarder Central School	1,696	\$2,858,121	\$5,909,503	48.36%	2019
Lansdowne Public School	3,234	\$4,306,506	\$8,954,415	48.09%	2019
Naahii Ridge Public School	3,944	\$4,009,132	\$8,501,087	47.16%	2019
Dawn Township Central School	1,958	\$3,100,673	\$6,737,700	46.02%	2020
Riverview Central School	2,379	\$3,904,074	\$8,604,291	45.37%	2020
Confederation Central School	2,331	\$3,447,009	\$7,600,937	45.35%	2019
Errol Road Public School	3,715	\$4,842,557	\$10,748,225	45.05%	2020
Gregory Drive Public School	3,153	\$4,216,976	\$9,368,862	45.01%	2020
McNaughton Ave Public School	5,816	\$6,787,133	\$15,691,220	43.25%	2016
Brigden Public School	2,332	\$3,215,276	\$7,529,230	42.70%	2019
Cathcart Boulevard Public School	3,828	\$5,104,767	\$12,039,850	42.40%	2020
Bosanquet Central Public School	2,769	\$3,324,412	\$7,956,557	41.78%	2019
Rosedale Public School	3,581	\$4,447,240	\$10,878,743	40.88%	2019
Merlin Area Public School	2,512	\$3,316,295	\$8,274,294	40.08%	2020
Bright's Grove Elementary School	3,664	\$3,523,982	\$8,889,118	39.64%	2019
Harwich-Raleigh Public School	5,100	\$5,194,057	\$14,495,046	35.83%	2020

Tilbury Area Public School	3,822	\$3,916,316	\$11,190,700	35.00%	2020
Queen Elizabeth Public School	3,554	\$3,424,057	\$9,816,661	34.88%	2020
Tecumseh Public School	5,945	\$4,067,062	\$12,243,630	33.22%	2016
Ecole Hillcrest Public School	2,240	\$2,203,893	\$6,960,833	31.66%	2020
Grand Bend Public School	2,707	\$2,030,996	\$6,461,951	31.43%	2019
Wheatley Area Public School	3,077	\$2,903,699	\$9,512,834	30.52%	2020
Indian Creek Road Public School	5,832	\$3,753,737	\$14,294,526	26.26%	2020
P. E. McGibbon Public School	4,487	\$2,213,611	\$12,163,887	18.20%	2020
Great Lakes Secondary School	14,049	\$4,948,393	\$34,136,362	14.50%	2016
Wyoming Public School	2,942	\$838,448	\$7,275,952	11.52%	2020
Summary		465,884,613	799,454,216	56.29%	

LKDSB Use of Portables 2020-2021

School	# of Portables for Classroom Use	# of Portables for Other Use
AMSS	2	2
Cathcart	1	0
Errol Village	1	0
Hillcrest	1	0
King George Chatham	0	1
McNaughton Ave.	0	1
Rosedale	0	1
Sir John Moore	1	1
P.E. McGibbon	0	1
Total	6	7

Criteria to Consider for Community Partnerships

The LKDSB continues to have discussions with municipalities in regard to underutilized school space as it is important for the LKDSB to explore options to address these situations. The data included in the Capital Plan will be part of the information used to inform any potential recommendations brought to the LKDSB Board of Trustees. The data presented below includes present information about schools that have the lowest capacity percentage. It also shows the amount of funding that will be lost from the LKDSB by 2018 due to the Ministry of Education's decision to end their previous delivery of top-up funding to school boards for underutilized schools. The following factors can be seen as indicators for schools that are in need of partnerships to alleviate low school capacities.

Capacity – The capacity of a school is determined by the Ministry of Education by loading all instructional spaces within the facility to current Ministry standards for class size requirements and room areas. This refers to the total percentage of space used in a school. It is calculated using the total number of students the Ontario Ministry of Education has deemed are able to be accommodated in the school and divided by the total number of students that are currently enrolled there. As stated earlier, the Ministry has suggested a start point of 60% in terms of community partnerships; but the more schools that are above this threshold, the greater the efficiency there is in the LKDSB.

Facility Condition Index (FCI) – The FCI is the Ministry of Education’s Condition Assessment Program. The Ministry conducts assessments of all schools in all 72 school boards over a five year timeframe. There is no common assessment year for all schools in a single school board. The Ministry’s assessments provide the FCI which is a building condition determined by calculating the ratio between the five year renewal needs and the replacement value for each facility. The LKDSB also calculates a ten year FCI using Ministry data for planning purposes and determining annual capital projects for all LKDSB Schools.

Enrolment – This refers to the number of students enrolled at a school during a particular year. Funds are provided to all school boards for each student enrolled. Therefore, a decrease in student population will mean a decrease in funding for the LKDSB. The Ministry annually calculates the Grants for Student Needs funding based on the Average Daily Enrolment (ADE) as of October 31 and March 31 of the school year.

Proximity to Neighbouring Schools – This refers to the distance in kilometres to the nearest elementary or secondary school respectively. Previously, schools with a ‘0’ as the second character in their postal code were designated as rural schools. The new model looks at proximity to the nearest same-board school (10 km. elementary/20 km. secondary) when determining Top-Up model funding.

It is a priority of the LKDSB to offer programs that support student learning and meet the needs of our students as they progress towards earning an Ontario Secondary School Diploma, or an Ontario Secondary School Certificate. Our goal is to ensure we provide our students and our families with the greatest opportunity for success while still maintaining efficient use of funding. No partnerships can impede the delivery of programs in schools or jeopardize student safety.

The Ministry Community Planning and Partnerships Guideline March 2015 states that: “as a starting point, boards should review facilities that have been 60 percent utilized or less for two years and/or have 200 or more unused pupil places, and then should extend their review to other potentially suitable facilities.”

Based on these criteria the following schools meet the criteria for community partnerships.

Schools for Potential Community Partnerships-Elementary

Elementary School	Projected Capacity	FCI (5)	FCI (10)	Projected Enrolment	Neighbouring Schools (km)
Lambton Centennial Public School	58%	35.73%	49.21%	195	Queen Elizabeth II-P (7.4), Dawn (16.7), Brigden (18.7)
Bosanquet Central School	55%	33.76%	41.78%	181	Kinnwood (18.4), Grand Bend (22.0)
Zone Township Central School	53%	43.19%	79.73%	115	Thamesville (14.5), Brooke (26.2), Dawn-Euphemia (27.7)
Dawn-Euphemia Public School	52%	42.16%	46.02%	132	Lambton Central Centennial (16.7), Dresden Area (18.2), Zone (27.8)
Aberarder Central School	52%	33.04%	48.36%	103	Errol Village (8.9), Kinnwood (13.2)
Wheatley Area Public School	51%	15.97%	30.52%	172	Tilbury Area (18.7), Merlin (32.7)

Elementary School	Projected Capacity	FCI (5)	FCI (10)	Projected Enrolment	Neighbouring Schools (km)
London Road School	51%	72.96%	80.31%	144	Hanna (1.1), P.E. McGibbon (2.1), High Park (2.9), Queen Elizabeth II-S (2.9), Bridgeview (3.1)
Riverview Central School	50%	38.97%	45.37%	135	A.A. Wright (16.9), Mooretown (18.7), H.W. Burgess (23.3)
Queen Elizabeth II Public School, Sarnia	49%	44.63%	48.62%	231	Lansdowne (<1.0), High Park (1.6), P.E. McGibbon (2.0), Hanna Memorial (2.2)
Bridgeview Public School	49%	43.90%	72.05%	136	King George Sarnia (2.5), London Road (2.7), Errol Road (3.4), Hanna Memorial (3.8)
Hanna Memorial Public School	47%	37.66%	53.69%	179	London Road (1.1), P.E. McGibbon (1.2), Queen Elizabeth II-S (2.2)
Lakeroad Public School	41%	53.26%	60.23%	160	Errol Road (1.1), King George VI-S (2.1)
Mooretown-Courtright Public School	34%	50.85%	64.54%	87	Sir John Moore (5.6), Colonel Cameron (6.8), Brigden (17.9)

Schools for Potential Community Partnerships - Secondary

Secondary School	Projected Capacity	FCI (5)	FCI (10)	Projected Enrolment	Neighbouring Schools (km)
WDSS	52%	31.47%	49.57%	604	LKCS (18.4), CKSS (27.4)
LKCS	33%	59.43%	82.0%	249	WDSS (18.4), CKSS (26.2), RDHS (35.2), LCCVI (37.6)
BDHS	30%	79.85%	120.0%	227	RDHS (16.9), JMSS (18.0)
RDHS	23%	72.77%	104.36%	113	BDHS (16.9), JMSS (33.4), LKCS (35.2)

AMSS	Alexander Mackenzie Secondary School	LKCS	Lambton Kent Composite School
BDHS	Blenheim District High School	NLSS	North Lambton Secondary School
CKSS	Chatham Kent Secondary School	NCIVS	Northern Collegiate Institute and Vocational School
GLSS	Great Lakes Secondary School	RDHS	Ridgetown District High School
JMSS	John McGregor Secondary School	TDHS	Tilbury District High School
LCCVI	Lambton Central Collegiate & Vocational Institute	WDSS	Wallaceburg District Secondary School

NB. Due to the COVID-19 Pandemic – the LKDSB was directed by the Ministry of Education to create and support Virtual Learning Environments for both Elementary and Secondary students.

- Virtual Learning Elementary School (VLES) – mid-year enrollment numbers were 2028 students and the teachers supporting those online students were housed at LCCVI (Petrolia) and BDHS(Blenheim).
- Virtual Learning High School (VLHS) – mid-year enrollment numbers were 904.75, and the teachers supporting this group of students were housed at LKCS (Dresden).

As such, with the movement of both students to offsite / home environments and teachers being relocated to support this process – percentage capacity numbers for schools must be considered as variant for the current year.

Schools for Potential Community Partnerships - Schools in the 61% to 65% Range for Capacity

School	Projected Capacity	FCI (5)	FCI (10)	Projected Enrolment	Neighbouring Schools (km)
NLSS	65%	51.41%	67.90%	535	AMSS (36.2), LCCVI (37.2) NCIVS (41.4)
TDHS	65%	55.71%	98.80%	349	JMSS (29.21), CKSS (30.07), BDHS (42.65)
Tilbury Area Public School	64%	23.30%	35.0%	301	Wheatley (18.79), Merlin (17.92), Indian Creek (26.73)
Colonel Cameron Public	63%	42.0%	59.56%	214	Sir John Moore (1.5), Mooretown (6.8)
Brigden	62%	32.30%	42.70%	188	Lambton Centennial (18.2), Mooretown-Courtright (18.3)
HW Burgess	61%	28.90%	50.99%	166	A.A. Wright (3.0), Dresden Area (17.8), Riverview (22.3)

Rural Northern Education Funding (2020-2021)

The Rural and Northern Education Fund (RNEF) allocation continued for the 2020-2021 school year, For 2020-2021 the LKDSB will receive a RNEF allocation of \$600,929. As per the Ministry of Education technical paper – “The funding is to support the higher costs of purchasing goods and services for small school boards, as well as for boards that are distant from major urban centres, and for boards with schools that are distant from one another.” The LKDSB uses this funding to assist with operational costs at schools that have a rural funding designation. The below table shows the distribution, by school, for the 2020-2021 RNEF allocation for the LKDSB.

Eligible Schools	2020-2021 Revised Estimates Enrolment	Funding Allocation
Aberarder Central School	94	\$ 6,510
Blenheim District High School	204	14,128
Bosanquet Central School	191	13,228
Brigden Public School	184	12,743
Bright's Grove Elementary School	343	23,755
Brooke Central School	227	15,721
Colonel Cameron Public School	196	13,574
Confederation Central School	239	16,552
Dawn Euphemia Public School	118	8,172
Dresden Area Central School	366	25,347
East Lambton Elementary School	222	15,375
Hillcrest Public School	288	19,946
Errol Village Public School	227	15,721
Grand Bend Public School	245	16,968
Harwich-Raleigh Public School	366	25,347
Kinnwood Central Public School	302	20,915
Lambton Central Centennial School	198	13,713
Lambton Central Collegiate Vocational Institute	752	52,080
Lambton Kent Composite School	227	15,721
Merlin Area Public School	179	12,397
Mooretown-Courtright Public School	89	6,164
Naahii Ridge Public School	258	17,868
North Lambton Secondary School	497	34,420
Plympton-Wyoming Public School	231	15,998
Queen Elizabeth II Public School – Petrolia	341	23,616
Ridgetown District High School	119	8,241
Ridgetown District High School – Grades 7 & 8	72	4,986
Riverview Central School	139	9,626
Sir John Moore Public School	489	33,866
Thamesville Area Central School	133	9,211
Tilbury Area Public School	318	22,023
Tilbury District High School	352	24,378
W.J. Baird Public School	204	14,128
Wheatley Area Public School	153	10,596
Zone Township Central School	114	7,895
	8677	\$ 600,929