

Presentation for:
Wyoming Area Schools ARC Committee Meeting
January 19, 2015

Presentation Agenda

1) **South Plympton**

- Overview
- Route Visual
- Service Metrics

2) **Wyoming**

- Overview
- Route Visual
- Service Metrics

3) **Consolidated South Plympton / Wyoming**

- Consolidated Overview
- Walk Boundaries



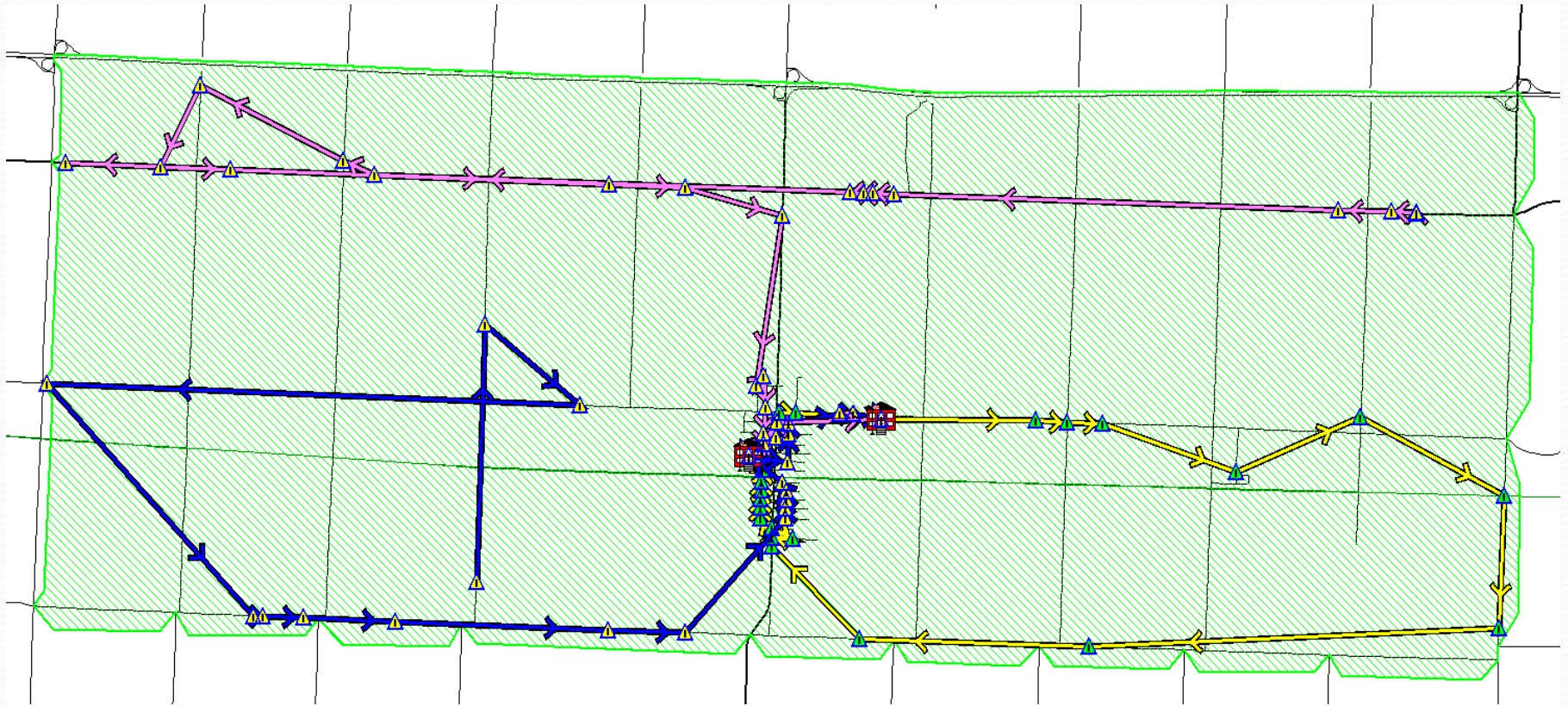
South Plympton

South Plympton Overview

- Current Students: 117
- Eligible for transportation: 117
- Approved Courtesy Riders: 2 (alternate stops)
- Vehicles Servicing the School: 3
 - Full Size: 3
 - Accessible / Special Needs : 0
- All Buses Shared with Wyoming

*Data from January 18, 2016

South Plympton Routes Visual



South Plympton Service Metrics

Students		Morning Ride (Minutes)			Afternoon Ride (Minutes)		
% Eligible	% Not Eligible	Minimum	Maximum	Average	Minimum	Maximum	Average
100%	0%	2	64	16.51	2	41	11.71

*Data from December 7, 2015



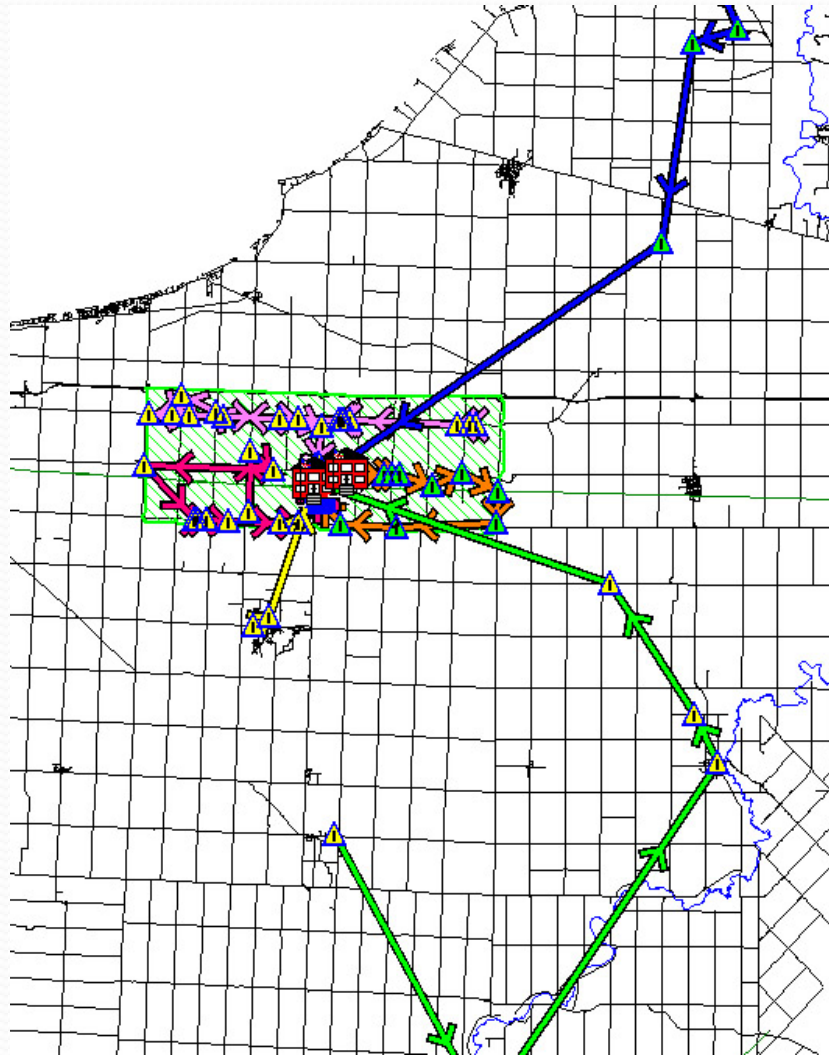
Wyoming

Wyoming Overview

- Current Students: 132
- Eligible for transportation: 48
- Approved Courtesy Riders: 20
- Total Vehicles Servicing the School: 6
 - Full Size Bus: 3
 - Accessible / Special Needs Bus: 2
 - School Purpose Van: 1

*Data from January 18, 2016

Wyoming Routes Visual



Wyoming Service Metrics

Students		Morning Ride (Minutes)			Afternoon Ride (Minutes)		
% Eligible	% Not Eligible	Minimum	Maximum	Average	Minimum	Maximum	Average
37.9%	62.1%	4	61	24.28	13	60	33.62

*Data from December 7, 2015



Consolidated South Plympton & Wyoming

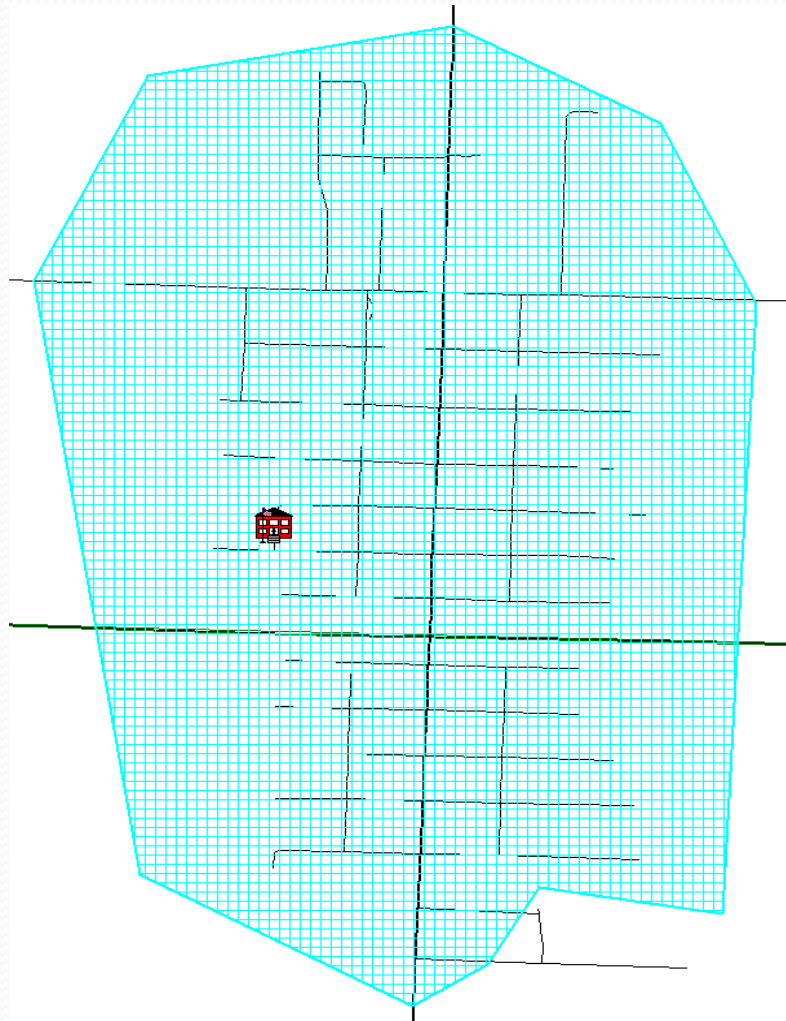
Consolidated Overview

- Current Students: 249
- Eligible for transportation: 148

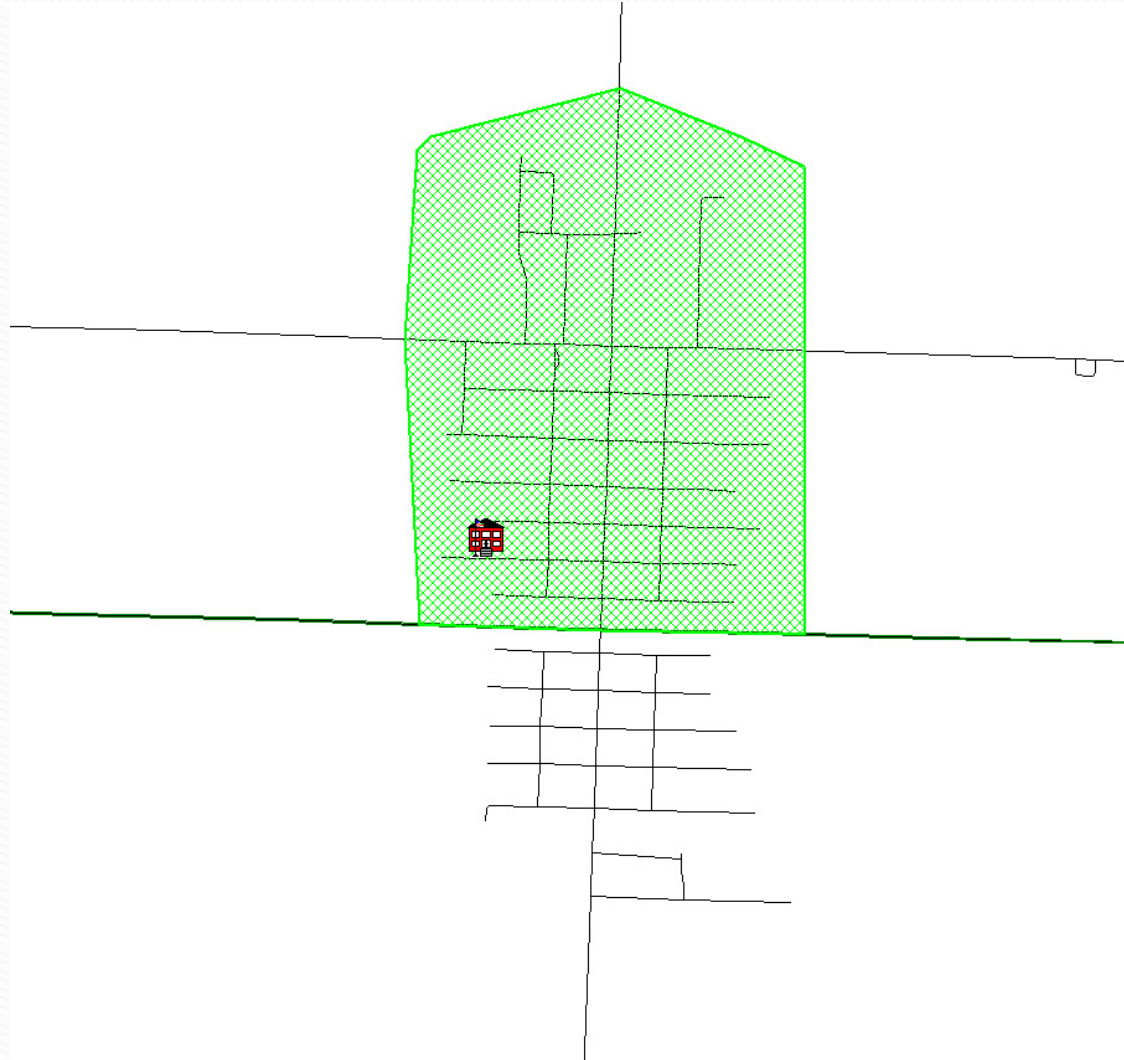
	Currently Eligible	Eligible to Consolidated School	Variance
South Plympton	117	68	-49
Wyoming	48	80	+32
Total Riders	165	148	-17

*Data from January 18, 2016

Current Wyoming Walk Boundary



Consolidated Walk Boundary



Thank You

Kent Orr
General Manager

877.330.4287
kent.orr@cklass.ca

www.cklass.ca

www.schoolbusinfo.com

www.communityuseofschools.ca