

SCHOOL INFORMATION PROFILE

Name of School: *St. Clair Secondary School*

Updated: March 31, 2016

Page 1

Facility Profile

- Site plan and floor plan(s) (or space template) of the school with the date of school construction and any subsequent additions.

Site plan and floor plans are attached.

Date of construction and subsequent additions: 1961/1962, 1968, 1972, 1982, 1990, 2002, 2007

- School attendance area (boundary) map

Map is attached.

- Context map (or air photo) of the school indicating the existing land uses surrounding the school.

Map is attached.

- Planning map of the school with zoning, Official Plan or secondary plan land use designations.

Map is attached.

Legal Description: 2008-Plan 13 BLK CEPT Lot 2 W PT Lot 3

- Size of the school site (acres or hectares)

7.56 HA

18.68076 Acres

- Building area (square feet or square metres).

14,049 sq.m.

151,277 sq.ft.

- Number of portable classrooms.

0

SCHOOL INFORMATION PROFILE

Name of School: *St. Clair Secondary School*

Updated: March 31, 2016

Page 2

○	<p>Number and type of instructional rooms as well as specialized classroom teaching spaces (e.g., science lab, tech shop, gymnasium, etc.).</p> <p>3 science labs (2 stand-alone labs; 1 science lab/classroom), a greenhouse, a library, a cafeteria (627 non-fixed seating; 495 non-fixed seating with tables), a track shed, a 2 vehicle garage, and 56 classrooms including</p> <ul style="list-style-type: none"> • a grade nine integrated technologies room • a construction technology room • a transportation technology room • a green industries room • 2 art rooms • 2 music rooms • a weight room • a double gymnasium • a single gymnasium • a foods lab • a fashion lab • an alternative learning and life skills program (ALLP) room • First Nations support room • currently ten shuttered classrooms
○	<p>Area of hard surfaced outdoor play area and/or green space, the number of play fields, and the presence of outdoor facilities (e.g., tracks, courts for basketball, tennis, etc.).</p> <p>Irrigated vegetable and herb garden Wooded and naturalized area 6 lane track (requires rubberized top layer) Long jump, triple jump pits Discus and shot put cage Irrigated Football/soccer field Secondary soccer field</p>
○	<p>Ten-year history of major facility improvements (item and cost).</p> <p>2006 – Service Upgrades (Electrical, Lighting, PA System) and Partial Roof Replacement \$643,384 2006 – Asphalt Replacement North Driveway \$91,310 2009 – Boiler Replacement and Building Automation System Upgrade \$587,684 2011 – Partial Roof Replacement \$279,740 2011 – Lighting Upgrade – Gyms \$15,421 2012 – Partial Window Replacement and Wall Cladding \$31,466 2015 – Lead Abatement in Rifle Range \$37,012</p>
○	<p>Projected five-year facility renewal needs of school (item and cost).</p> <p>Attached</p>

SCHOOL INFORMATION PROFILE

Name of School: *St. Clair Secondary School*

Updated: March 31, 2016

Page 3

- Current Facility Condition Index (FCI) with a definition of what the index represents.

FCI: 40.64%

Total cost of facility work (2015-2024): \$13 569 585

Facility replacement value: \$32 899 870

Substructure and shell: \$1 283 839

Interiors: \$2 756 395

Services: \$7 348 842

Special construction and site work: \$1 980 509

Student Distance to school

Distance (KMs)		
Minimum	Maximum	Average
0.18	49.64	5.29

- Student eligibility Percentage with morning and afternoon ride times

Students		Morning Ride (Minutes)			Afternoon Ride (Minutes)		
Percent Eligible	Percent Not Bused	Minimum	Maximum	Average	Minimum	Maximum	Average
20.6%	79.4%	5	62	24.54	3	60	25.47

- School utility costs (totals, per square foot, and per student).

Total 2015 Utility Cost is \$184,358

- Number of parking spaces on site at the school, an assessment of the adequacy of parking, and bus/car access and egress.

110 parking spaces (**original number based on parking map that did not include all available spaces**).

216 counted parking spaces, including six designated as accessible parking.

South parking lot will need to be repaved.

Semi-circle in front of school could hold 10 buses. Buses could also pick up and drop off in the south parking lot.

- Measures that the school board has identified and/or addressed for accessibility of the school for students, staff, and the public with disabilities (i.e., barrier-free).

The elevator is currently out of service and will require \$80 000 to repair. Its location at the opposite end of the school relative to the front entrance makes it an inconvenient location.

All areas of the building are barrier free. The only automatic door is the front external door.

There are male and female accessible washrooms.

One all gender, multi-stalled washroom.

SCHOOL INFORMATION PROFILE

Name of School: *St. Clair Secondary School*

Updated: March 31, 2016

Page 4

- On-the-ground (OTG) capacity, and surplus/shortage of pupil places

On-the-ground (OTG) capacity: 1197

October 31, 2015 enrolment: 566.75

Capacity utilization: 47.3%

SCHOOL INFORMATION PROFILE

Name of School: *St. Clair Secondary School*

Updated: March 31, 2016

Page 5

Instructional Profile

- o Describe the number and type of teaching staff, non-teaching staff, support staff, itinerant staff, and administrative staff at the school.

St. Clair staff

40 (or 37.83 FTE) teaching staff
 1 principal and 1 vice-principal
 1 office supervisor, 1 12 month clerk, 1 10 month clerk
 1 library supervisor and 1 half-time library clerk
 8 (or 7.5 FTE) custodians

Non-LKDSB staff

First nations cultural worker
 2 cafeteria workers
 PACE social services worker
 PE administrative assistant

LKDSB staff at St. Clair

Information technology technologist
 ESL teacher
 2 building services supervisors
 Attendance officer

- o Describe the course and program offerings at the school.

Grade 9-12, academic/applied, university/college/workplace preparation
 eLearning and blended learning
 Visual arts, instrumental (brass/wood wind) music, vocal music, drama
 Foods, fashion
 Technology: communication, computer engineering, construction, design, horticulture, transportation
 Specialist high skill majors: construction, horticulture, transportation
 Alternate Learning and Life Skills Program (ALLP)
 PEOPLE Program
 Ojibwe language and Native studies
 Special Education – Learning Resource Program
 Student Success

SCHOOL INFORMATION PROFILE

Name of School: *St. Clair Secondary School*

Updated: March 31, 2016

Page 6

<p>○ Describe the specialized service offerings at the school (e.g., cooperative placements, guidance counseling, etc.).</p> <p>Guidance counseling Co-operative education Ontario Youth Apprenticeship Program (OYAP) Dual Credits through Lambton College and St. Clair College Breakfast program PACE social services Psychology services Sexual health services</p>
<p>○ Current grade configuration of the school (e.g., junior kindergarten to Grade 6, junior kindergarten to Grade 12, etc.).</p> <p>Grade 9-12</p>
<p>○ Current grade organization of the school (e.g., number of combined grades, etc.).</p> <p>Some courses are combined. For example: grade 11 and 12 construction. There are currently 36 combined courses.</p>
<p>○ Number of out of area students.</p> <p>106</p>
<p>○ Utilization factor/classroom usage.</p> <p>Capacity utilization: 47.3% 10 classrooms have been taken out of service</p>
<p>○ Summary of five previous years' enrolment and 10-year enrolment projection by grade and program.</p> <p>Enrolment history and projections are attached.</p>

SCHOOL INFORMATION PROFILE

Name of School: *St. Clair Secondary School*

Updated: March 31, 2016

Page 7

○ Current extracurricular activities.

School Clubs

- Art Club
- Book Club
- Concert Band, Jazz Band
- Colt Crew (school athletic spirit)
- Concert Choir, Etcetera (auditioned vocal group)
- CORE (Christian faith based group)
- Equity and Inclusion
- Intramurals (lunch time athletics)
- Key Club (student service club)
- Student Parliament (student leadership)

School Athletics

- Badminton
- Basketball
- Baseball
- Cross Country
- Football
- Golf
- Rugby
- Soccer
- Tennis
- Track and Field
- Volleyball
- Wrestling

School Events

- Senior geography camping trip to the Bruce Peninsula
- Ski trip to Vermont, U.S.
- Europe trip
- Music trip to major U.S. city
- Math competitions
- Music nights
- Annual musical
- Awards night and graduation
- St. Clair Idol
- School dances including prom

○

SCHOOL INFORMATION PROFILE

Name of School: *St. Clair Secondary School*

Updated: March 31, 2016

Page 8

Other School Use Profile

- Current non-school programs or services resident at or co-located with the school as well as any revenue from these non-school programs or services and whether or not it is at full cost recovery.

None

- Current facility partnerships as well as any revenue from the facility partnerships and whether or not it is at full cost recovery.

None

- Community use of the school as well as any revenue from the community use of the school and whether or not it is at full cost recovery.

- The tables below contain 2015-16 data as at January 11, 2016 from the CLASS school rental booking software. Data is a combination of historical data and projected data as follows:

September 1st 2015 – January 10th 2016 - historical data

January 11th 2016 – June 30th 2016 - projections based on current permits in the system.

PROJECTED SEPTEMBER 2015-JUNE 2016 SCHOOL RENTAL PERMITTED HOURS	
Auditorium	N/A
Cafeteria	0
Classroom	56
Gymnasium – Double	98
Gymnasium – Single	75
Hallways (walking groups)	60
TOTAL PERMITTED HOURS	289

PROJECTED SEPTEMBER 2015-JUNE 2016 SCHOOL RENTAL REVENUE	
Paid by rental groups	\$40.00
Covered by the CUS grant	\$4,845
TOTAL REVENUE	\$4,885

**Rental fees and custodial service charges were established based on cost recovery*

COMMUNITY USE OVERVIEW:

Hallways used for a walking program. Two adult volleyball groups use the gymnasium. A senior group uses one classroom for meetings.

SCHOOL INFORMATION PROFILE

Name of School: *St. Clair Secondary School*

Updated: March 31, 2016

Page 9

Community basketball and volleyball organizations use the gymnasium.

- Availability of before and after school programs or services (e.g., child care) as well as any revenue from the before and after school programs and whether or not it is at full cost recovery.

None

- Lease terms at the school as well as any revenue from the lease and whether or not it is at full cost recovery.

None

- Description of the school's suitability for facility partnerships.

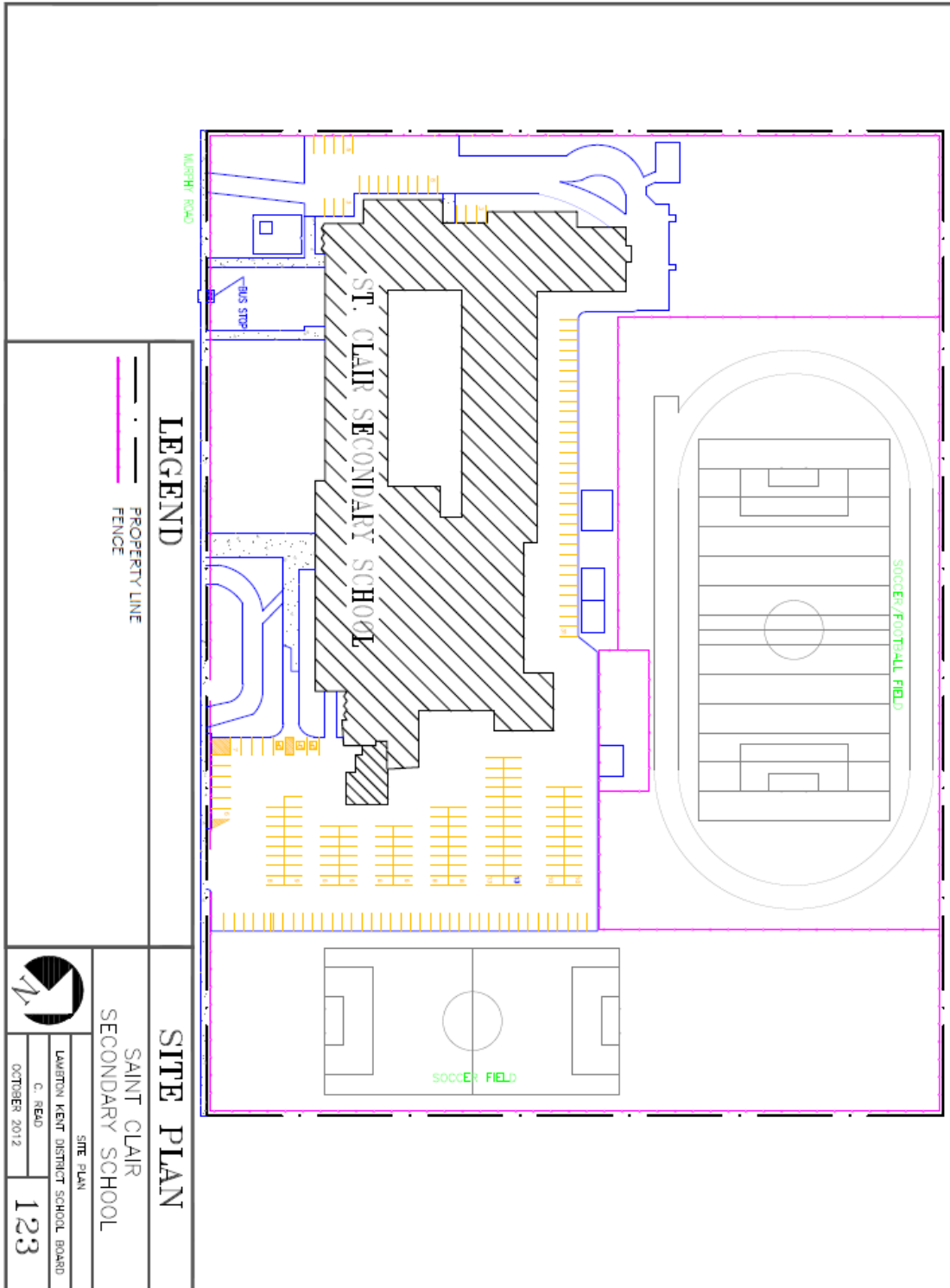
There are ten classrooms that have been taken out of service that could be used for facility partnerships. No interest has been expressed.

SCHOOL INFORMATION PROFILE

Name of School: *St. Clair Secondary School*

Updated: March 31, 2016

Page 10

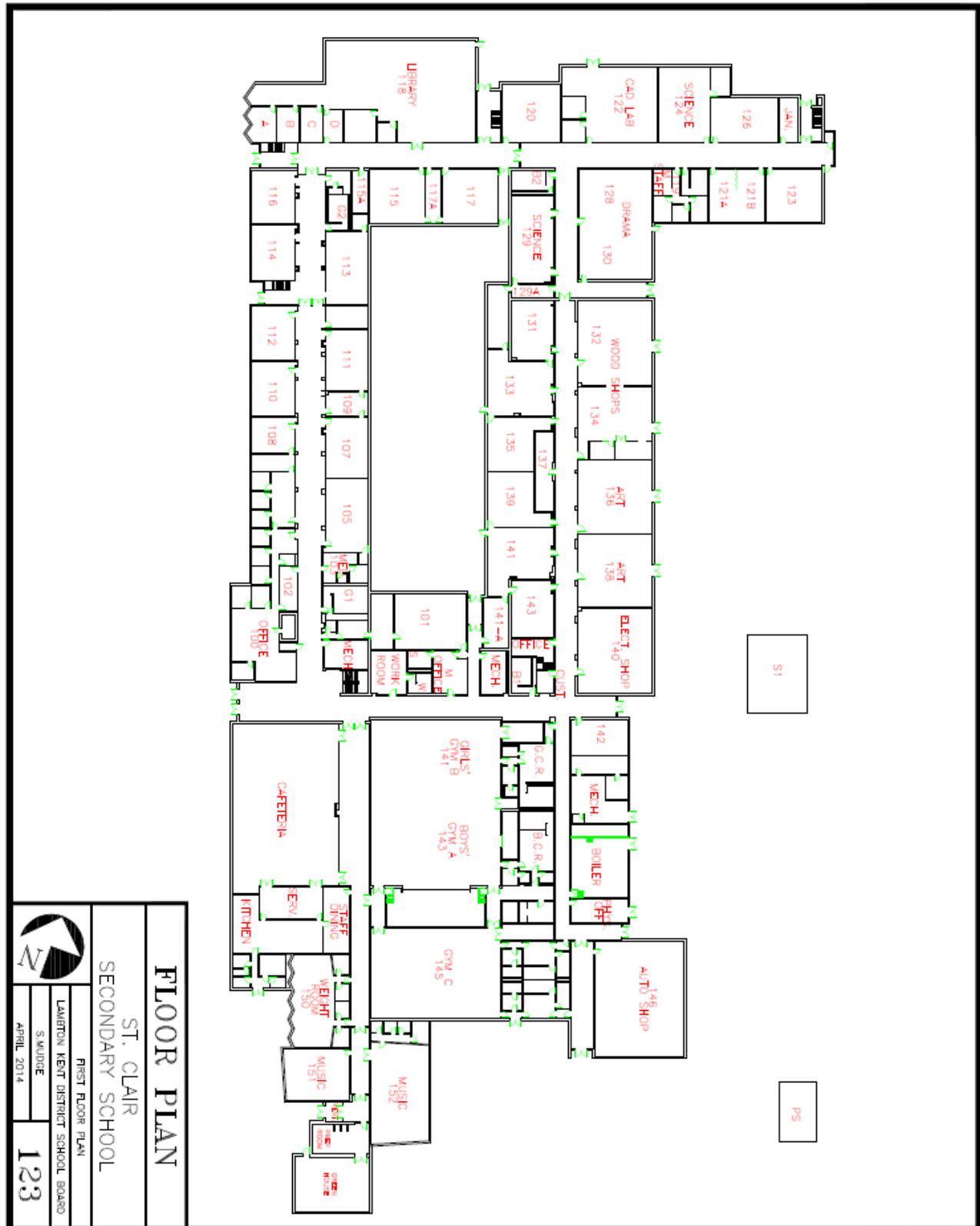


SCHOOL INFORMATION PROFILE

Name of School: *St. Clair Secondary School*

Updated: **March 31, 2016**

Page 11

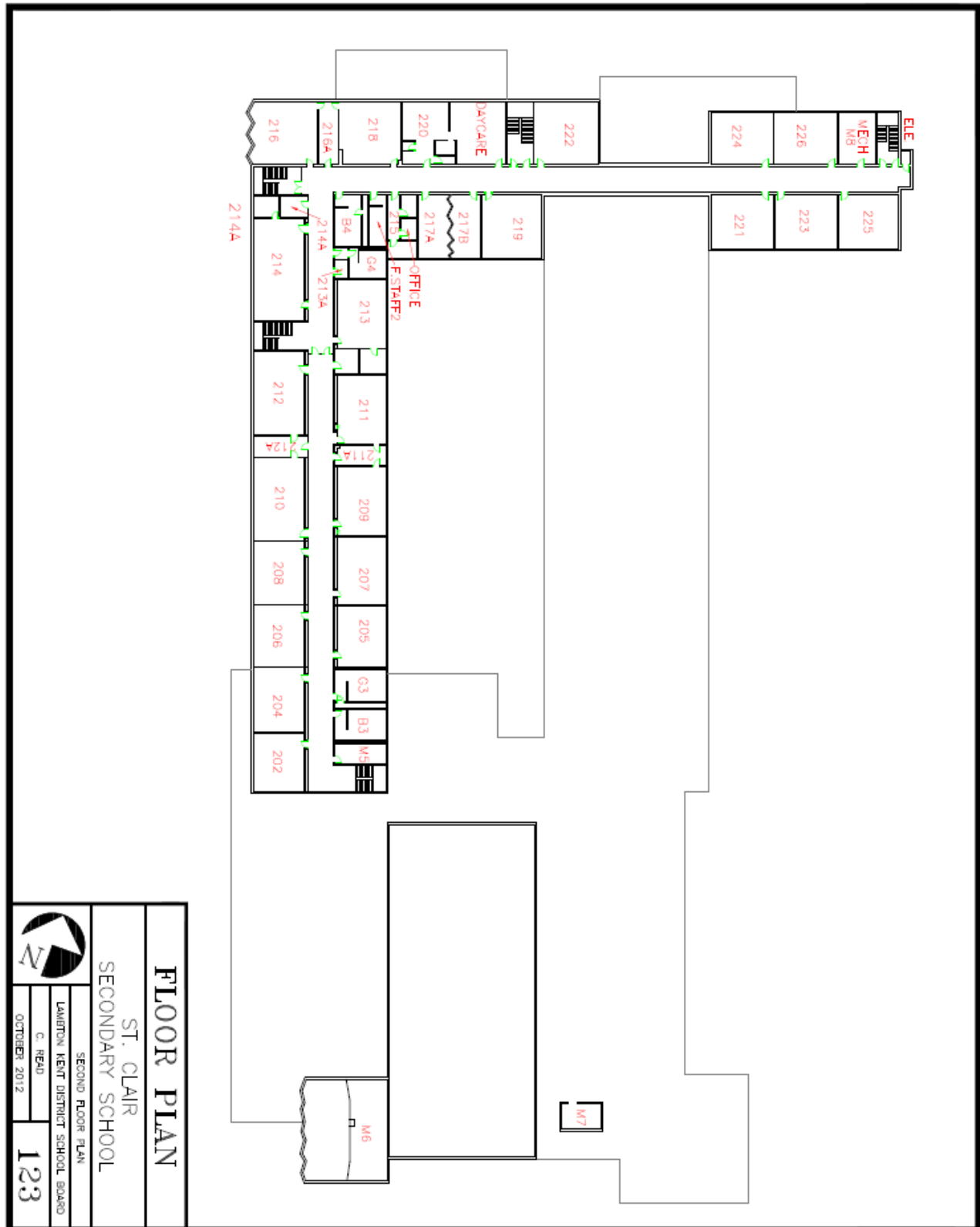


SCHOOL INFORMATION PROFILE

Name of School: *St. Clair Secondary School*

Updated: March 31, 2016

Page 12



SCHOOL INFORMATION PROFILE

Name of School: *St. Clair Secondary School*

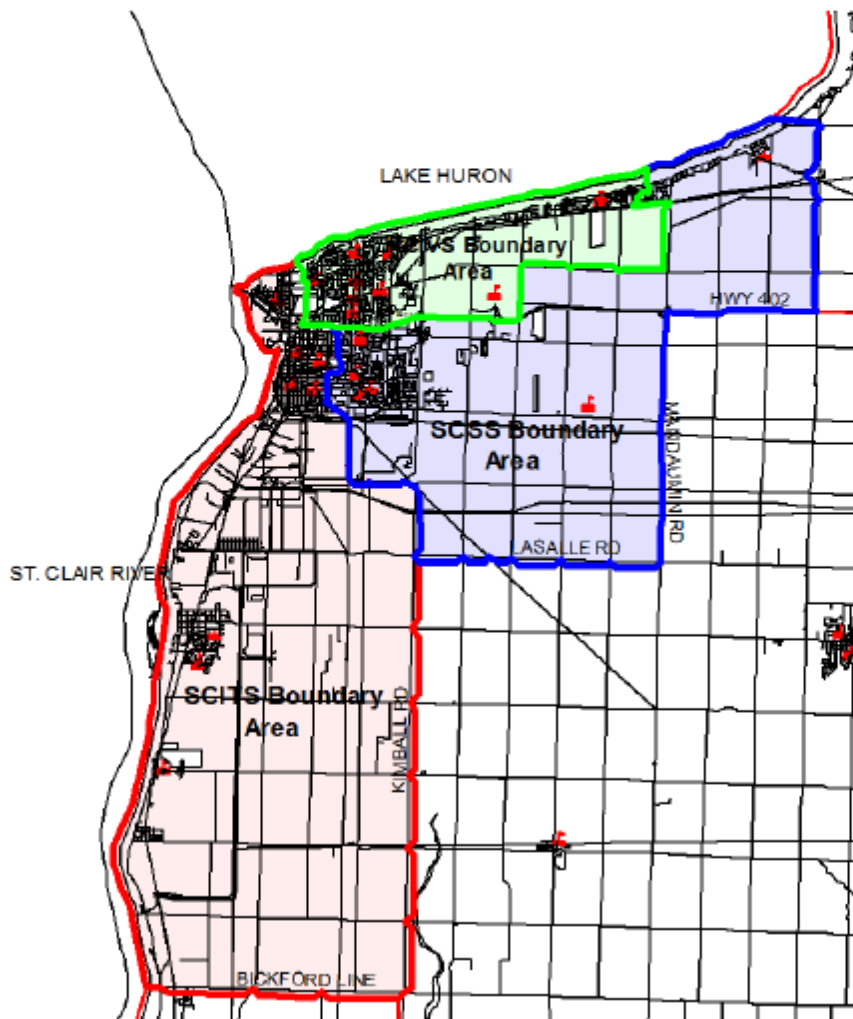
Updated: March 31, 2016

Page 13

Existing School Boundary Areas for:
Sarnia Collegiate Institute & Technical School (SCITS); St. Clair Secondary School (SCSS); Northern Collegiate Institute & Vocational School (NCIVS).

Existing School Boundary Areas for:

- Sarnia Collegiate Institute & Technical School (SCITS);
- St. Clair Secondary School (SCSS);
- Northern Collegiate Institute & Vocational School (NCIVS)



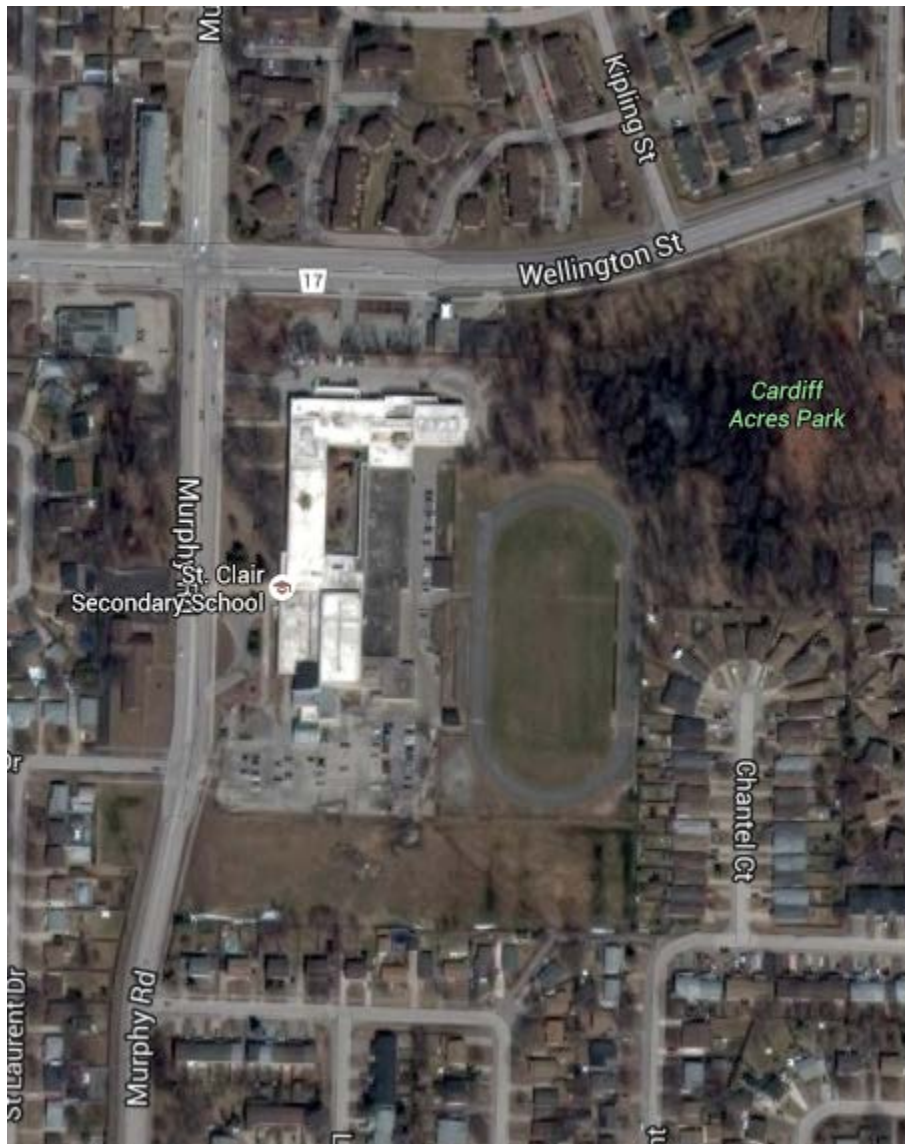
SCHOOL INFORMATION PROFILE

Name of School: *St. Clair Secondary School*

Updated: **March 31, 2016**

Page 14

Context Map, courtesy of Google



SCHOOL INFORMATION PROFILE

Name of School: *St. Clair Secondary School*

Updated: March 31, 2016

Page 15

Enrolment History and Projections

5 Year Enrolment History

Grade	2010	2011	2012	2013	2014
9	175	164	138	153	121
10	169	179	182	135	143
11	160	163	200	180	132
12	331	246	232	245	252
ALLP	19	10	10	7	4
Total	854	762	762	720	652

Enrolment Actual – October 31, 2015

Year	9	10	11	12	ALLP	Total
2015	115	122	145	185	6	573

10 Year Enrolment Projections

Grade	2016	2017	2018	2019	2020	2021	2022	2023	2024	2025
9	137	119	131	116	133	124	123	130	111	118
10	138	136	119	131	116	132	124	122	129	111
11	118	136	134	117	128	114	129	122	120	127
12	196	170	191	190	168	182	165	184	174	173
ALLP	4	4	4	4	4	4	4	4	4	4
Total	593	565	579	558	549	556	545	562	538	533

SCHOOL INFORMATION PROFILE

Name of School: *St. Clair Secondary School*

Updated: March 31, 2016

Page 16



SCHOOL INFORMATION PROFILE

Name of School: *St. Clair Secondary School*

Updated: March 31, 2016

Page 17

Updated from the information presented at the ARC Working Meeting #2 March 21, 2016.

St. Clair Renewal by Discipline

	2015	2016	2017	2018	2019	Total
B SHELL	\$1,202,718	\$0	\$10,400	\$0	\$0	\$1,213,118
C INTERIORS	\$2,285,275	\$309,920	\$0	\$0	\$0	\$2,595,195
D SERVICES	\$6,841,335	\$446,321	\$0	\$0	\$0	\$7,287,656
E EQUIPMENT & FURNISHINGS	\$60,632	\$0	\$0	\$0	\$0	\$60,632
F SPECIAL CONSTRUCTION & DEMOLITION	\$0	\$0	\$0	\$0	\$0	\$0
G BUILDING SITEWORK	\$1,843,077	\$46,800	\$0	\$0	\$0	\$1,889,877
Total	\$12,233,038	\$803,041	\$10,400	\$0	\$0	\$13,046,479