





Lambton Kent
District School Board
Student Achievement ✓ *Community Success*

Ridgetown Family of Schools Pupil Accommodation Review

November 23, 2009



Welcome and Introduction of Members



Board Policy P-AD-106-09

“It is the policy of the Lambton Kent District School Board to operate and maintain its schools as effectively and efficiently as possible to support student achievement while exploring all opportunities to enhance the learning environment.”



Establishment of Accommodation Review Committee (ARC)

The Accommodation Review Committee (ARC) membership includes the following from each school:


- a parent**
- a school administrator**
- a community representative**
- a municipal partner representative**
- a First Nations representative if appropriate**
- the Board's Planning and Reporting Officer**

The Director or designated Superintendent facilitates and chairs ARC meetings. Trustees will attend as observers.




Role of the Accommodation Review Committee

The Accommodation Review Committee (ARC) analyzes School Information Profiles, considers alternatives and makes recommendations that meet the educational and accommodation objectives of the Lambton Kent District School Board. Throughout the process the ARC consults with community members and provides opportunity for input into the analysis.




**SCHOOL
INFORMATION
PROFILES**



School Information Profile

The ARC and the public will be informed about all schools under review based on their value to the students, the school board, the community and the local economy to ensure that the ARC is positioned to make accommodation recommendations to the board based on a full understanding of the schools and their relationship to their local communities.



Reference Criteria

The following information will be made available:

Programs offered (Regular, French Immersion, Special Education, Native Second Language)

Age and condition of facility

School size (facility, green space, gymnasium)

Ministry rated enrolment capacity

Enrolment (current, past and future projections)

Grade configuration

Staffing

Transportation (%of students bussed, out of boundary students, time and distance for bussed students)


Community partnerships

First Nations partnerships

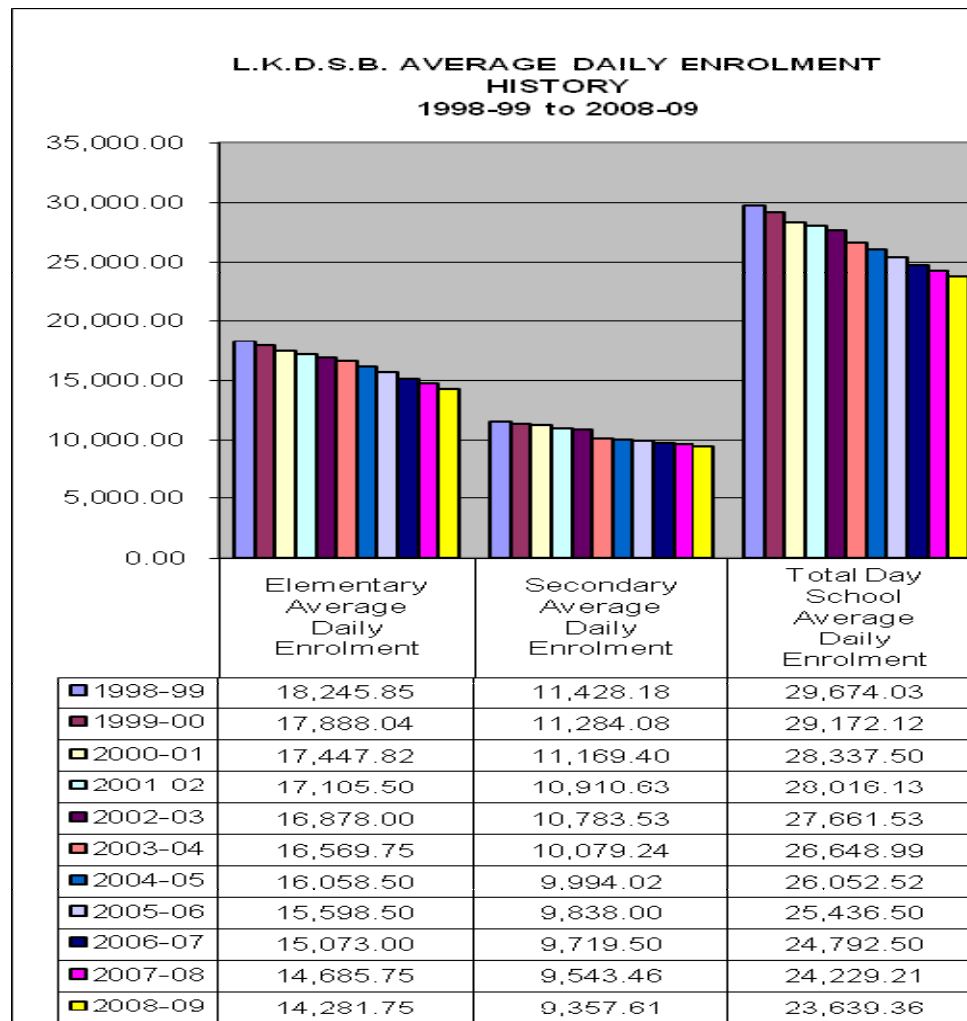
Demographics for area




DEMOGRAPHIC TRENDS OF THE LAMBTON KENT DISTRICT SCHOOL BOARD



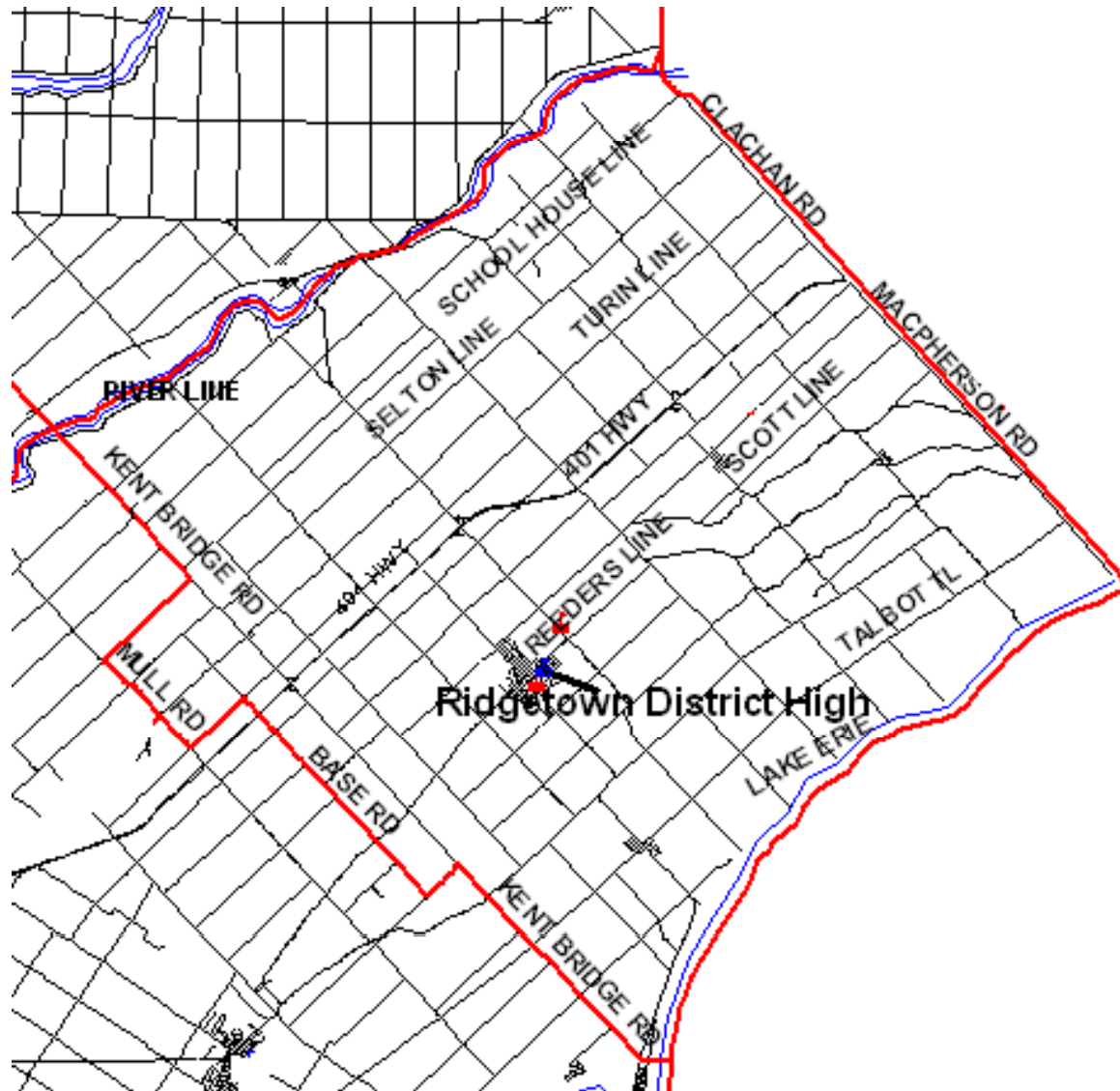
L.K.D.S.B. AVERAGE DAILY ENROLMENT HISTORY 1998-99 to 2008-09





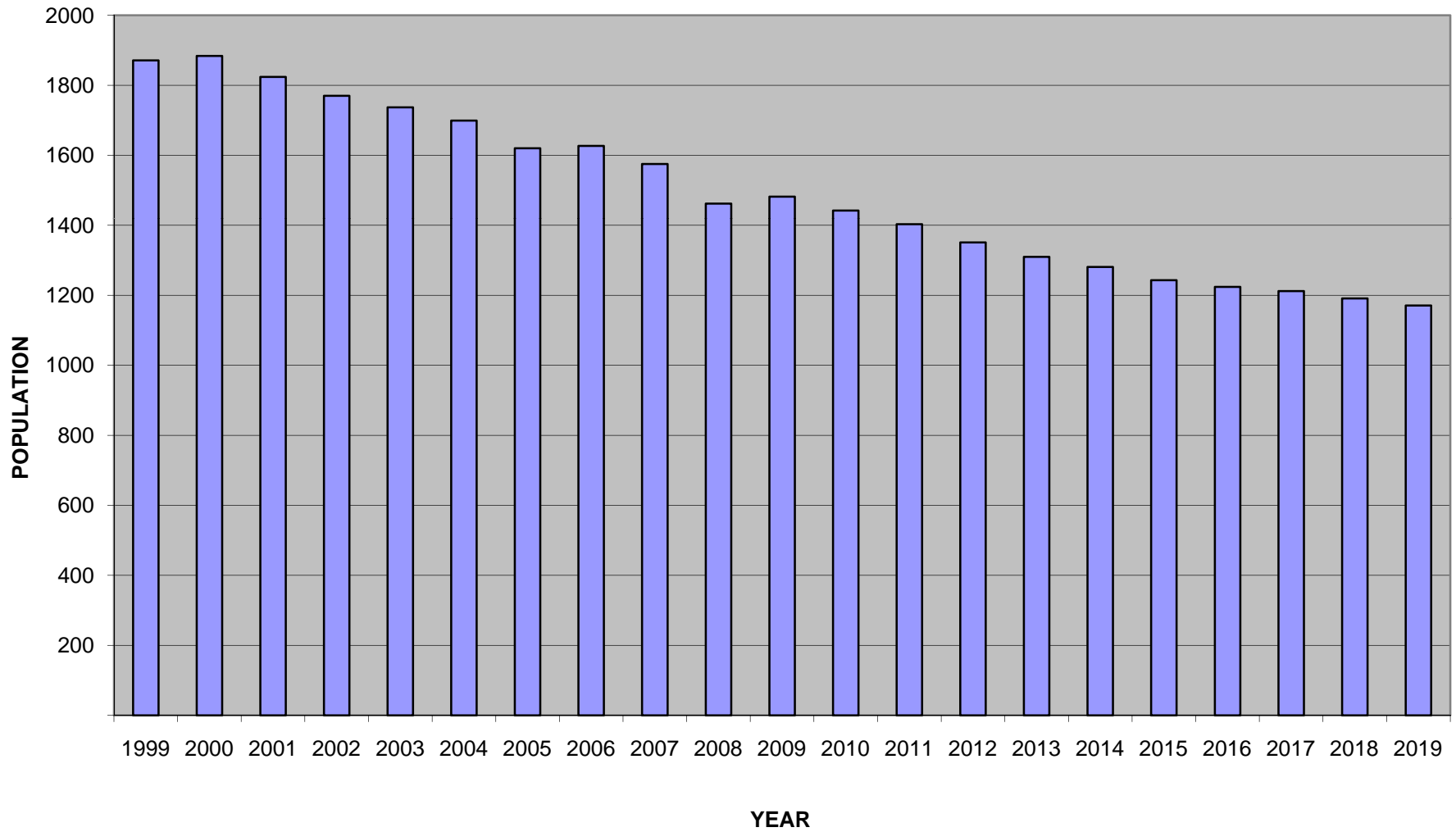
DEMOGRAPHIC TRENDS OF THE RIDGETOWN FAMILY OF SCHOOLS


R.D.H.S. AREA CATCHMENT MAP





HISTORY AND PROJECTION OF CHILDREN LIVING IN THE RIDGETOWN D.H.S. CATCHMENT AREA - AGES 1 TO 18





ENROLMENT HISTORY AND PROJECTIONS

RIDGETOWN D.H.S.

	Oct. 2004	Oct. 2005	Oct. 2006	Oct. 2007	Oct. 2008	Oct. 2009	Proj. 2010	Proj. 2011	Proj. 2012	Proj. 2013	Proj. 2014
609											
Gr. 9	70	88	69	70	79	50	60	70	56	48	57
Gr. 10	57	76	87	75	72	77	53	62	73	58	48
Gr. 11	69	56	73	80	73	70	76	51	60	70	56
Gr. 12	87	93	77	81	100	99	91	96	68	77	87
SPEC.											
Totals	283	313	306	306	324	296	280	279	257	253	248
F.T.E.	280.25	304.25	291.75	302.89	319.03	296.00	278.50	278.00	257.00	252.50	248.00
%Full	46.02%	49.96%	47.91%	49.74%	52.39%	48.60%	45.73%	45.65%	42.20%	41.46%	40.72%

RIDGETOWN PUBLIC SCHOOL CATCHMENT MAP

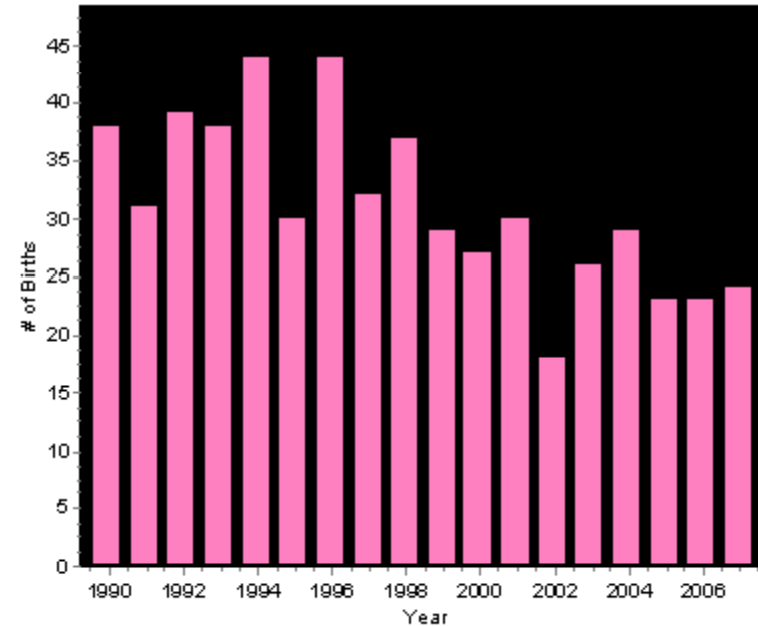


RIDGETOWN PUBLIC DEMOGRAPHICS

10 YEAR BIRTH RATE HISTORY

YEAR	BIRTHS	INCREASE/DECREASE
1997	32	
1998	37	5
1999	29	-8
2000	27	-2
2001	30	3
2002	18	-12
2003	26	8
2004	29	3
2005	23	-6
2006	23	0
2007	24	1

Births: Ridgetown Public School (gr jk-8)



Change in School Age Population Last Year

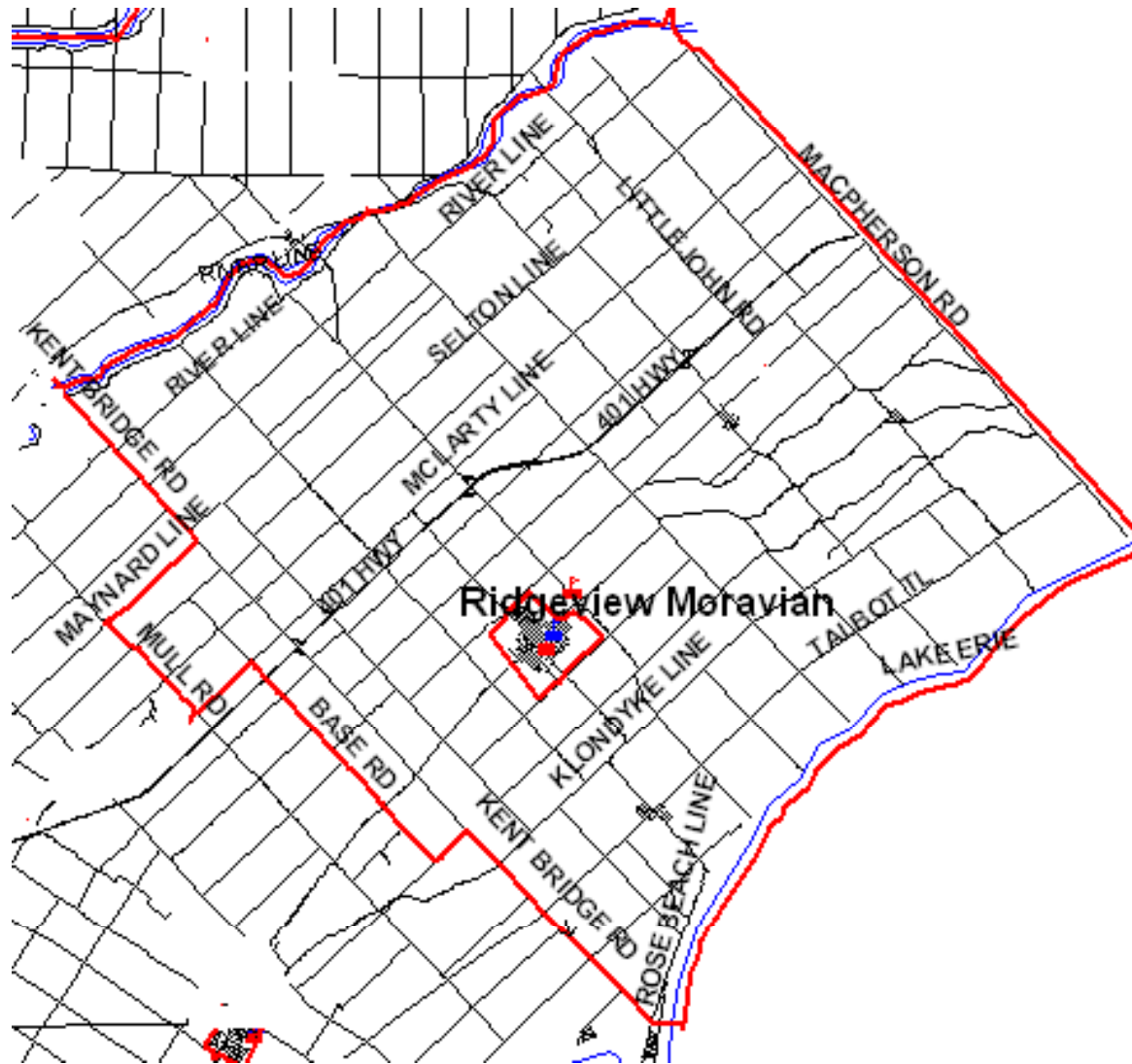
	Age 1 to 4	Age 5 to 8	Age 9 to 12	Age 13 to 16	Total Pop. Change (%)
Ridgetown Public	-4.5%	5.4%	-6.8%	-2.9%	-2.6%

ENROLMENT HISTORY AND PROJECTIONS

RIDGETOWN PUBLIC

256	Oct. 2004	Oct. 2005	Oct. 2006	Oct. 2007	Oct. 2008	Oct. 2009	Proj. 2010	Proj. 2011	Proj. 2012	Proj. 2013	Proj. 2014
JK	20	20	13	18	16	11	16	12	14	13	14
SK	16	24	22	15	17	16	11	18	13	16	15
GR.1	19	16	20	25	12	15	17	13	18	14	16
GR.2	29	18	14	24	31	11	14	18	13	18	14
GR.3	18	32	16	13	17	29	11	13	18	13	18
GR.4	12	19	34	18	13	13	29	10	13	17	13
GR.5	34	12	19	32	18	13	13	29	10	13	17
GR.6	21	36	14	21	32	16	12	12	29	11	13
GR.7	25	21	35	15	18	28	16	13	12	29	11
GR.8	31	24	23	34	17	19	28	16	13	12	28
SPEC.											
Totals	225	222	210	215	191	171	167	154	153	156	159
F.T.E.	207.00	200.00	192.50	198.50	174.50	157.50	153.50	139.00	139.50	141.50	144.50
%Full	77.38%	74.77%	71.96%	74.21%	68.16%	61.52%	59.96%	54.30%	54.49%	55.27%	56.45%

RIDGEVIEW MORAVIAN CATCHMENT MAP

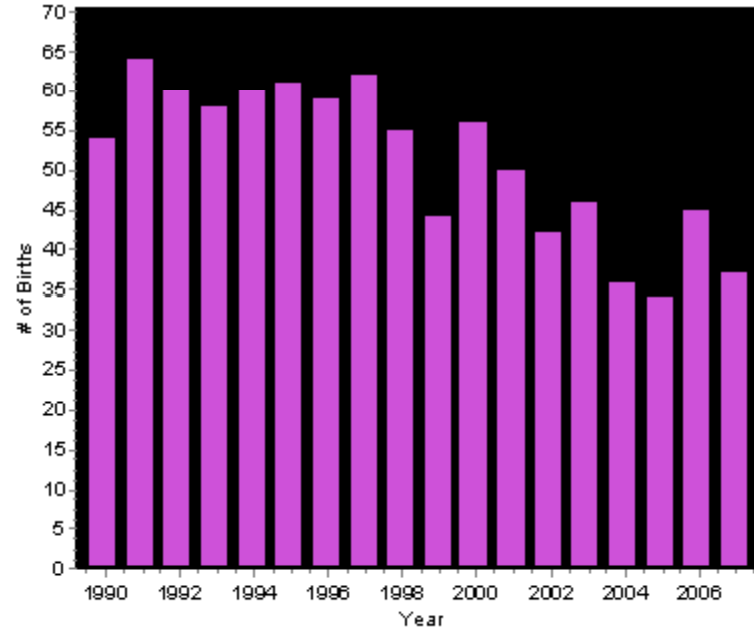


RIDGEVIEW MORAVIAN DEMOGRAPHICS

10 YEAR BIRTH RATE HISTORY

YEAR	BIRTHS	INCREASE/DECREASE
1997	62	
1998	55	-7
1999	44	-11
2000	56	12
2001	50	-6
2002	42	-8
2003	46	4
2004	36	-10
2005	34	-2
2006	45	11
2007	37	-8

Births: Ridgeview-Moravian Public School (gr jk-8)



Change in School Age Population Last Year

	Age 1 to 4	Age 5 to 8	Age 9 to 12	Age 13 to 16	Total Pop. Change (%)
Ridgeview Moravian	-0.6 %	-9.0%	-11.4%	2.3%	-4.7%

ENROLMENT HISTORY AND PROJECTIONS

RIDGEVIEW MORAVIAN

363	Oct. 2004	Oct. 2005	Oct. 2006	Oct. 2007	Oct. 2008	Oct. 2009	Proj. 2010	Proj. 2011	Proj. 2012	Proj. 2013	Proj. 2013
JK	18	18	18	13	17	8	18	15	15	16	16
SK	26	21	26	19	14	16	10	19	16	17	19
GR.1	27	41	32	35	29	19	25	18	29	24	27
GR.2	34	23	37	32	28	28	18	25	18	29	24
GR.3	42	35	22	35	36	25	29	19	25	17	29
GR.4	33	38	36	22	32	35	25	29	19	25	17
GR.5	34	38	38	36	21	32	35	26	29	19	25
GR.6	32	33	35	33	30	21	33	35	27	29	19
GR.7	44	31	36	35	31	31	21	32	34	27	28
GR.8	46	47	38	32	34	31	30	20	32	34	27
SPEC.	9	10	11	11	7	5	6	6	5	5	5
Totals	345	335	329	303	279	251	250	244	249	242	236
F.T.E.	323.00	315.50	307.00	287.00	263.50	239.00	236.00	227.00	233.50	225.50	218.50
%Full	81.36%	79.47%	77.33%	79.06%	72.59%	65.84%	65.01%	62.53%	64.33%	62.12%	60.19%



Communications

Board Website

www.lkdsb.net



Process for Public Input to ARC






Questions

- **From Committee Members**

- **From Public**





NEXT STEPS

DATES OF FUTURE MEETINGS

- **Timelines**



- **Proposed Locations**