

**PETROLIA AREA OF SCHOOLS
ACCOMMODATION REVIEW
COMMITTEE MEETING #2**

**FRENCH IMMERSION
INFORMATION**



Lambton Kent
District School Board
Student Achievement ✓ *Community Success*

January 7, 2010

French Immersion Boundary Information

School Areas of Students Attending French Immersion Programs

Hillcrest/Queen Elizabeth

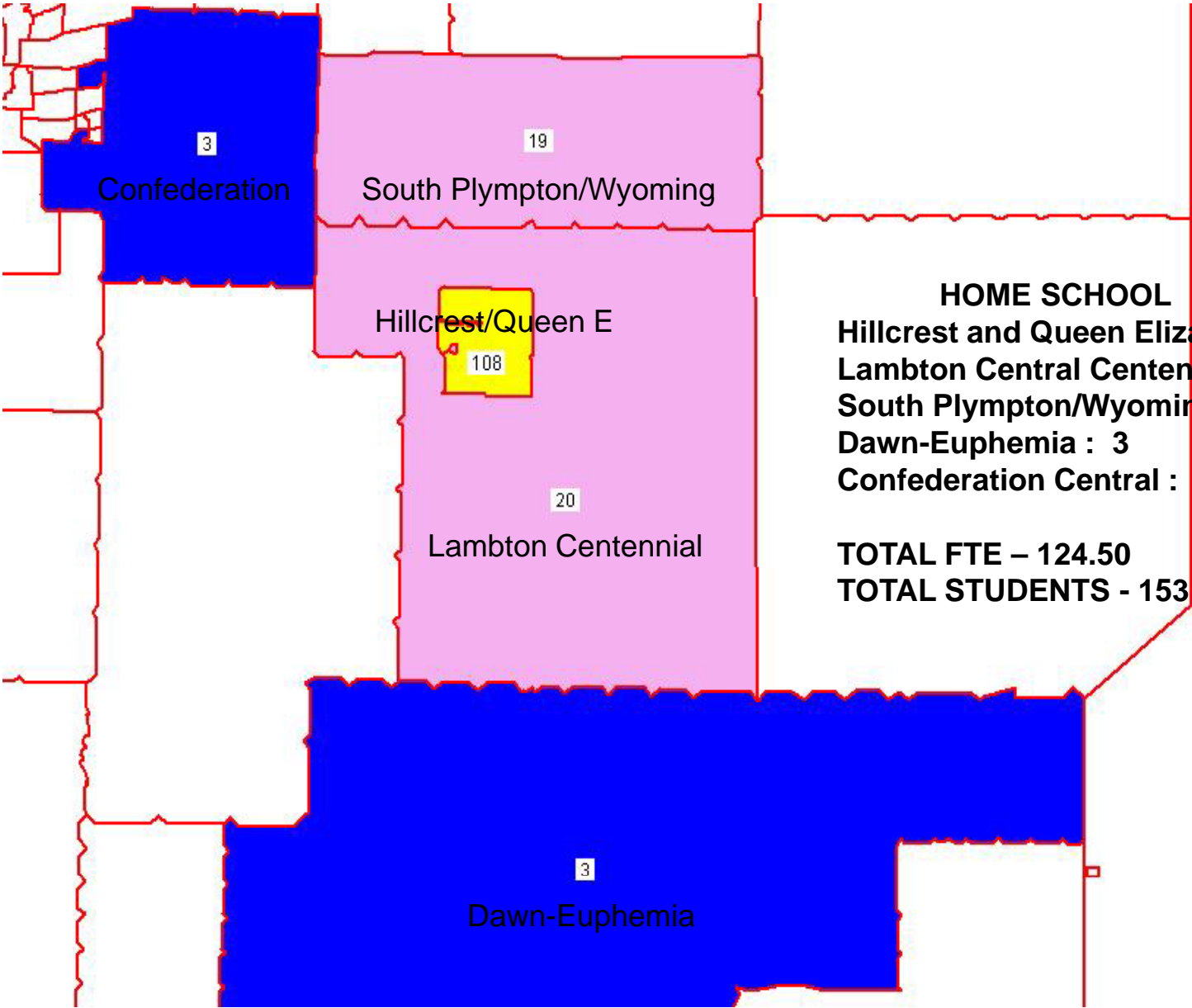
- Brigden
- Dawn Euphemia
(some students)
 - Hillcrest
- Lambton Centennial
- Queen Elizabeth II
- South Plympton
 - Wyoming

LCCVI

From Feeder Schools Offering FI Programs

- Brooke Central
- Hillcrest/Queen Elizabeth II
- Sir John Moore

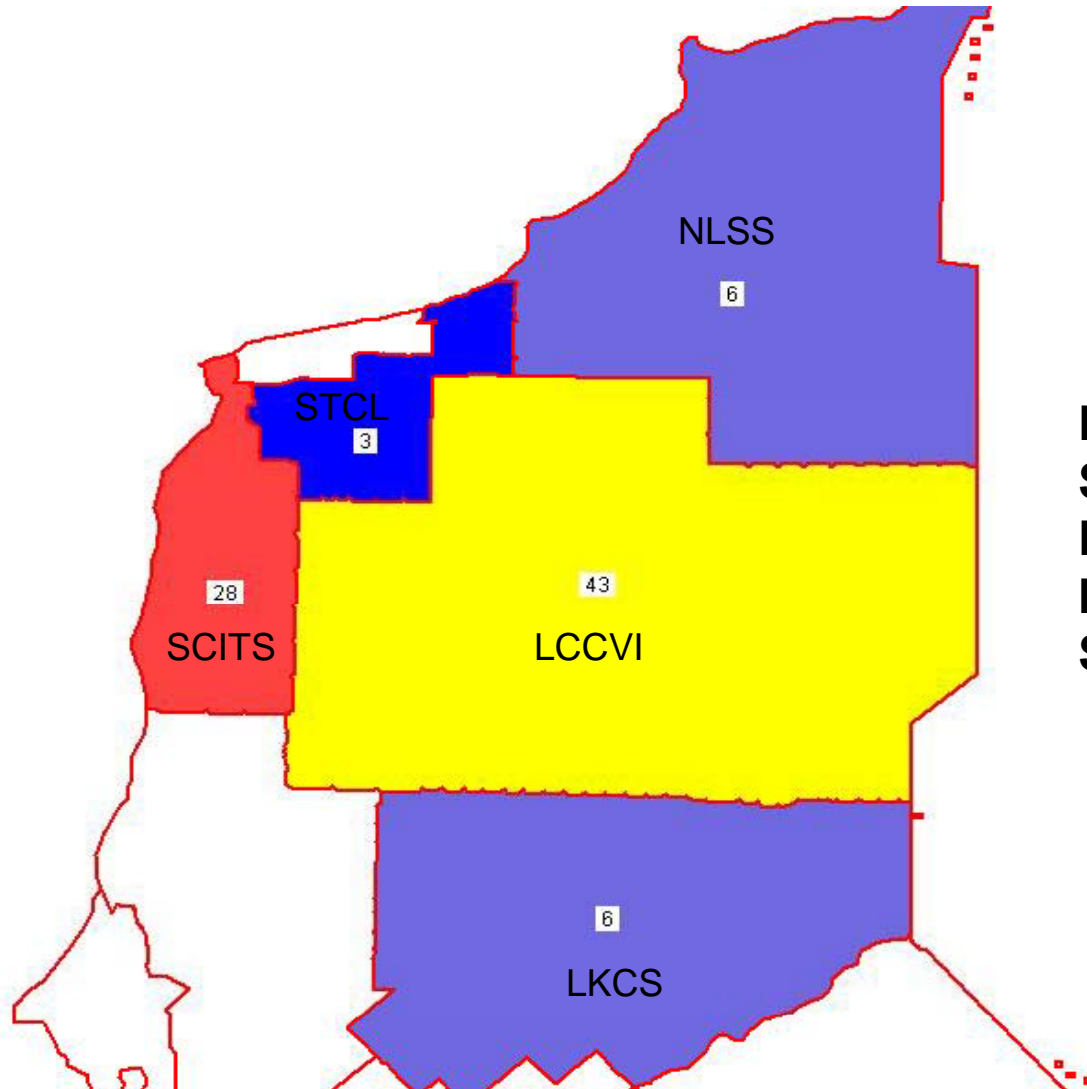
WHERE STUDENTS LIVE WHO ATTENDED FRENCH IMMERSION PROGRAM AT HILLCREST/QUEEN ELIZABETH II IN OCTOBER 2008



HOME SCHOOL
Hillcrest and Queen Elizabeth : 108
Lambton Central Centennial: 20
South Plympton/Wyoming : 19
Dawn-Euphemia : 3
Confederation Central : 3

TOTAL FTE – 124.50
TOTAL STUDENTS - 153

WHERE STUDENTS LIVE WHO ATTENDED FRENCH IMMERSION PROGRAM AT L.C.C.V.I. IN OCTOBER 2008



HOME SCHOOL

LCCVI: 43

Sarnia Collegiate ITS: 28

Lambton-Kent CS : 6

North Lambton S.S.: 6

St. Clair S.S.: 3

French Immersion Transportation

ELEMENTARY

- Transportation is provided up to 20 kilometres.

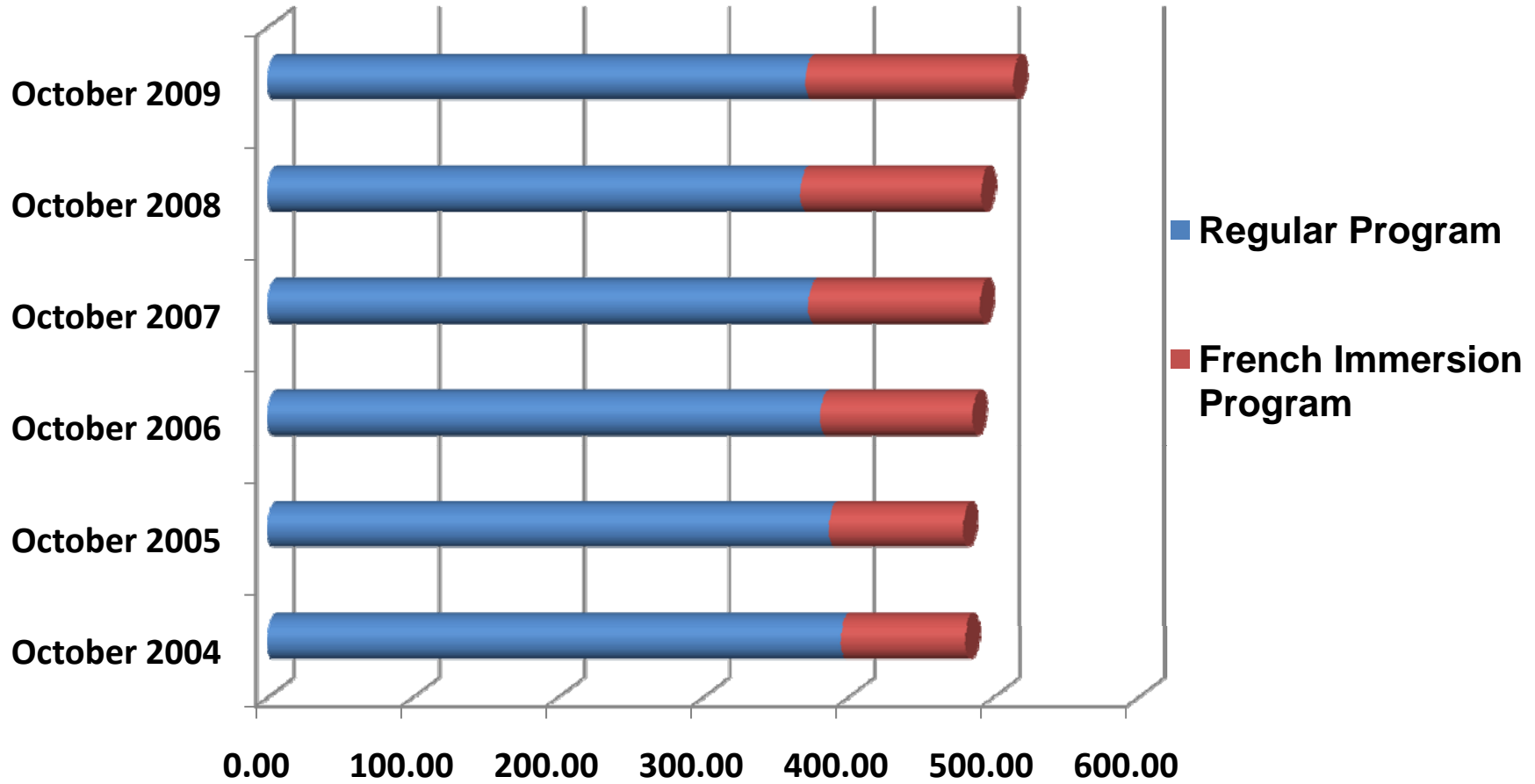


SECONDARY

- Transportation is provided up to 40 kilometres.

French Immersion Enrolment History

ENROLMENT BREAKDOWN OF HILLCREST/QUEEN E BY PROGRAM

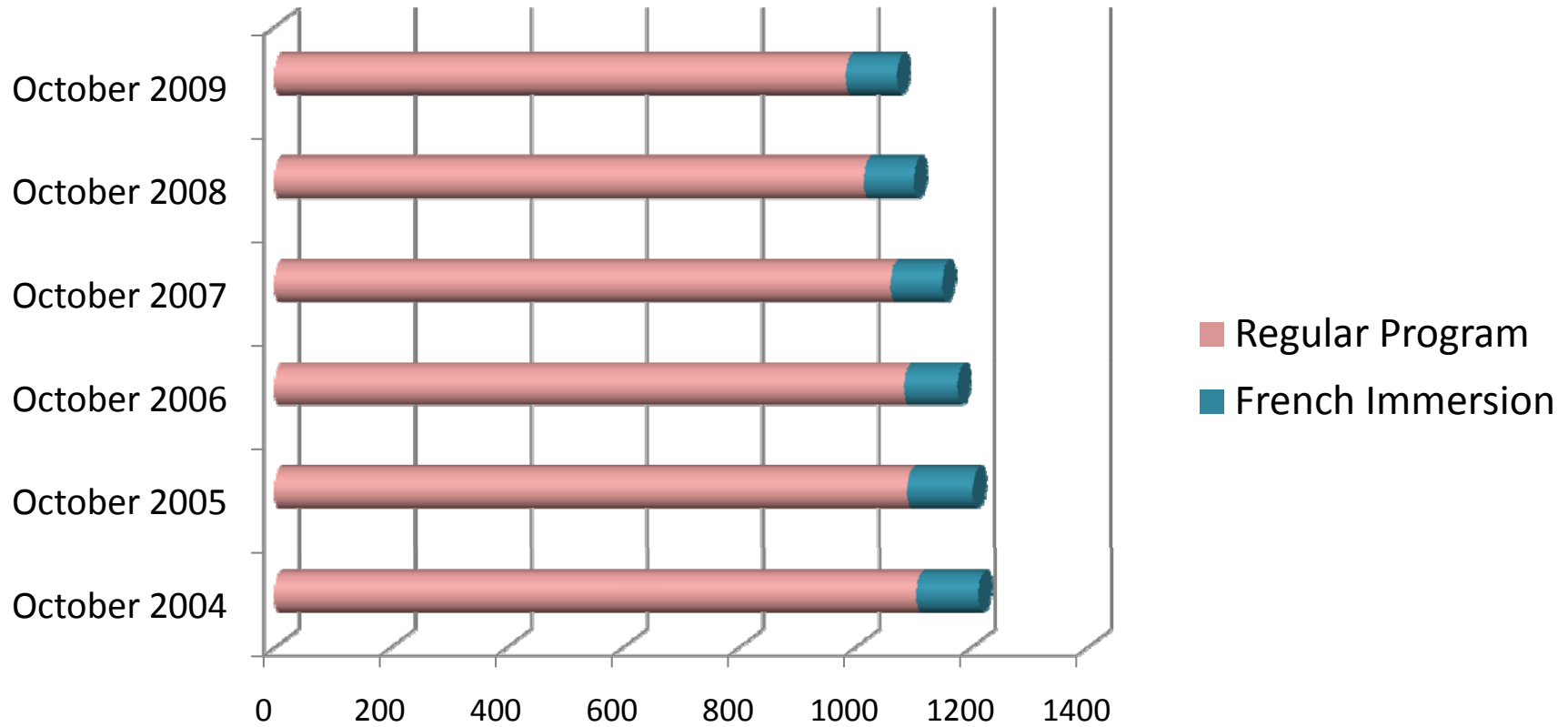


Date	Regular Program	French Immersion	F.T.E.
October 2004	395.00	85.50	480.50
October 2005	387.00	92.50	479.50
October 2006	381.00	105.00	486.00
October 2007	373.00	118.00	491.00
October 2008	367.50	124.50	492.00
October 2009	371.00	143.00	514.00

ENROLMENT HISTORY BREAKDOWN BY PROGRAM HILLCREST/QUEEN ELIZABETH

	OCTOBER 2004		OCTOBER 2005		OCTOBER 2006		OCTOBER 2007		OCTOBER 2008		OCTOBER 2009	
	REGULAR PROGRAM	FI PROGRAM	REGULAR PROGRAM	FI PROGRAM	REGULAR PROGRAM	FI PROGRAM	REGULAR PROGRAM	FI PROGRAM	REGULAR PROGRAM	FI PROGRAM	REGULAR PROGRAM	FI PROGRAM
JK	32	15	32	14	29	17	27	29	37	27	29	33
SK	46	14	34	19	25	21	31	19	26	30	39	29
GR.1	50	13	47	12	38	22	30	19	32	16	35	30
GR.2	45	7	48	12	46	13	37	21	33	19	34	18
GR.3	36	8	43	8	51	10	42	13	38	20	32	18
GR.4	35	8	39	8	48	9	54	9	43	12	39	18
GR.5	41	11	37	9	37	8	53	9	54	6	46	10
GR.6	55	8	42	10	39	8	41	6	51	9	53	7
GR.7	42	9	52	8	42	10	44	8	42	6	50	6
GR.8	52	7	46	9	53	6	43	9	43	8	48	5
Total	434	100	420	109	408	124	402	142	399	153	405	174
F.T.E.	395.00	85.5	387.00	92.50	381.00	105.00	373.00	118.00	367.50	124.50	371.00	143.00
TOTAL STUDENTS	534		529		532		544		552		579	
F.T.E.	480.50		479.50		486.00		491.00		492.00		514.00	

ENROLMENT BREAKDOWN OF LCCVI BY PROGRAM



Date	Regular Program	French Immersion	F.T.E.
October 2004	1105	107	1210.00
October 2005	1091	113	1203.00
October 2006	1085	92	1174.50
October 2007	1062	89	1147.00
October 2008	1016	86	1099.50
October 2009	985	88	1073.00

ENROLMENT HISTORY BREAKDOWN BY PROGRAM LAMBTON CENTRAL C.V.I.

	OCTOBER 2004		OCTOBER 2005		OCTOBER 2006		OCTOBER 2007		OCTOBER 2008		OCTOBER 2009	
	REGULAR PROGRAM	FI PROGRAM	REGULAR PROGRAM	FI PROGRAM	REGULAR PROGRAM	FI PROGRAM	REGULAR PROGRAM	FI PROGRAM	REGULAR PROGRAM	FI PROGRAM	REGULAR PROGRAM	FI PROGRAM
GR. 9	221	29	240	26	238	20	224	25	225	23	202	22
GR. 10	260	30	229	27	241	22	242	18	228	23	226	23
GR. 11	263	19	267	30	236	24	243	23	235	18	231	24
GR. 12	344	29	337	30	353	26	335	23	310	22	305	19
SPEC.	17	0	18	0	17	0	18	0	18	0	21	0
Total	1105	107	1091	113	1085	92	1062	89	1016	86	985	88
TOTAL STUDENTS	1212		1204		1177		1151		1102		1073	
F.T.E.	1210.00		1203.00		1174.50		1147.00		1099.50		1073.00	