

14

13

12

1

2

5

4

3

10

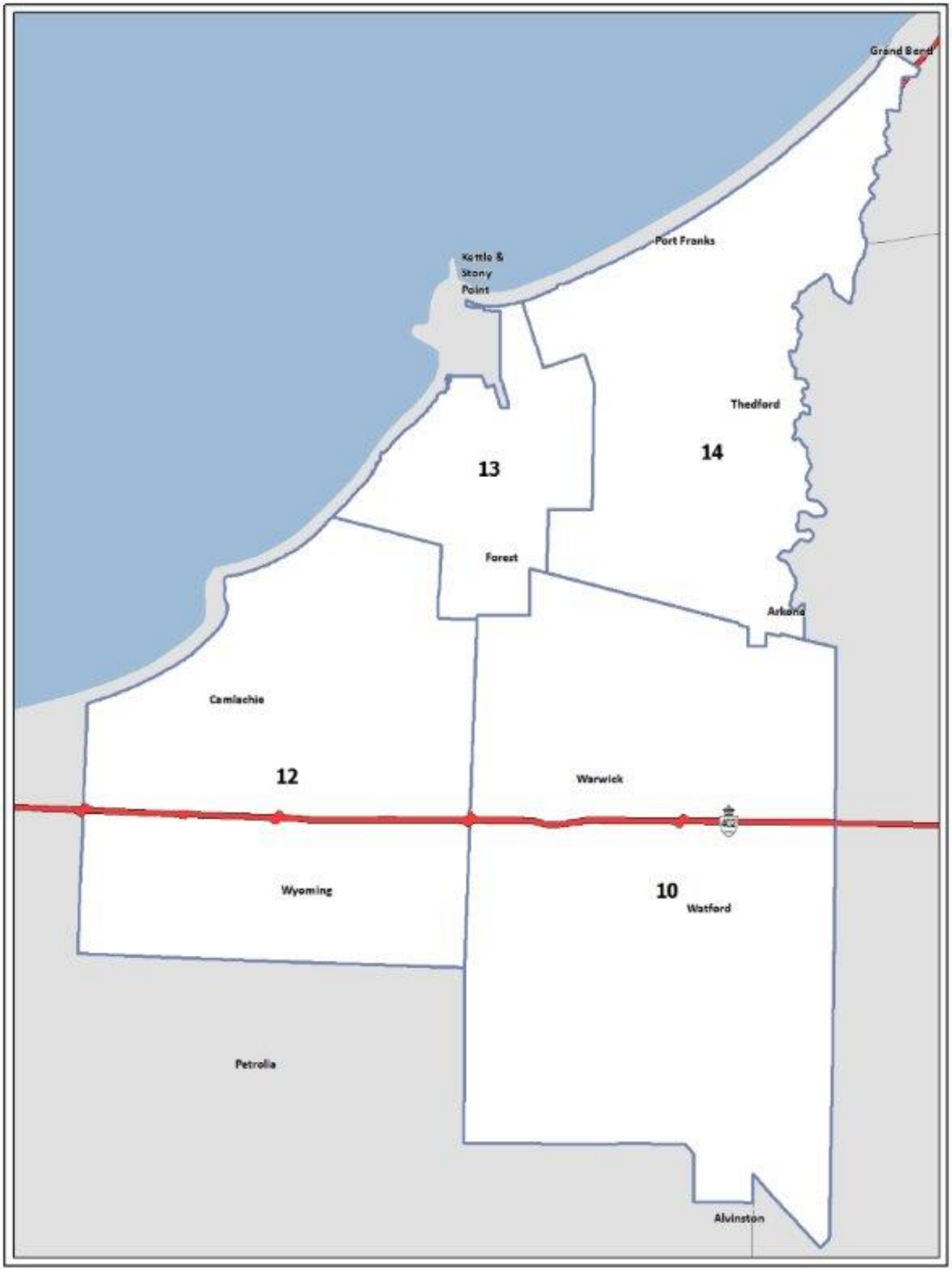
6

9

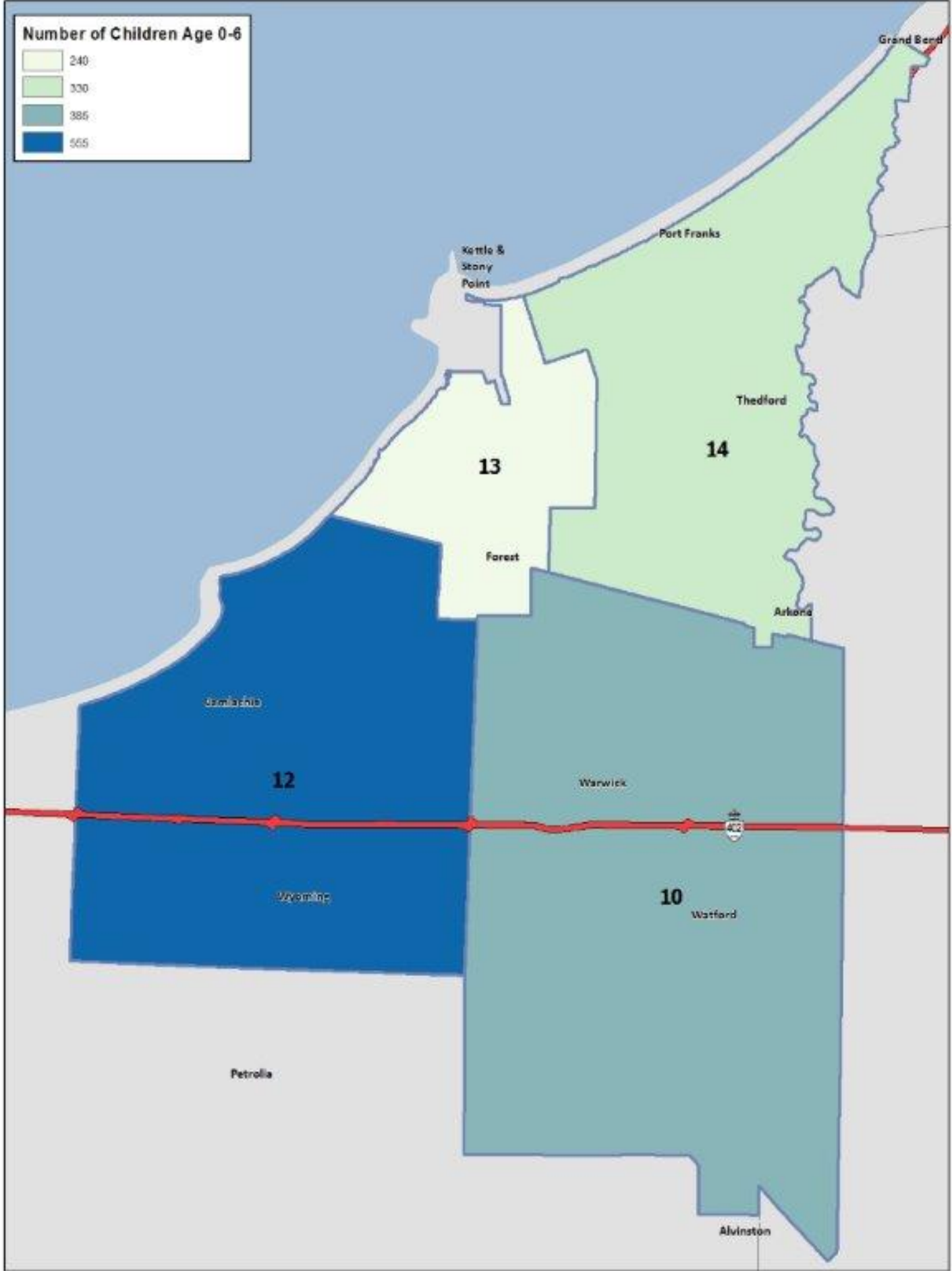

7

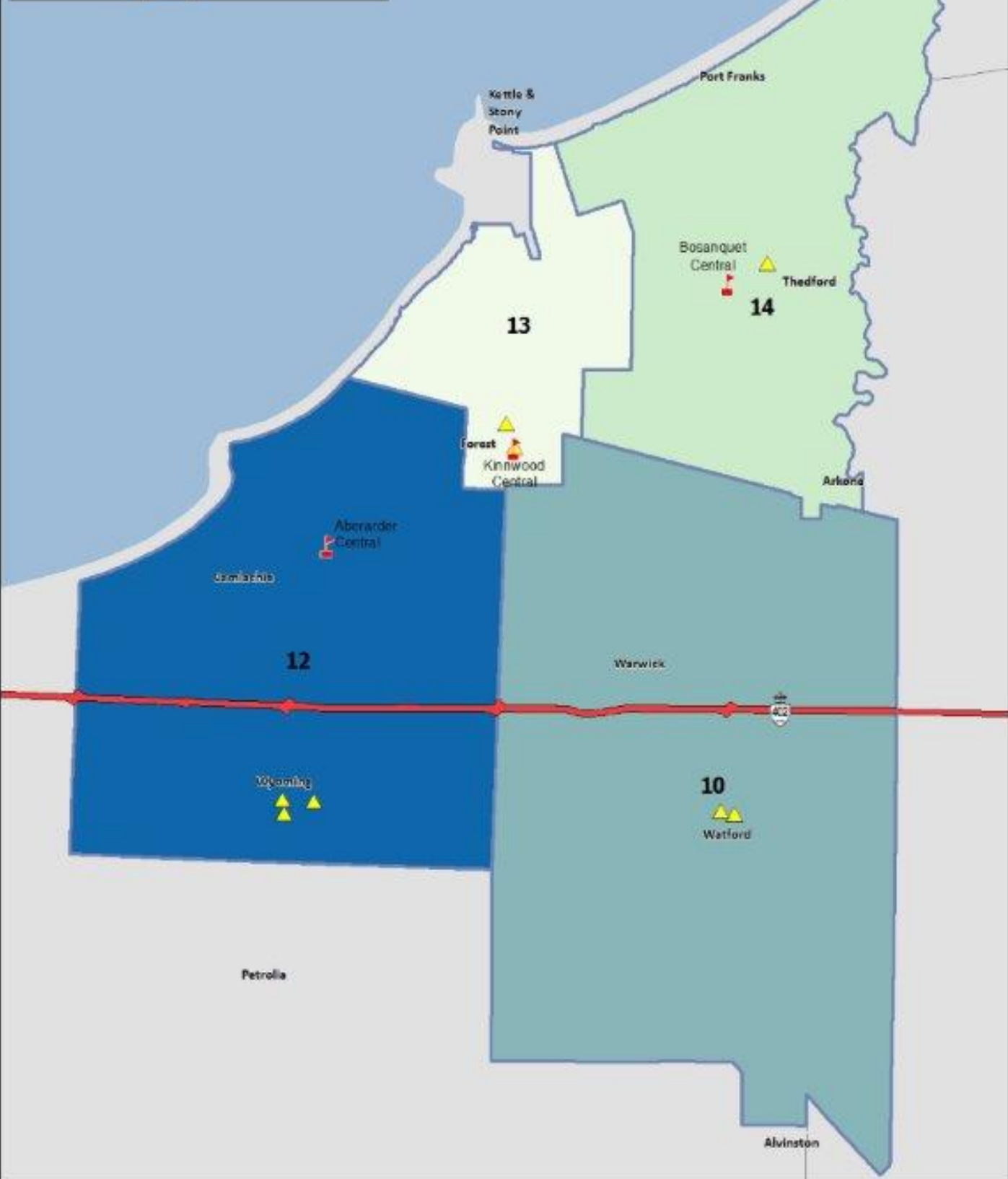
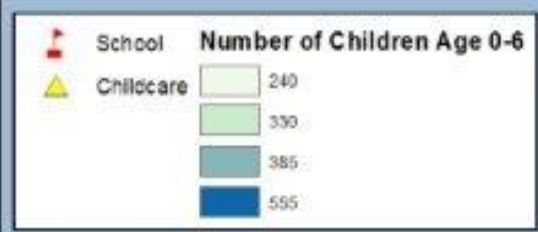
11

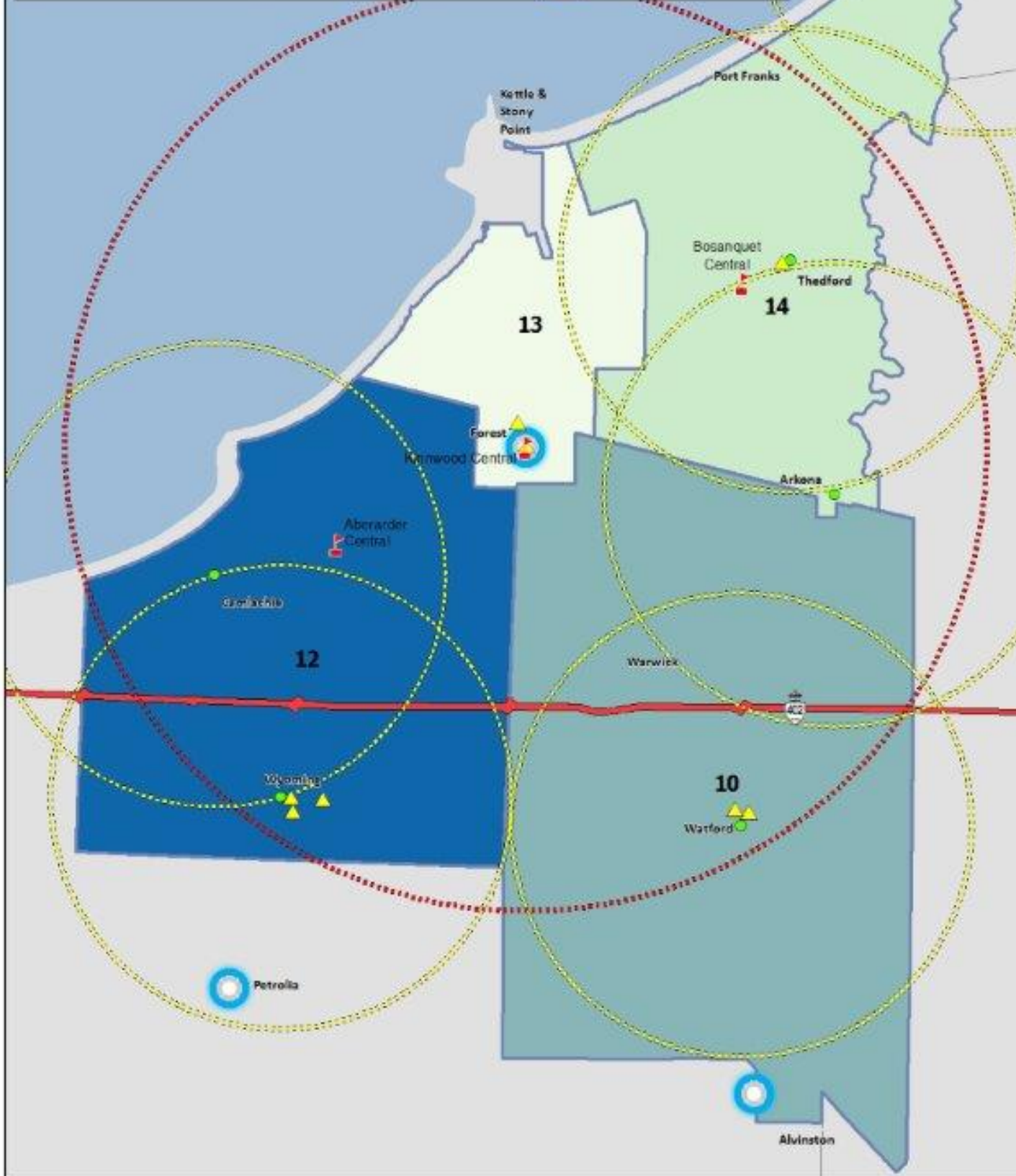
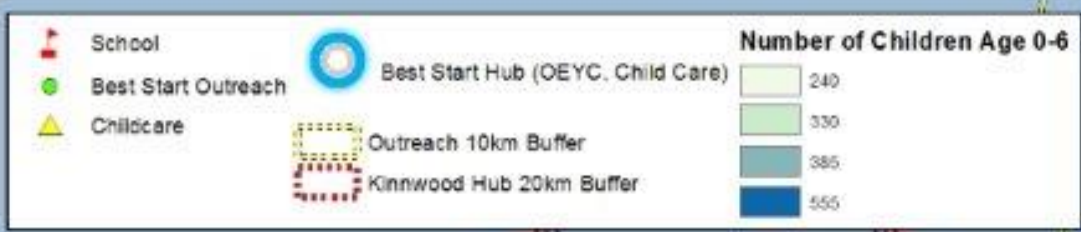
8



Number of Children Age 0-6







Kinnwood Central Elementary School Best Start Hub - Forest (NBHD 13)

Hub location: Full hub located in an elementary school attached to a childcare centre (North Lambton Child Care)

Hub Size/Cost (not including childcare): 3,415 square feet. Cost = \$33,611.16 (Sept. 2016)

Number of Hub Rooms Available: 4 - 1 OEYC Drop-In room, 1 Parent Meeting Room, 1 Clinic Room and 1 School age space (rent paid for by childcare)

Service Utilization (Oct. 2015-June 2016):

1. Visits by Children 0-6 years: 2,245 Unique Children 0-6 years: 458
2. Visits by Parents: 1,324 Unique Parents: 282

Demographics:

1. Population 0-4 years: 365 Population 0-6 years: 555 (2011 Census)
2. Social Risk Index: 2-3 Somewhat Low Risk
3. Median Family Income: \$50,831-62,053
4. 2014-15 EDI Vulnerability: 13.2% (Ontario Vulnerability 29.4%) 38 children participated
5. 38 children utilizing Childcare Subsidy
6. 24 children living in a household utilizing Ontario Works

There are 6 Outreach Programs attached to Kinnwood (see below for breakdown):

- Camlachie (Camlachie United Church) - distance to Kinnwood = 20 km
- Thedford (Lambton County Library - Legacy Centre) - distance to Kinnwood = 22 km
- Arkona (Arkona Recreation Centre) - distance to Kinnwood = 14 km
- Grand Bend (Grand Bend Public School) - distance to Kinnwood = 35 km
- Watford (Trinity Anglican Church) - distance to Kinnwood = 25 km
- Wyoming (Wyoming United Church) - distance to Kinnwood = 28 km

Camlachie OEYC Outreach - (NBHD 12 - Camlachie, Wyoming)

Hub Location: Camlachie United Church: 20 km to Kinnwood

Hours of Availability: Open one morning per week

Hub Size/Cost: 1 room, no cost

Service Utilization: (April 2015 - March 2016):

1. Visits by Children 0-6 years: 734, Unique Children 0-6 years: 140
2. Visits by Parents: 408, Unique Parents: 92

Demographics:

1. Population 0-4 years: 365 Population 0-6 years: 555 (2011 Census)
2. Social Risk Index: 0-1 Low Risk
3. Median Family Income: \$69,846-88,878
4. 2014-15 EDI Vulnerability: 10.4% (Ontario Vulnerability 29.4%)
5. 27 children utilizing Childcare Subsidy
6. 20 children living in a household utilizing Ontario Works

Theedford OEYC Outreach - (NBHD 14 - Arkona, Theedford, Grand Bend, Port Franks)

Hub Location: Lambton County Library - Legacy Centre Theedford: 22 km to Kinnwood

Hours of Availability: Open 1st and 3rd Tuesday morning of each month

Hub Size/Cost: 1 room, no cost

Service Utilization: (April 2015 - March 2016):

1. Visits by Children 0-6 years: 186, Unique Children 0-6 years: 60
2. Visits by Parents: 125, Unique Parents: 34

Demographics:

1. Population 0-4 years: 230 Population 0-6 years: 330 (2011 Census)
2. Social Risk Index: 2-3 Somewhat Low Risk
3. Median Family Income: \$62,054-69,845
4. 2014-15 EDI Vulnerability: 25.6% (Ontario Vulnerability 29.4%)
5. 10 children utilizing Childcare Subsidy
6. 17 children living in a household utilizing Ontario Works

Arkona OEYC Outreach - (NBHD 14 - Arkona, Thedford, Grand Bend, Port Franks)

Hub Location: Arkona Recreation Centre: 14 km to Kinnwood

Hours of Availability: Open 2nd, 4th and 5th Tuesday morning of each month

Hub Size/Cost: 1 room, no cost

Service Utilization: (April 2015 - March 2016):

1. Visits by Children 0-6 years: 193, Unique Children 0-6 years: 37
2. Visits by Parents: 123, Unique Parents: 22

Demographics:

1. Population 0-4 years: 230 Population 0-6 years: 330 (2011 Census)
2. Social Risk Index: 2-3 Somewhat Low Risk
3. Median Family Income: \$62,054-69,845
4. 2014-15 EDI Vulnerability: 25.6% (Ontario Vulnerability 29.4%)
5. 10 children utilizing Childcare Subsidy
6. 17 children living in a household utilizing Ontario Works

Grand Bend OEYC Outreach - (NBHD 14 - Arkona, Thedford, Grand Bend, Port Franks)

Hub Location: Grand Bend Public School: 35 km to Kinnwood

Hours of Availability: Open one morning per week

Hub Size/Cost: 1 room, no cost

Service Utilization: (April 2015 - March 2016):

1. Visits by Children 0-6 years: 470, Unique Children 0-6 years: 45
2. Visits by Parents: 391, Unique Parents: 76

Demographics: (see appendix)

1. Population 0-4 years: 230 Population 0-6 years: 330 (2011 Census)
2. Social Risk Index: 2-3 Somewhat Low Risk
3. Median Family Income: \$62,054-69,845
4. 2014-15 EDI Vulnerability: 25.6% (Ontario Vulnerability 29.4%)
5. 10 children utilizing Childcare Subsidy
6. 17 children living in a household utilizing Ontario Works

Watford OEYC Outreach - (NBHD 10 - Warwick, Watford)

Hub Location: Watford Trinity Anglican Church: 25 km to Kinnwood

Hours of Availability: Open one morning per week

Hub Size/Cost: 1 room, no cost

Service Utilization: (April 2015 - March 2016):

1. Visits by Children 0-6 years: 542, Unique Children 0-6 years: 100
2. Visits by Parents: 334, Unique Parents: 56

Demographics: (see appendix)

1. Population 0-4 years: 290 Population 0-6 years: 385 (2011 Census)
2. Social Risk Index: 2-3 Somewhat Low Risk
3. Median Family Income: \$62,054-69,845
4. 2014-15 EDI Vulnerability: 21.8% (Ontario Vulnerability 29.4%)
5. 37 children utilizing Childcare Subsidy
6. 23 children living in a household utilizing Ontario Works

Wyoming OEYC Outreach - (NBHD 12 - Camlachie, Wyoming)

Hub Location: Wyoming United Church: 28 km to Kinnwood

Hours of Availability: Open one morning per week

Hub Size/Cost: 1 room, no cost

Service Utilization: (April 2015 - March 2016):

1. Visits by Children 0-6 years: 552, Unique Children 0-6 years: 101
2. Visits by Parents: 279, Unique Parents: 61

Demographics: (see appendix)

1. Population 0-4 years: 365 Population 0-6 years: 555 (2011 Census)
2. Social Risk Index: 0-1 Low Risk
3. Median Family Income: \$69,846-88,878
4. 2014-15 EDI Vulnerability: 10.4% (Ontario Vulnerability 29.4%)
5. 27 children utilizing Childcare Subsidy
6. 20 children living in a household utilizing Ontario Works

PELP

NBHD 12 - Camlachie, Wyoming

1. Generations South Plympton - 16 spaces and 10 sessions/week
2. Generations Holy Rosary - 16 spaces and 10 sessions/week
3. Wyoming Wee Ones - 16 spaces and 10 sessions/week

NBHD 10 - Warwick, Watford

1. Lambton Rural CC East Lambton - 16 spaces and 10 sessions/week
2. Lambton Rural Home Providers - 3 spaces and 2.5 sessions/week
3. North Lambton CC St Peter - 16 spaces and 10 sessions/week

NBHD 14 - Arkona, Thedford, Grand Bend, Port Franks

1. Bosanquet Small World - 16 spaces and 5 sessions/week
2. North Lambton CC Grand Bend - 16 spaces and 10 sessions/week

NBHD 13 - Forest

1. North Lambton CC Main - 32 spaces and 10 sessions/week
2. North Lambton CC St John Fisher - 16 spaces and 10 sessions/week

PELP average per month (163 total spaces):

1. Children - 238
2. Sessions - 3,417 (14.4 per child)

Utilization of Licensed Child Care

3,423 Children - Kinnwood and Surrounding Regions (N10, N12, N13, N14) (based on census)
685 utilize licensed child care (20%) - includes PELP

20% Utilize Licensed Child Care

Licensed Vacancy Data in Kinnwood & Surrounding Area

<u>Kinnwood Consolidation Area - Spaces Filled</u>					
Total Filled		Total Spaces		Total Vacancy	
Infant	100.00%	Infant	10	Infant	0
Toddler	100.00%	Toddler	30	Toddler	0
Preschool	85.47%	Preschool	172	Preschool	25
JK/SK	88.54%	JK/SK	96	JK/SK	11
School Age	83.87%	School Age	155	School Age	25

Total Spaces Filled / Age Group

