




# Les centres de litt  ratie



What is a  
literacy  
centre?





# Organization

- Small flexible groupings
- 15-20min. rotations
- System for smooth transition (ie: timer, bathroom signal, stop sign)
- System for collecting work (ie: complete and incomplete)
- Designated area in classroom for each centre
- Management board



# How to get started...

- Teacher decides on 4-6 core stations that have a clear focus for learning
- Gather necessary materials
- Follow the gradual release of responsibility when introducing centres
  - Modelled
  - Shared
  - Guided
  - Independent
- Slower is better
- Guided reading centre only begins when other centres are mastered






Centre #1


# La lecture guidée






Centre #2


Le centre de  
lecture



# Centre de lecture

- Create an appealing reading area
- Independent or buddy reading
- Organize books for ease of selection
- Primary classroom libraries should be organized by reading level
- Junior / Intermediate classroom libraries should be organized by themes
- Read for the love of reading





Centre #3

Le centre  
d'écriture



# Centre d'écriture

- Link learning activities to instruction
- Changes throughout the year, based on instruction
- Work in progress
- Have reference tools available (ie: anchor charts, word walls, dictionaries, etc.)
- Individual writing folders
- Rotate novelty items (ie: coloured pens, stickers, etc.)






Centre #4

Le centre  
d'étude de mots



# Centre d'étude de mots

- Addresses a wide range of learning outcomes
  - Word sorts
  - Making words (playdoh, magnetic letters)
  - Alphabetizing
  - Hangman
  - Pluralizing
  - Word families
  - Dictionary skills
  - Syllables
  - Pre-fixes & suffixes
  - Verb tenses






Centre #5


Le centre  
d'ordinateur



# Centre d'ordinateur

- Must be literacy related
- Limit their choice
- Clearly indicate their choices
- Up to 2 students per computer
- Possible activities:
  - Research an author
  - Research in the content areas
  - Publish written work
  - Email penpals






Centre #6


Le centre  
d'écoute



# Centre d'écoute

- Listen and follow a pre-recorded book, song or poem
- Teacher pre-recorded cloze activity
- Students record themselves reading
- Follow the instructions





# Other Considerations



- Guided reading follow-up centre can be integrated
- Allow for sharing time after rotations
- Self-evaluation and/or group evaluation from time to time
- Indicate at centre what the volume should be (ie: silent work, whispers, etc.)
- Indicate at centre whether it is independent or group work
- Give choice in activities at each centre
- Be flexible!



# Questions / Comments

