

**Lambton Kent District School Board Releases
Primary, Junior, and Grade 9 EQAO Results**

The Lambton Kent District School Board today released system-wide results for the 2010 – 2011 Primary and Junior EQAO assessments of Reading, Writing, and Mathematics as well as the Grade 9 EQAO Assessment of Mathematics. Achievement in both Junior Reading and Writing increased significantly over last year. The percentage of Lambton Kent District School Board students achieving at or above the provincial standard meets or exceeds the provincial average in Primary Reading and Writing and Junior Reading. Junior Reading and Writing and Primary Writing improved while Primary Reading, Math, and Junior Math declined. The Grade 9 EQAO Assessment of Mathematics results revealed that the number of Applied students who meet or exceed the provincial standard increased by 11% to 47%. The number of Academic students who achieved the provincial standard rose slightly to 78%.

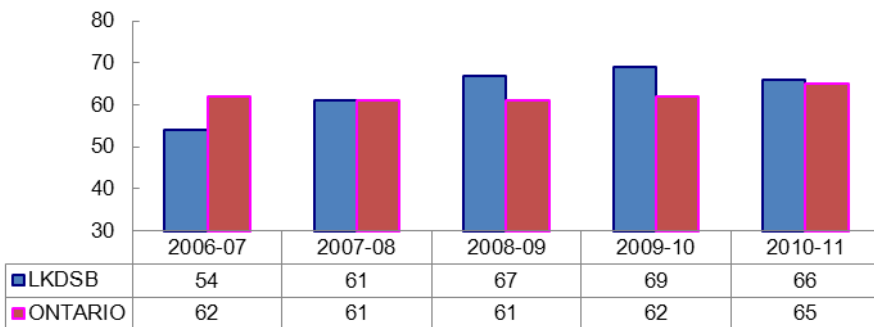
Jim Costello, Director of Education, remarked, “We are proud of our students' continued hard work that has been supported by our dedicated principals, school staff and school communities to enhance the literacy and numeracy skills of all our students. We will continue to set high expectations for ongoing improvement for Every Student Every Day.”

73% of Primary students in the Lambton Kent District School Board met or exceeded the provincial average in writing. This is an increase of 1% over 2009 – 2010, and is equal to the provincial average. The percentage of Primary students who achieved at or above the provincial standard in Reading remained above the provincial average despite a 3% decline compared to 2009 – 2010. Primary results declined by 5% in Mathematics compared to last year.

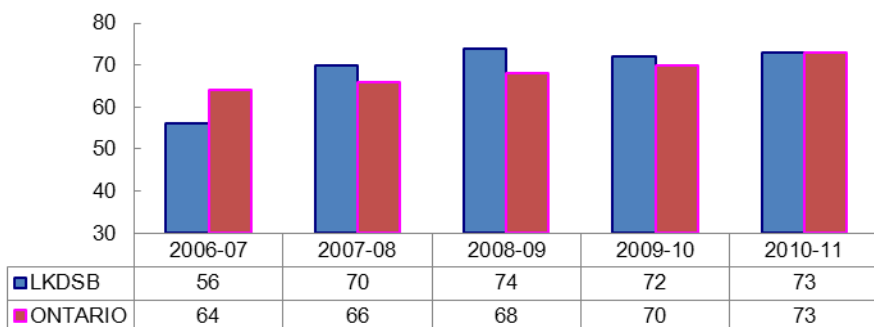
Joy Badder, Superintendent of Education, stated, “Assisting each student within the Lambton Kent District School Board to reach his or her potential remains our number one priority. Teachers will continue to introduce high-yield effective strategies that meet the individual needs of the learners within their classrooms.”

**Primary Division
Percentage of All Students
at or Above the Provincial Standard***

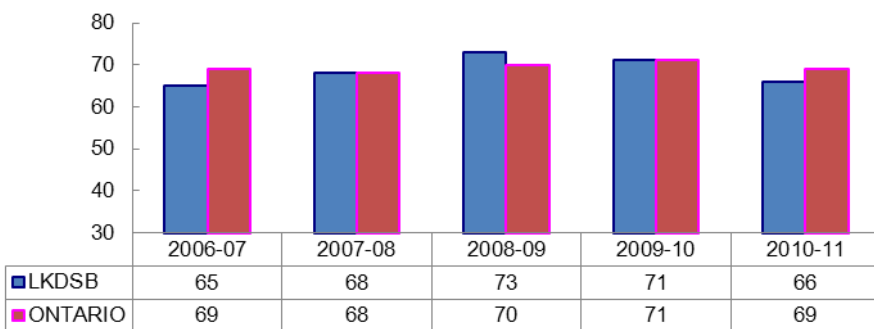
Reading



Writing



Mathematics

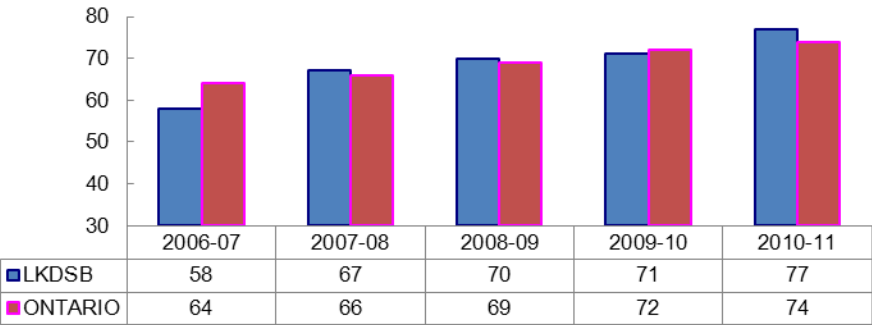


*Provincial Standard: Level 3

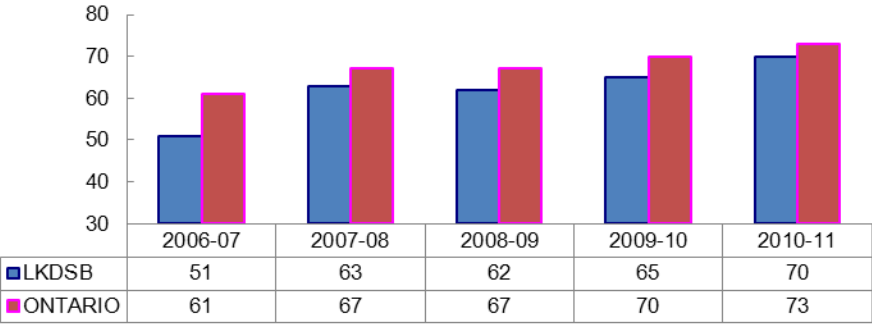
Junior Division

Percentage of All Students at or Above the Provincial Standard*

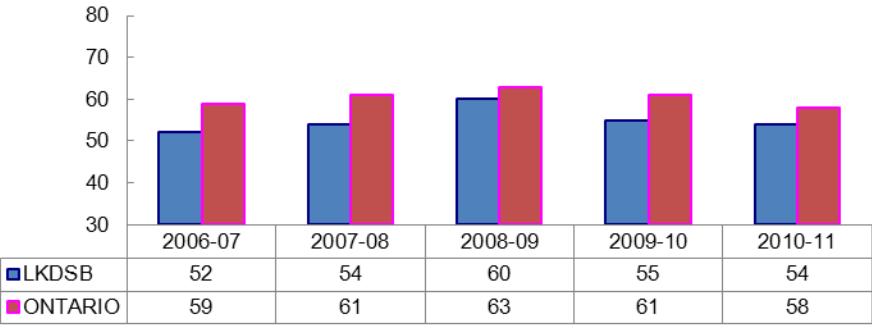
Reading



Writing



Mathematics



Students in the Junior Division improved significantly compared with 2009-2010, seeing a 6% increase in Reading and 5% increase in Writing. The percentage of Junior students in the Lambton Kent District School Board who met or exceeded the provincial standard is above the provincial average in Reading. Student achievement of the provincial standard in Mathematics declined by 1% compared with 2009-2010.

Classroom teachers and administrators, with the support of Program Staff, will be analyzing the detailed student data to gain insights into students' strengths and weaknesses. This information will assist classroom teachers in enhancing their teaching practices in order to meet the needs of the individual students within their respective classrooms.

The assessments were administered during May and June of 2011 to Grade 3 and 6 students across Ontario and the Lambton Kent District School Board.

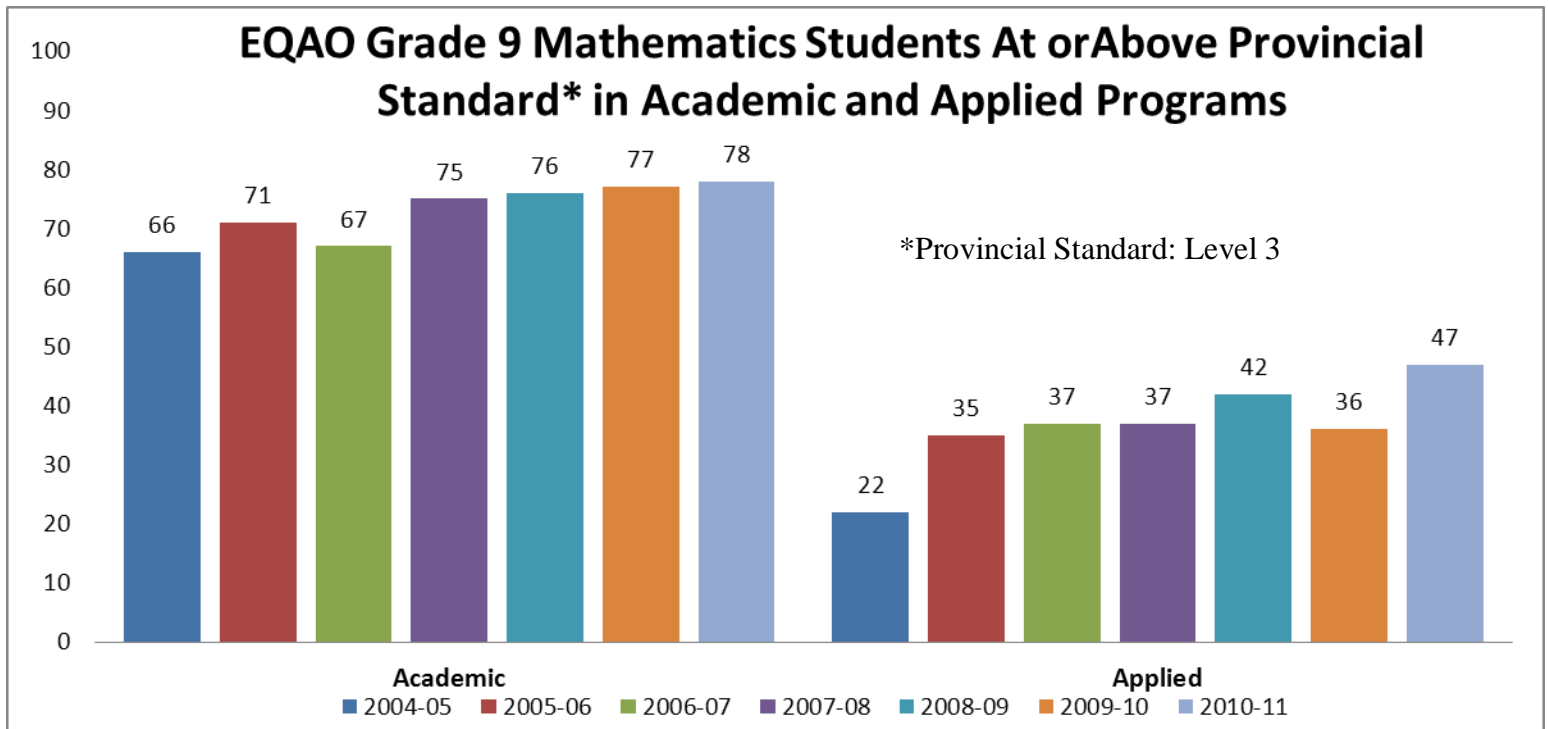
All parents will receive an Individual Student Report about their child's results from this year's test. The provincial results and further information are available on the EQAO web site at www.eqao.com.

*Provincial St

In the Grade 9 Assessment of Mathematics, the number of students in the Applied program who achieved the provincial standard improved by 11% to 47%. 90% of students in the Applied Program achieved a passable level. 78% of all Lambton Kent District School Board students in the Academic Program achieved the provincial standard or higher and 98% achieved a passable level. The Ministry of Education identifies Level 1 as a “passable” level of achievement on the Grade 9 Assessment of Mathematics with Level 3 being the “provincial standard”.

Bert Phillips, Superintendent of Education, remarked, “We find this year's results encouraging. Our Academic results are continuing on an upward trend. The overall improvement in our Applied results indicate that our efforts here are also having a positive effect.”

Grade 9 students in all publicly funded secondary schools in Ontario studying mathematics at either the Applied or Academic level wrote the assessment designed for their level of study. The assessment for first semester mathematics students was administered in January 2011. Students studying mathematics in the second semester and those in full-year courses wrote the assessment in June.



For additional information contact:

Carmen McGregor Chair 519-627-1933

Jim Costello, Director of Education, 519-336-1500, Ext. 31297

Joy Badder, Superintendent of Education, Student Achievement Elementary, Ext. 31263

Bert Phillips, Superintendent of Education, Student Achievement Secondary, Ext. 31464

For reference information contact:

Trish Johnston, Executive Assistant and Communications Officer 519-336-1530, Ext. 31230

September 14, 2011

2011:2012:2