

News Release

200 Wellington Street, Sarnia, N7T 7L2 (519) 336-1500

www.lkdsb.net

Primary & Junior EQAO Results

The Lambton Kent District School Board today released system-wide results for the 2007/2008 Primary and Junior EQAO assessments of Reading, Writing and Mathematics. For the 2007/2008 school year, the assessments for each grade were administered during the May 26 to June 6, 2008 time period.

Director of Education, Gayle Stucke remarked: "We are proud of the continued dedication of our principals, school staff and school communities and the part that they play in enhancing the literacy and numeracy skills of our students. These efforts, along with the hard work of our students, have resulted in improved achievement in each component of the EQAO assessments. We are particularly proud of the tremendous improvement in our students' ability to demonstrate their writing skills. The results of improvement strategies that have been implemented can be seen."

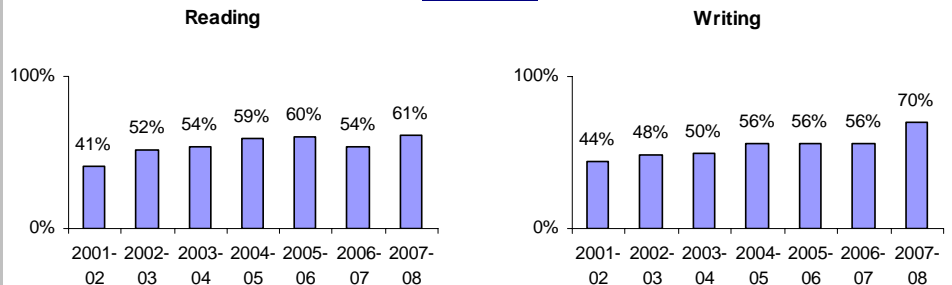
Program staff with classroom teachers and administrators will be analyzing the detailed student data to gain insights into students' strengths and weaknesses. This information will assist classroom teachers in enhancing their teaching practices in order to meet the needs of the individual students within their respective classrooms. Students in the Lambton Kent District School board showed significant improvement in Reading and Writing and slight improvement in Mathematics compared to 2006-07. The percentage of Primary students who achieved at or above the provincial standard improved by 7% in Reading, 14% in Writing and 3% in Mathematics. The percentage of students in the Junior Division who met or exceeded the provincial standard improved by 8% in Reading, 12% in Writing and 2% in Mathematics.

Superintendent of Program Joy Badder stated: "After reviewing last year's data, schools were able to focus their efforts on effective, high yield strategies aimed at meeting every student's needs. Helping each student reach his or her potential remains the number one priority of the Lambton Kent District School Board."

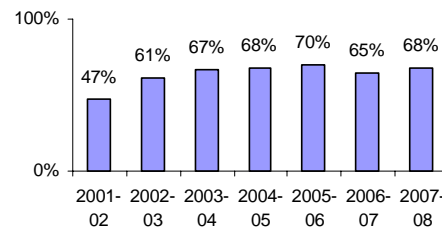
The provincial results and further information are available on the EQAO website at www.eqao.com. The following charts summarize the LKDSB achievement data over the past seven years.

Percentage of All Students At or Above the Provincial Standard*

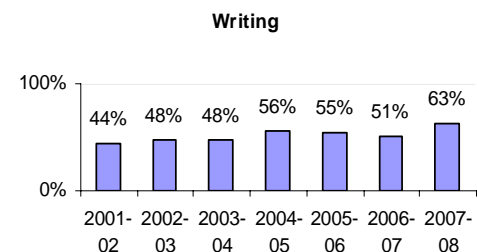
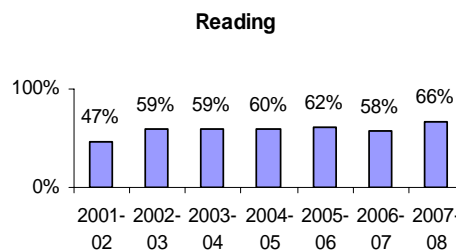
Primary



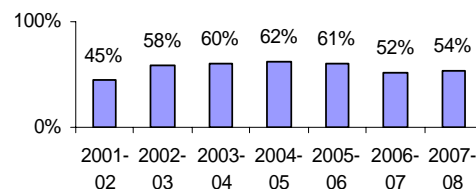
Mathematics



Junior



Mathematics



*Provincial Standard: Level 3

EQAO Grade 9 Mathematics Results

The Lambton Kent District School Board today released system-wide results for the 2007 – 2008 Grade 9 EQAO Assessment of Mathematics. Grade 9 students in all publicly funded secondary schools in Ontario studying mathematics at either the Applied or Academic level wrote the assessment designed for their level of study. The assessment for first semester mathematics students was administered during the January 10-25, 2008 time period. Students studying mathematics in the second semester and those in full-year courses wrote the assessment during the June 5-21, 2008 time frame.

The Ministry of Education identifies Level 1 as a “passable” level of achievement on the Grade 9 Assessment of Mathematics with Level 3 being the “provincial standard”. In the Lambton Kent District School Board, 98% of all students in the Academic Program achieved a passable level with 75% achieving the provincial standard or higher. 8% more Academic students achieved the provincial standard compared to the previous year. In the Applied Program, 90% of all students achieved a passable level of achievement with 37% achieving the provincial standard. An increase of 6% was seen in the percentage of Applied students who were able to achieve a passable level of achievement while the percentage of students who achieved the provincial standard or higher remained the same.

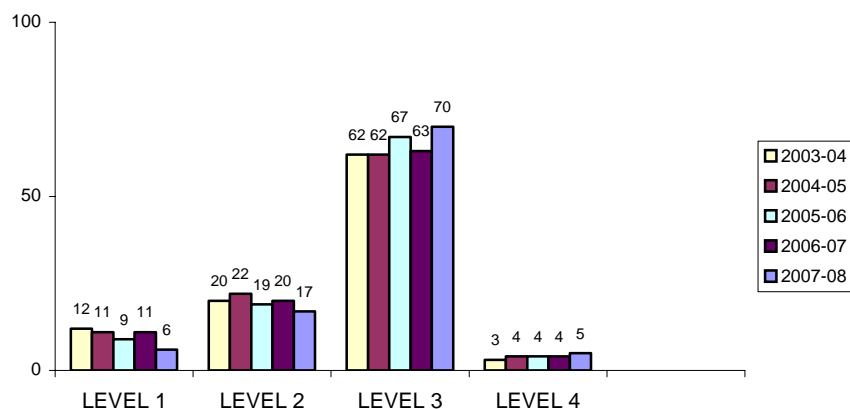
Director of Education Gayle Stucke stated, “We are pleased to receive this data in time for our back-to-school planning and goal-setting activities. Improvement in our students’ achievement is the result of our teachers’ concerted efforts in implementing proven learning strategies.”

While the Grade 9 Mathematics Assessment is a snapshot of student performance at a specific point in time, Dave Doey, Superintendent of Education, remarked, “The data provided by these assessments allow all the stakeholders in a child’s education to see his or her strengths and weaknesses so that appropriate instructional steps can be taken toward helping that child reach his or her full potential.”

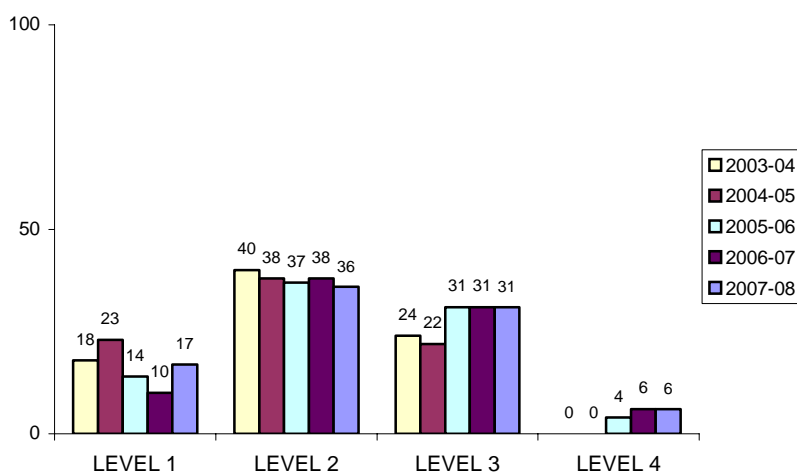
All parents will receive an Individual Student Report about their child’s results from this year’s test. The provincial results and further information are available on the EQAO web site at www.eqao.com.

Percentage of All Students At Each Performance Level*

ACADEMIC STUDENTS



APPLIED STUDENTS



*Provincial Standard: Level 3

For additional information contact:

Scott McKinlay, Chair of the Board, (519) 674-2331

Gayle Stucke, Director of Education, (519) 336-1500

Joy Badder, Superintendent of Education (519) 336-1500

Dave Doey, Superintendent of Education, (519) 336-1500

For reference information contact:

Trish Johnston, Executive Assistant and Communications Officer (519) 336-1530, Ext. 230

September 17, 2008

2008/2009:2