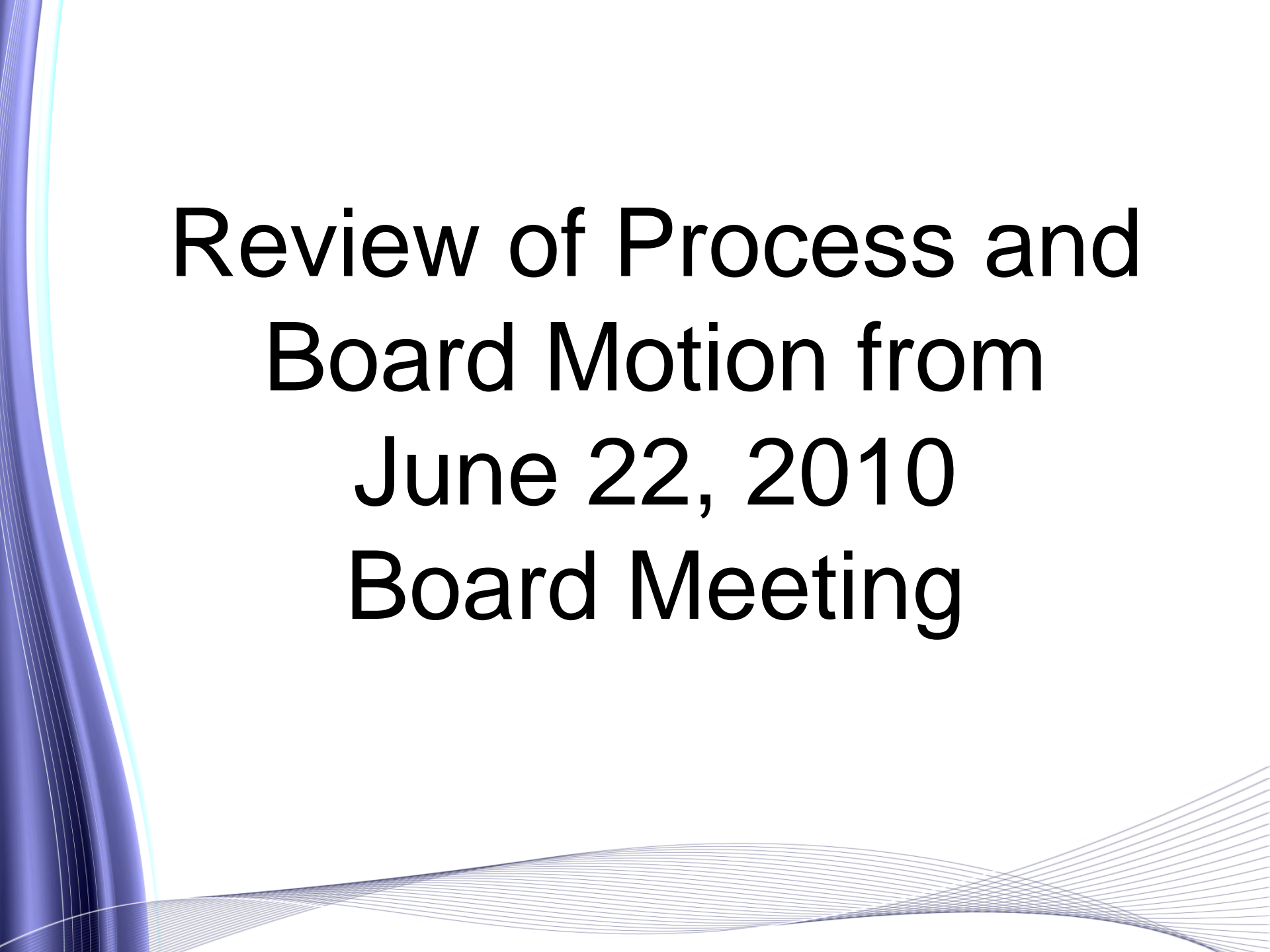


PETROLIA CONSULTATION SESSION #1

November 25, 2010

6:30 pm

Hillcrest Public School



**Review of Process and
Board Motion from
June 22, 2010
Board Meeting**

REGULATIONS NO.: R-AD-106-09
Subject: Pupil Accommodation/School Closure

Pupil Accommodation Review Time Line Guidelines

October	Director's Pupil Accommodations Report presented to the Board Identification of Board's intent to conduct pupil accommodation review of school(s) if necessary
-----STATUS QUO ---- END OF PROCESS -----	
October	Appointment of Accommodation Review Committee (ARC)
November (end)	First Public Meeting hosted by ARC
March (end)	Suggested timeframe for the completion of the four public meetings hosted by ARC
April or May	ARC Accommodation Report to be presented at a public Board meeting.
Next Meeting	Administration's Response to ARC Accommodation Report and Administration's proposal and recommendations presented to the Trustees at a Board Meeting.
May	Delegations to Board regarding the recommendations presented to Trustees in the Accommodation Report.
June	Administration's final recommendations presented to Trustees. Board decision made.

Administration Recommendation to Board

April 27, 2010 Board Meeting

Recommendation #1:

“That the Board approve the building of a 6 classroom addition at Hillcrest Public School to accommodate existing student enrolment and projected future growth; this would be contingent upon the Ministry of Education approving a funding plan for the estimated cost of \$2.8 million.”

Recommendation #2:

“That the Board approve the building of a 4 classroom addition, including a new gymnasium at Queen Elizabeth II Public School (Petrolia) to accommodate existing student enrolment and projected future growth; this would be contingent upon the Ministry of Education approving a funding plan for the estimated cost of \$3.4 million.”

Administration Report to Board June 22, 2010 Board Meeting

The Town of Petrolia Municipal Council had requested the Board build a new school to consolidate the students of the two existing elementary schools into one new facility. Administration acknowledged advantages to this option, including the program preference of having consistency in curriculum practices between primary and junior divisions that would be facilitated by having those classrooms in the same school. The combined enrolment is projected to be 615 students in 2012-13, but as large as 687, which would allow for a larger staff and overall efficiencies in resources. Based on calculations of the classroom space required, a minimum cost of \$12.5 million is estimated to build a new school.

To expand the capacity of each of the elementary schools in Petrolia to accommodate enrolment projections would be considerably less expensive than building a new school and would be the option causing the least disruption to students and their families. This option was recommended unanimously by the Accommodation Review Committee representing 4 schools in the Petrolia Area study. Based on projections for 2012-13, Hillcrest would require a 6 room addition for its 337 students (FI and regular program) without portable classrooms at an estimated cost of \$2.8 million. The 278 students projected for 2012-13 at Queen Elizabeth II (FI and regular program) would require 2 additional classrooms which combined with the construction of a new gymnasium, would have an estimated cost of \$3.4 million. The total cost of additions at both schools would be approximately \$6.2 million, about half of the cost of a new school.

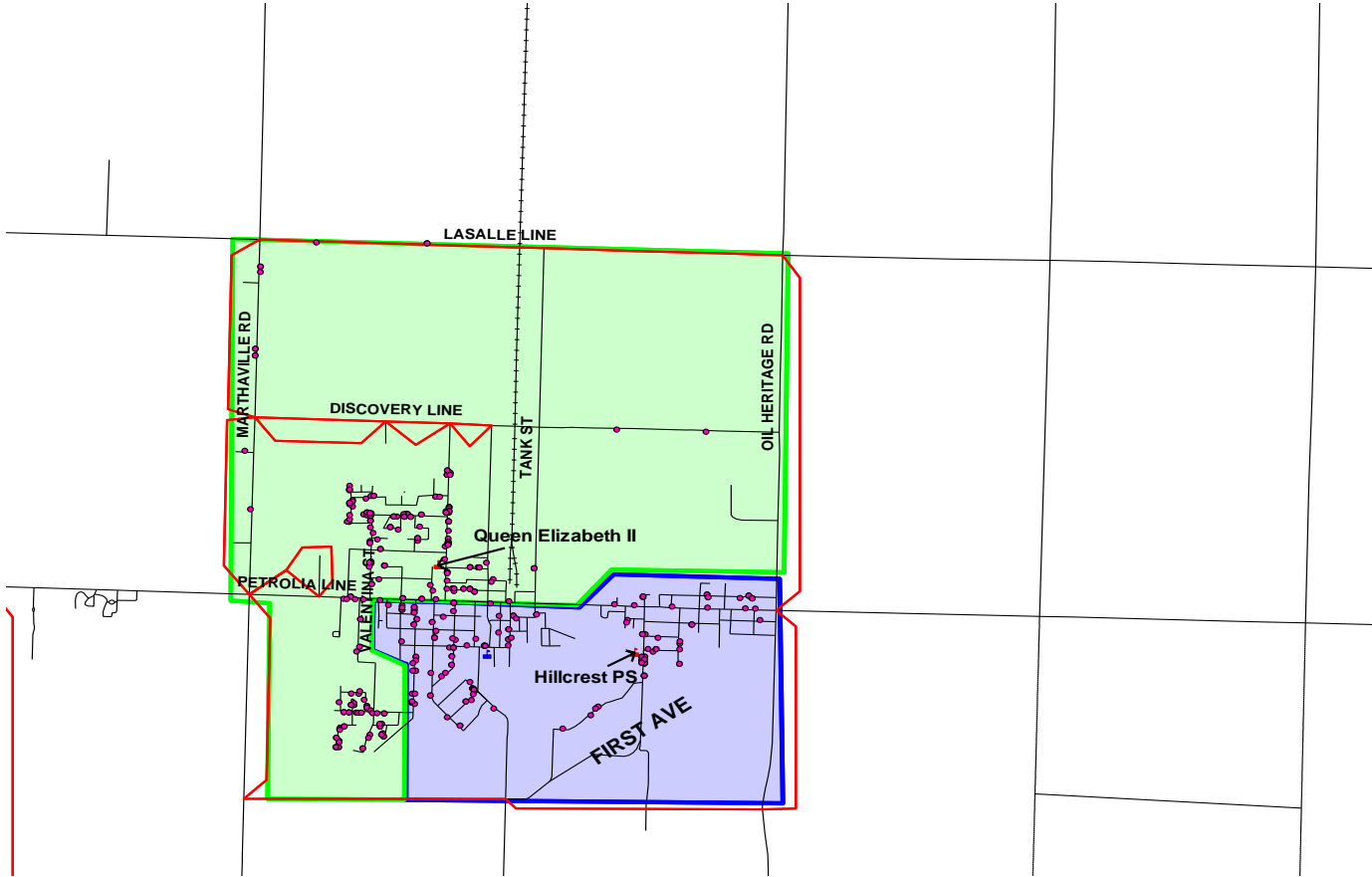
The Administration Response to the Accommodation Review Committee Report, April 27 2010, supported the recommendations of the two additions made by the Committee with the clarification that financing would have to be approved and supported by the Ministry of Education. Since then there has been follow up with the Town of Petrolia and new information has been added to the facts leading to the recommendations.

In response to the question of potential sharing of costs to enhance one or two additions through community use of library, gymnasium or meeting rooms, a representative of the Town Council clarified that the municipality supports the ARC's Recommendations; however, had recently invested in a new community centre and library, thus precluding a financial investment in the local schools.

The Director and Superintendent of Business had an opportunity to present the rationale for adding capacity to the schools in Petrolia in a meeting with staff from the Finance Department of the Ministry of Education. Ministry of Education staff acknowledged that additional classrooms will be required to accommodate current and future students; however, there was no support for the proposal of building a new school or building additions on two schools in the same community. Financial restraint was the clear theme of the discussion and it was evident that throughout the province only the most efficient capital proposals would be considered. This realization caused staff to give further attention to other options.

An option not considered by the Accommodation Review Committee has since that time been explored by staff. The entire JK-8 French Immersion Program could be offered at Queen Elizabeth II with regular program offered at both Petrolia schools for students JK-8. This is the model that existed prior to the Blending of the schools following the 1999 Petrolia Community Consolidation study. It would require a change of boundaries and upon study of that possibility it was recognized that the growth in Petrolia school aged population has actually been in the westerly part of the community rather than in the Hillcrest area. Possible boundary divisions seem impractical as many students would require transportation to Hillcrest for their entire elementary school career in order to meet its capacity. It would create a situation not unlike that which was faced ten years ago.

The blue shaded area represents potential boundary area required to relocate JK-8 regular program students to Hillcrest to meet capacity requirements, based on October 2009 enrolment data.



A viable option to the Hillcrest Public School over capacity issue, from both program and economic perspectives, would be a change in the delivery model of French Immersion. Many Boards across the province have French Immersion programs in schools designated solely to that program. These are called single track schools. There are curriculum, staffing and financial reasons to support that model while some families indicate a preference for our current dual track program. The Program Department has determined from provincial and international research that there are significant advantages to a single track French Immersion organization both from a language acquisition and learning point of view.

There are important accommodation reasons for consolidation of French Immersion sites, particularly in areas where these programs have low enrolment. If there were to be a consolidation of French Immersion programs into fewer sites, greater supports could be provided in terms of resources, including staff, special education and libraries. In a single track school, the students would continue to have the same division of French and English instruction as mandated by the Ministry of Education. This option is one likely to be considered by the French Immersion Review Committee as it looks at program and accommodation issues throughout the district, particularly in Sarnia Lambton where there are currently 6 schools offering French Immersion in spite of very low numbers in many Junior and Intermediate classes.

Hillcrest Public School could accommodate the 224 JK-8 French Immersion students with the addition of one classroom or the reduction of two of the current three portable classrooms. If Queen Elizabeth II School became a JK-8 school for regular program, it would have an enrolment of 391 students. This would require an addition of 6 classrooms, including a new gymnasium which is currently identified in the Board's Capital Plan. The preliminary cost estimate for that addition is \$5 million.

Currently the Board does not have a specific capital funding source to build major new building additions or new school construction projects. All school boards are provided with a Pupil Accommodation grant that funds the daily costs of operating a school and this grant contains a school renewal component directed to fund replacing or rebuilding worn out building components.

To fund an addition will require submitting proposals to the Ministry of Education for assessment and seeking favourable project and funding approval. In 2006 the Ministry implemented new accountability and approval measures for planning capital building projects. These measures were developed to ensure board's capital project plans are consistent with Ministry approved building programs and within the financial abilities of the board. Ministry of Education staff has agreed to work with the Board in developing a cost sharing plan.

In the 2010 Provincial Budget, the government has provided for about \$245M in capital funding targeted to specific programs. This capital funding is being provided over the next 2 years to address capital needs related to the Early Learning Program and a part of the allocation will be used to support the most urgent and pressing capital needs in the sector.

Project Funding - Pursuing the Options

The preliminary budget estimate for the additions to both the Queen Elizabeth II and Hillcrest schools has been projected at \$6.2M dollars. This budget estimate would be updated when schematic plans outlining the scope of the proposed additions are developed.

It is anticipated that a combination of the various funding options may be needed to put together a financially acceptable plan.

The following table outlines the various funding options and combinations the Board may pursue:

<u>Possible Funding Sources</u>	Plan A	Plan B	Plan C
1. Ministry provides specific Capital Funding Approval for this project.	■		
2. LKDSB Capital Priority Allocation (See Note 1.)		■	
3. LKDSB Reserves (Requires Ministry Approval)		■	■
4. LKDSB School Renewal Grant (See Note 2.)		■	■
5. Implementation of the Ministry's Early Learning Program - Capital Funding JK/SK Classrooms (2012/13)	■	■	■

Note 1: A new gym addition at Queen Elizabeth II in Petrolia has been on the Board's Capital project priority submission made to the Ministry, currently ranked as priority #17. Consideration may be given to moving up the priority ranking.

Note 2: The Board may propose to allocate a part of its annual school renewal funding to finance a long term loan to provide part of the proposed project financing needs.

In the event that the approved funding is insufficient to build the entire additions being proposed, the Board may need to consider using a blend of portable classroom units and permanent construction.

While there is no definitive best solution with the many options considered, it is acknowledged that additional classroom space is required in Petrolia to accommodate the current and future students of the Lambton Kent District School Board residing in that community. There continue to be concerns contributing to lack of confidence in the earlier recommendations to build additions at both Hillcrest and Queen Elizabeth II Public Schools.

In conclusion, there are four significant factors leading to final recommendations for the Petrolia Area Accommodation Review:

Past Odour Issues

The potential of environmental issues being discovered with further drilling on the Hillcrest site has been identified as a deterrent to building an addition of any significant size at that school by some community members and staff. At the existing Hillcrest Public School Site an extensive subsurface and air quality investigation study was conducted during 2007 and 2008. This study was undertaken due to the repeated presence of an intermittent odour within the Hillcrest Public School building. During the course of this study an oil well that was discovered in the parking lot of the Hillcrest School was plugged and decommissioned. However due to the historical presence of numerous oil wells throughout the Petrolia area and the odour events at the Hillcrest Public School, both of the Petrolia school properties would need to have the appropriate Environmental Site Assessment studies undertaken before new construction plans could proceed.

Enrolment projections

Kindergarten registration for September 2010 at Hillcrest Public School is significantly below projections in regular programs and even more significantly in French Immersion. In fact, there are 26 fewer students than anticipated that is one or two classrooms that would not be required this fall or as those students moved through the grades. There has been an increase in the number of permits for single dwelling building lots in Petrolia and studies contracted by the Town of Petrolia predict continued growth. However, given fluctuating birth rates and times of economic restraint it is difficult to estimate with any certainty the actual increases in numbers of school aged children entering our schools over the next 10 years.

Funding

Capital funding for two school additions will not be provided by the province but the Ministry's Finance Staff is willing to work with the Board in a shared funding approach for an addition at Queen Elizabeth II Public School.

French Immersion

French Immersion program plays a key role in the delivery of program and distribution of students in the two schools. Further study of a JK-8 single track French Immersion program at the smaller school and JK-8 regular program at the larger school could meet both the goal of ongoing improvements in student achievement and accommodation needs.

Recommendation #1

“That the Board develop a proposal for an addition on Queen Elizabeth II Public School; and that the Board move the gymnasium project for this school in the major capital priority plan from position #17 to position #1.”


Recommendation #2:

“That the Board hold public consultation meetings with the Petrolia community during the fall of 2010 in conjunction with the French Immersion District Review to seek input on the remaining options:

- i) a boundary change to convert Hillcrest Public School to a JK-8 regular program facility and Queen Elizabeth II Public School a dual track JK-8 regular program and French Immersion school**
- ii) a reorganization of program delivery to offer JK-8 French Immersion in a single track model at Hillcrest Public School with Queen Elizabeth II offering regular JK-8 program.”**

Recommendation #3:

“That the Board defer a final decision regarding the delivery model for French Immersion and regular programs to be offered at the two Petrolia elementary schools and determination of the number of classrooms required for an addition at Queen Elizabeth II Public School until February 2011.”



**Review of Capital
Improvements to Schools
and
Ministry of Education
Potential Capital Funding**

MAJOR CAPITAL UPGRADES COMPLETED OVER PAST 10 YEARS - \$2,161,000.

Project Type	Hillcrest PS	Queen Eliz. II Petrolia
Mechanical Systems (Boilers, A/C, Ventilation)	\$790,000.	\$600,000.
Roofing & Insulations	\$250,000.	\$348,000.
Pavement / Parking	\$173,000.	



MINISTRY CAPITAL FUNDING INITIATIVES

Capital Funding Programs

Good Places to Learn Initiative for a variety of renewal & renovation work.

- This program ran from the 2005 to 2008 school years.

\$34.2M



MINISTRY CAPITAL FUNDING INITIATIVES

Capital Funding Programs

Prohibitive to Repair Plan:
(2005-08 program)

- Cost of repairs exceeds cost of new construction.
- Funded the Consolidation of Devine School (parts 95yrs old) and Johnston School (82yrs old) into 1 new elementary school.

\$ 8.8M



MINISTRY CAPITAL FUNDING INITIATIVES

Capital Funding Programs

Capital Priorities Plan:

(2005-08 program)

- Approval rec'd to fund Board priority projects at 2 sites, Tilbury PS and Rosedale PS.

\$ 3M



MINISTRY CAPITAL FUNDING INITIATIVES

Capital Funding Programs

Energy Efficient Schools Plan:
(2009-10 program)

- Upgrades to improve the energy efficiency of schools.
- Install 100kw Solar Photovoltaic Renewable Energy System.

\$ 6.9M



MINISTRY CAPITAL FUNDING INITIATIVES

Future Capital Funding Programs

- | | |
|---|----|
| <ol style="list-style-type: none">1. The Ministry is developing a plan to fund Capital classroom needs to implement the Full Day JK/K Program.2. Next Capital Priorities – The Board has agreed to place a Petrolia project at #1 Priority for requesting Ministry Funding on the final Board approved accommodation plan. | \$ |
|---|----|





OCTOBER 31, 2010

ENROLMENT



Enrolment History and Projections

Hillcrest Public School

From June 22, 2010 Administration Board Report

ENROLMENT HISTORY AND PROJECTIONS - HILLCREST PUBLIC SCHOOL											
HILLCREST/QUEEN E				HILLCREST PUBLIC SCHOOL							
Capacity 213	Oct. 2004	Oct. 2005	Oct. 2006	Oct. 2007	Oct. 2008	Oct. 2009	Proj. 2010	Proj. 2011	Proj. 2012	Proj. 2013	Proj. 2014
JK	47	46	46	56	64	62	63	71	67	69	75
SK	60	53	46	50	56	68	65	65	73	69	70
GR.1	63	59	60	49	48	65	68	65	65	73	69
GR.2	52	60	59	58	52	52	65	67	65	65	73
GR.3	44	51	61	42	58	50	52	65	67	65	65
GR.4	43	47	57								
GR.5	52	46	45								
GR.6	63	52	47								
GR.7	51	60	52								
GR.8	59	55	59								
Totals	534	529	532	255	278	297	313	333	337	341	352
F.T.E.	480.50	479.50	486.00	202.00	218.00	232.00	249.00	265.00	267.00	272.00	279.50
%Full	98.46%	98.26%	99.59%	94.84%	102.35%	108.92%	116.90%	124.41%	125.35%	127.70%	131.22%

Enrolment History and Projections

Queen Elizabeth II, Petrolia

From June 22, 2010 Administration Board Report

ENROLMENT HISTORY AND PROJECTIONS - QUEEN ELIZABETH II											
HILLCREST/QUEEN E				QUEEN ELIZABETH II - PETROLIA							
Capacity 253	Oct. 2004	Oct. 2005	Oct. 2006	Oct. 2007	Oct. 2008	Oct. 2009	Proj. 2010	Proj. 2011	Proj. 2012	Proj. 2013	Proj. 2014
JK	47	46	46								
SK	60	53	46								
GR.1	63	59	60								
GR.2	52	60	59								
GR.3	44	51	61	13							
GR.4	43	47	57	63	55	57	51	49	65	63	68
GR.5	52	46	45	62	60	56	57	51	50	65	63
GR.6	63	52	47	47	60	60	56	57	51	50	60
GR.7	51	60	52	52	48	56	60	55	58	51	51
GR.8	59	55	59	52	51	53	55	60	54	58	51
Totals	534	529	532	289	274	282	279	272	278	287	293
F.T.E.	480.50	479.50	486.00	289.00	274.00	282.00	279.00	272.00	278.00	287.00	293.00
%Full	98.46%	98.26%	99.59%	114.23%	108.30%	111.46%	110.28%	107.51%	109.88%	113.44%	115.81%

October 31, 2010 Enrolment

Hillcrest

213	Oct. 2010
JK	42
SK	72
GR.1	71
GR.2	68
GR.3	54
GR.4	
GR.5	
GR.6	
GR.7	
GR.8	
SPEC.	
Totals	307
F.T.E.	250.00

Queen Elizabeth II

253	Oct. 2010
JK	
SK	
GR.1	
GR.2	
GR.3	
GR.4	46
GR.5	56
GR.6	57
GR.7	58
GR.8	53
SPEC.	
Totals	270
F.T.E.	270.00

Elementary Class Organization – Both Programs

Hillcrest PS

10/31/2010

	JK	SK	01	02	03	Total	Teacher FTE
JK(A)B	18	1				19	0.50
JK(B)M	18					18	0.50
JK/SK(F-A)L	6	17				23	0.50
SK(A)M		16				16	0.50
SK(B)B		15				15	0.50
SK(F-B)L		23				23	0.50
1(F)H			19			19	1.00
1/2(F)A			8	10		18	1.00
1D			20			20	1.00
1T			20			20	1.00
2(F)W				20		20	1.00
2?				20		20	1.00
2V			4	16		20	1.00
3(F)C					18	18	1.00
3H					18	18	1.00
3R				2	18	20	1.00
Total	42	72	71	68	54	307	13.00

JK/SK Enrolment

Grade 1-8 FTE Enrolment

Grade 4-8 FTE Enrolment

57
193
0

FTE Total Enrolment

FTE Less FSC JK-3

FTE Less FSC 4-8

FTE Less FSC 1-8

FTE Less FSC JK-8

Classroom Teachers (FTE) JK-3

Classroom Teachers (FTE) 4-8

Classroom Teachers (FTE) 1-8

Classroom Teachers (FTE) JK-8

Average Class Size JK-3

Average Class Size 4-8

Average Class Size 1-8

Average Class Size JK-8

250
250
0
193
250
13
0
10
13
19.23
0
19.3
19.23

Elementary Class Organization – Both Programs

Queen Elizabeth II Public School-(P)

10/31/2010

	04	05	06	07	08	Total	Teacher FTE
4/5S	7	15				22	1.00
4FI	15					15	1.00
4T	24					24	1.00
5/6FI		16	9			25	1.00
5M		25				25	1.00
6D			24			24	1.00
6P			24			24	1.00
7/8FI				8	6	14	1.00
7J				25		25	1.00
7S				25		25	1.00
8H					25	25	1.00
8V					22	22	1.00
Total	46	56	57	58	53	270	12.00

JK/SK Enrolment
Grade 1-8 FTE Enrolment
Grade 4-8 FTE Enrolment

0
270
270

FTE Total Enrolment
FTE Less FSC JK-3
FTE Less FSC 4-8
FTE Less FSC 1-8
FTE Less FSC JK-8
Classroom Teachers (FTE) JK-3
Classroom Teachers (FTE) 4-8
Classroom Teachers (FTE) 1-8
Classroom Teachers (FTE) JK-8
Average Class Size JK-3
Average Class Size 4-8
Average Class Size 1-8
Average Class Size JK-8

270
0
270
270
270
0
12
12
12
0
22.5
22.5
22.5

Pro's and Con's of Option 1

PRO'S

- Only requires addition at one school
- Greater probability of Ministry providing funding for additional classrooms at one location
- Full Day Kindergarten may provide for renovations/additions at Queen E site

CON'S

- 121 FI Hillcrest students would be transferred to Queen E
- A percentage of Queen E students would need to be transferred to Hillcrest

Pro's and Con's of Option 2

PRO'S

- Numbers fit
- Fewer students dropping out in upper grades

CON'S

- May not have number register if single track
- Students leaving program would affect neighbouring schools
- Form of segregation
- Socialization and integration of students



NEXT STEPS



NEXT MEETING

Thursday, December 9, 2010

6:30 p.m.

Queen Elizabeth II Public School,
Petrolia