



# DRESDEN ARC – WEIGHING OF OPTIONS

## OPTION B – *Boundary Change between Dawn Euphemia and Lambton Centennial*

**PERTINENT DATA:**

- **Projected Enrolment for 2011-12:**  
Dawn Euphemia – 136, Lambton Centennial – 268
- **Current Capacity of Schools:**  
Dawn Euphemia – 225, Lambton Centennial – 340
- Alter north boundary line for Dawn Euphemia to include Oil Springs Line (inclusive)
- Would result in 81 students being relocated from Lambton Centennial to Dawn Euphemia
- Would result in Lambton Centennial being under capacity by 153 (340 - (268 - 81) = 153)
- Would result in Dawn Euphemia enrolment increasing to 217 (136 + 81 = 217) – under capacity by 8 students (225 – 217 = 8)
- Members of the Petrolia ARC Committee chose not to further investigate the Boundary Option between Lambton Centennial and Dawn Euphemia
- Estimated Transportation Costs: Additional Costs of \$39,288.

**PRO'S:**

---



---



---



---



---



---



---



---

**CON'S:**

---



---



---



---



---



---

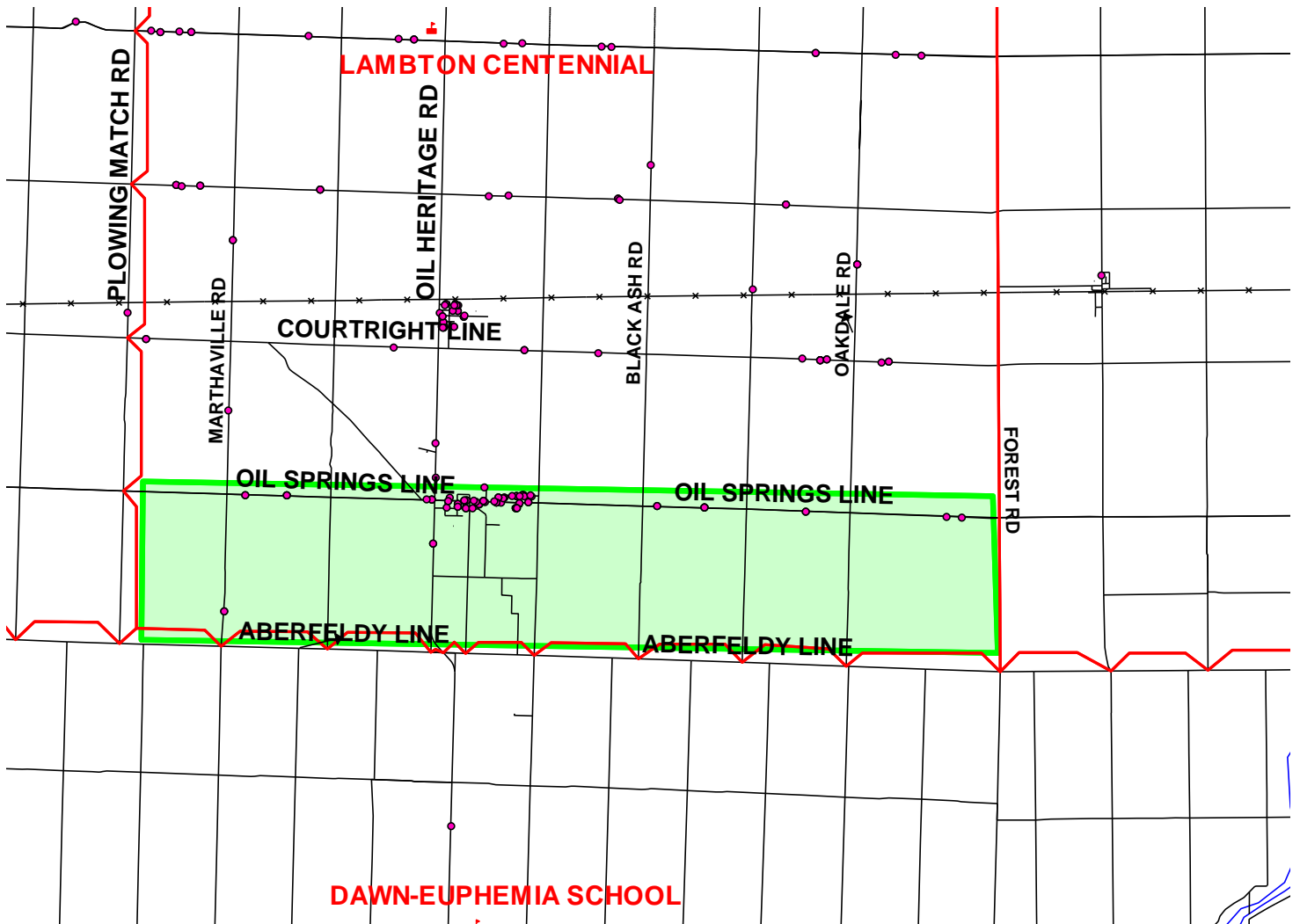


---



---

# OPTION B – Boundary Change Between Dawn Euphemia and Lambton Centennial



# DRESDEN ARC – WEIGHING OF OPTIONS

## **OPTION C – JK-12 School in Dresden (consolidation of students from Dresden Area and Lambton Kent C.S.)**

### **PERTINENT DATA:**

- **Projected Enrolment for 2011-12:**  
Dresden Area – 330, L.K.C.S. – 359
- **Current Capacity of Schools:**  
Dresden Area – 532 , L.K.C.S. – 714
- Would require relocating 330 JK-Grade 8 students from Dresden Area to Lambton-Kent C.S.
- Would result in a JK-12 school population of 689 students
- Requirements for this Option
  - ❖ Would require 15 classrooms for JK-Grade 8 students
  - ❖ After meeting secondary program needs, Lambton Kent C.S. could release 4 classrooms for elementary student use
  - ❖ Would require an 11 classroom addition at Lambton Kent C.S. to accommodate JK-Gr. 8 students at a cost of \$6.0 Million (preliminary estimate)
  - ❖ Would need to consider other requirements including washroom facilities, playground area, gymnasium availability
- Estimated Additional Transportation Costs: Would be no (or minimal change) to existing costs assuming that the JK-8 existing bell time remains in place. If bell times were aligned for JK-8 and 9-12, it would result in a full set of additional costs as sharing would be eliminated.

### **PRO'S:**

---

---

---

---

---

---

---

---

---

---

### **CON'S:**

---

---

---

---

---

---

---

---

---

---

# DRESDEN ARC – WEIGHING OF OPTIONS

## **OPTION D – School Closures – Map Scenario 1 - Closure of Lambton Kent C.S., relocate students to CKSS or WDSS**

### **PERTINENT DATA:**

- **Projected Enrolment for 2011-12:**  
Lambton-Kent C.S. – 359, Chatham-Kent S.S. – 991, Wallaceburg D.S.S. – 768
- **Current Capacity of Schools:**  
Lambton-Kent – 741, Chatham-Kent – 1470, Wallaceburg – 1185
- Study area would require relocating 93 students to Chatham Kent S.S.
- Study area would require relocating 266 students to Wallaceburg D.S.S.
- Would result in C.K.S.S. being under capacity by 386 students ( $1470 - (991+93) = 386$ )
- Would result in W.D.S.S. being under capacity by 151 students ( $1185 - (768+266) = 151$ )
- Requirements for this option
  - ❖ No additional classrooms required to accommodate students at C.K.S.S. or W.D.S.S.
- Estimated Transportation Costs: Additional costs of \$198,686.

### **PRO'S:**

---

---

---

---

---

---

---

---

---

---

### **CON'S:**

---

---

---

---

---

---

---

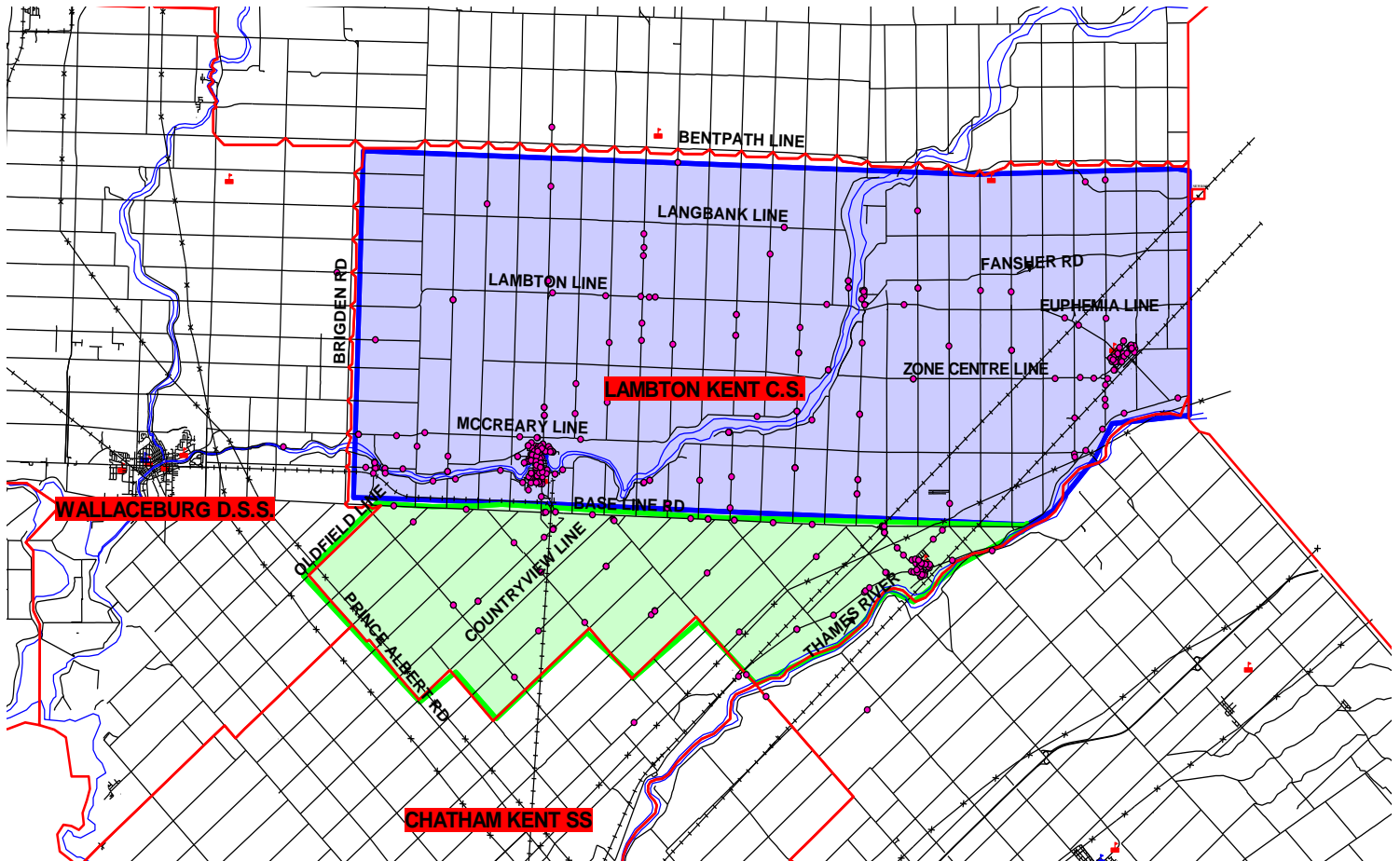
---

---

---

# OPTION D – MAP Scenario 1 – Closure of Lambton Kent C.S.

Close Lambton Kent Composite School and relocate 93 students to CKSS and 266 students to WDSS.



# DRESDEN ARC – WEIGHING OF OPTIONS

## ***OPTION D – School Closures - Map Scenario 2 – Closure of Dresden Area, relocate students to Dawn Euphemia or Thamesville***

### **PERTINENT DATA:**

- **Projected Enrolment for 2011-12:**  
Dawn Euphemia – 136, Dresden Area – 330, Thamesville – 175
- **Current Capacity of Schools:**  
Dawn Euphemia – 225, Dresden Area – 532, Thamesville – 193
- Study area would require relocating 114 students to Dawn Euphemia
- Study area would require relocating 216 students to Thamesville
- Would result in Dawn Euphemia being over capacity by 25 students ( $136 + 114 = 250$ )
- Would result in Thamesville being over capacity by 198 students ( $175 + 216 = 391$ )
- Requirements for this Option
  - ❖ Would require a 9 classroom addition at Thamesville at a cost of \$4.5 Million (preliminary estimate)
- Estimated Transportation Costs: Costing currently being completed by Transportation and will be available at the meeting.

### **PRO'S:**

---

---

---

---

---

---

---

---

---

---

### **CON'S:**

---

---

---

---

---

---

---

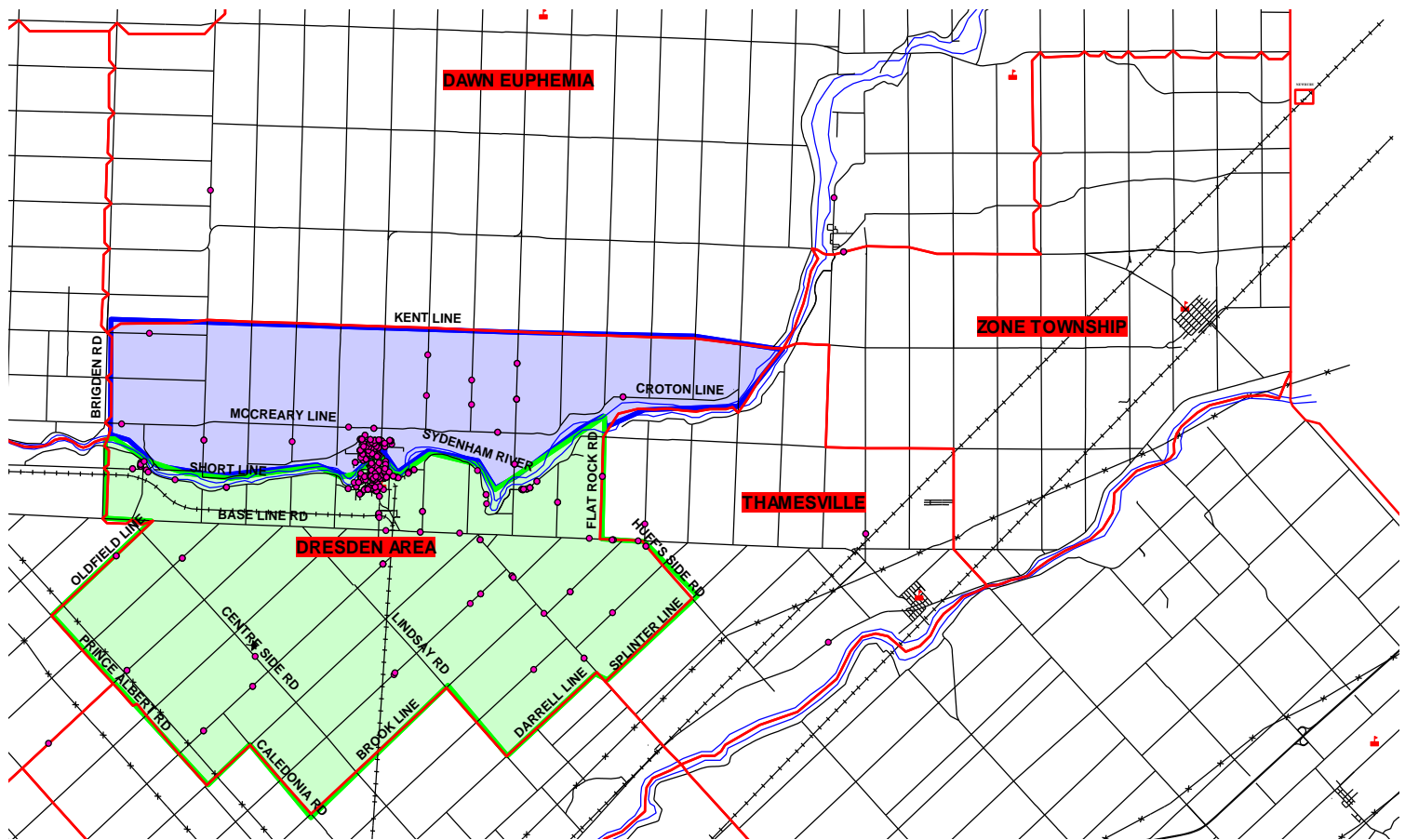
---

---

---

# OPTION D – MAP Scenario 2 – Closure of Dresden Area

Close Dresden Area and relocate 114 students to Dawn Euphemia and 216 students to Thamesville.



# DRESDEN ARC – WEIGHING OF OPTIONS

## **OPTION D – School Closures - Map Scenario 3 – Closure of Dawn Euphemia, relocate students to Lambton Centennial or Dresden Area**

### **PERTINENT DATA:**

- **Projected Enrolment for 2011-12:**  
Dawn Euphemia – 136, Dresden Area – 330, Lambton Centennial – 268
- **Current Capacity of Schools:**  
Dawn Euphemia – 225, Dresden Area – 532, Lambton Centennial – 340
- Study area would require relocating 61 students to Lambton Centennial
- Study area would require relocating 75 students to Dresden Area
- Would result in Centennial being under capacity by 11 students ( $340 - (268+61) = 11$ )
- Would result in Dresden Area being under capacity by 127 students ( $532 - (330+75) = 127$ )
- Requirements for this Option
  - ❖ No additional classroom requirements to accommodate students at Lambton Centennial
  - ❖ No additional classroom requirements to accommodate students at Dresden Area
- Estimated Transportation Costs: Results in a cost savings of \$70,916.

### **PRO'S:**

---

---

---

---

---

---

---

---

---

---

### **CON'S:**

---

---

---

---

---

---

---

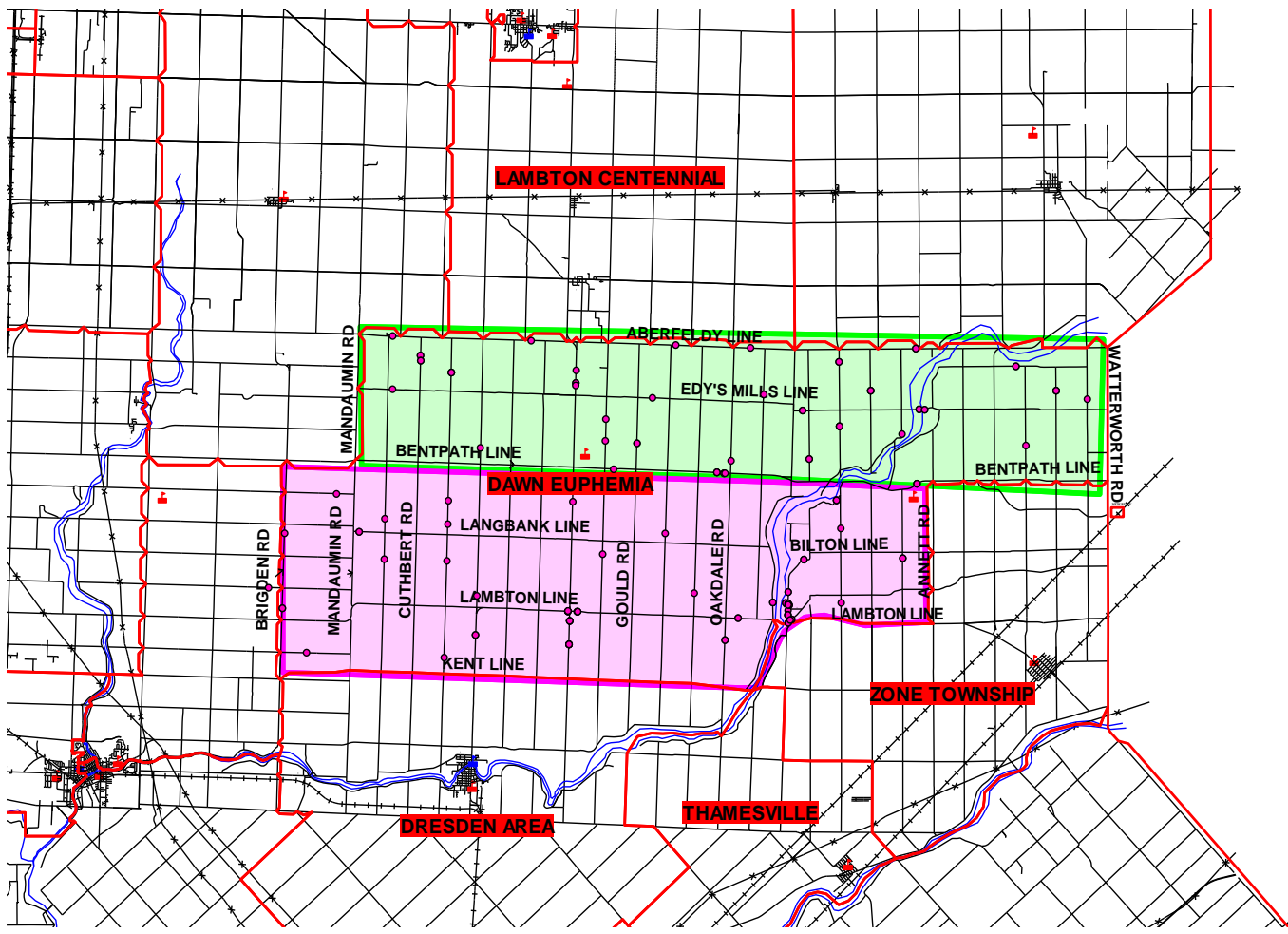
---

---

---

# OPTION D – MAP Scenario 3 – Closure of Dawn Euphemia

Close Dawn Euphemia and relocate 61 students to Lambton Centennial and 75 students to Dresden Area.



# DRESDEN ARC – WEIGHING OF OPTIONS

## **OPTION D – School Closures - Map Scenario 4 – Closure of Thamesville, relocate students to Dresden Area or Zone**

### **PERTINENT DATA:**

- **Projected Enrolment for 2011-12:**  
Dresden Area – 330, Thamesville – 175, Zone – 178
- **Current Capacity of Schools:**  
Dresden Area – 532 , Thamesville – 193, Zone – 213
- Study area would require relocating 58 students to Dresden
- Study area would require relocating 117 students to Zone
- Would result in Dresden Area being under capacity by 144 students ( $532 - (330+58) = 144$ )
- Would result in Zone being over capacity by 82 students ( $213 - (178+117) = 82$ )
- Requirements for this Option:
  - ❖ No additional classroom requirements to accommodate students at Dresden Area
  - ❖ Would require a 4 classroom addition at Zone at a cost of \$3.0 Million (preliminary estimate)
- Estimated Transportation Costs: Additional costs of \$100,208.

### **PRO'S:**

---

---

---

---

---

---

---

---

---

---

### **CON'S:**

---

---

---

---

---

---

---

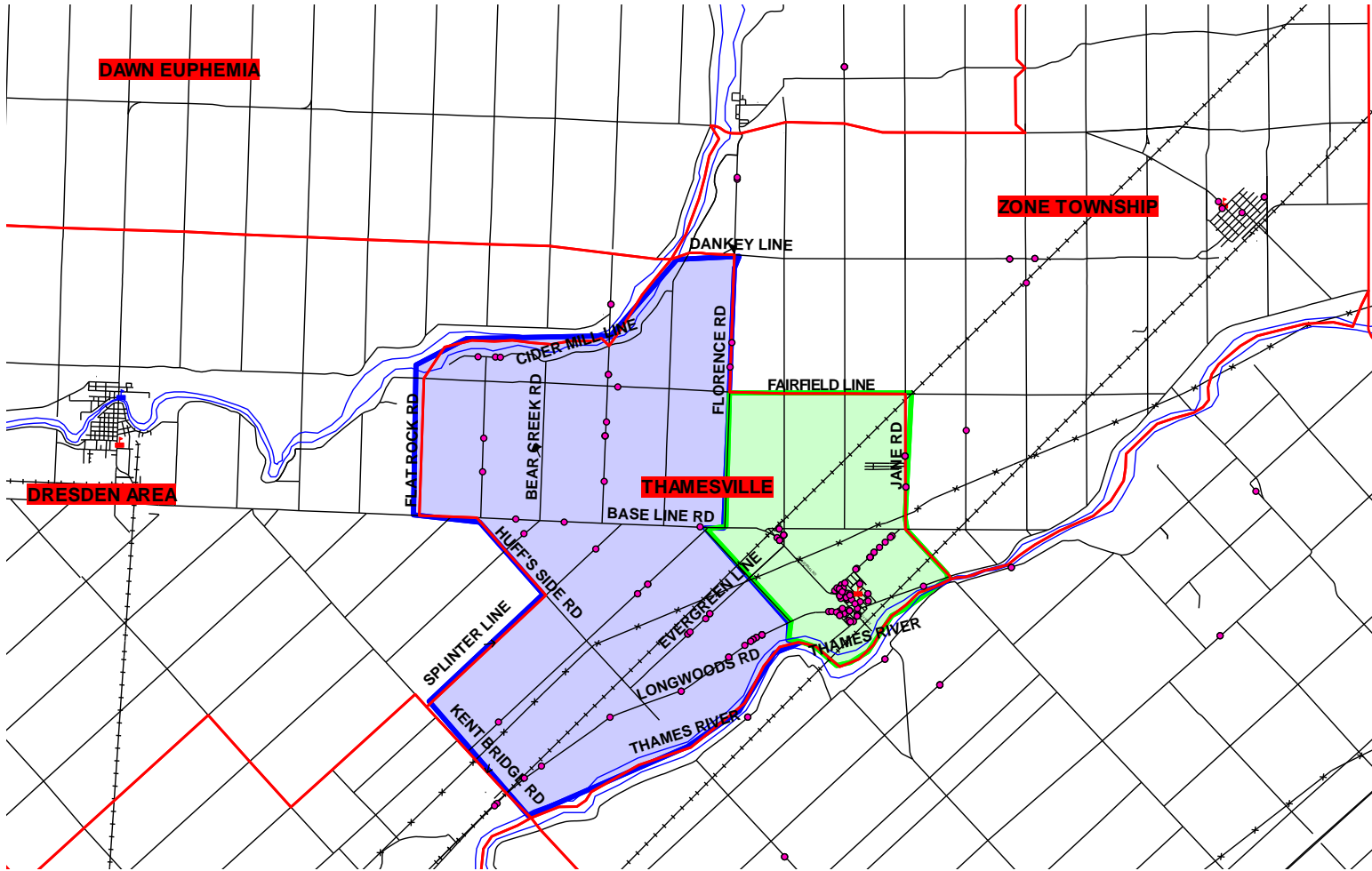
---

---

---

# OPTION D – MAP Scenario 4 – Closure of Thamesville

Close Thamesville and relocate 58 students to Dresden Area and 117 students to Zone.



# DRESDEN ARC – WEIGHING OF OPTIONS

## **OPTION D – School Closures – Map Scenario 5 - Closure of Zone, relocate students to Dawn Euphemia or Thamesville**

### **PERTINENT DATA:**

- **Projected Enrolment for 2011-12:**  
Dawn Euphemia – 136, Thamesville – 175, Zone – 178
- **Current Capacity of Schools:**  
Dawn Euphemia – 225, Thamesville – 193, Zone – 213
- Study area would require relocating 27 students to Dawn Euphemia
- Study area would require relocating 151 students to Thamesville
- Would result in Dawn Euphemia being under capacity by 62 students ( $225 - (136+27) = 62$ )
- Would result in Thamesville being over capacity by 133 students ( $193 - (175+151) = 133$ )
- Requirements for this Option
  - ❖ No additional classroom requirements to accommodate students at Dawn Euphemia
  - ❖ Would require a 5 classroom addition to accommodate students at Thamesville at a cost of \$3.4 Million (preliminary estimate)
- Estimated Transportation Costs: Additional costs of \$108,977.

### **PRO'S:**

---

---

---

---

---

---

---

---

---

---

### **CON'S:**

---

---

---

---

---

---

---

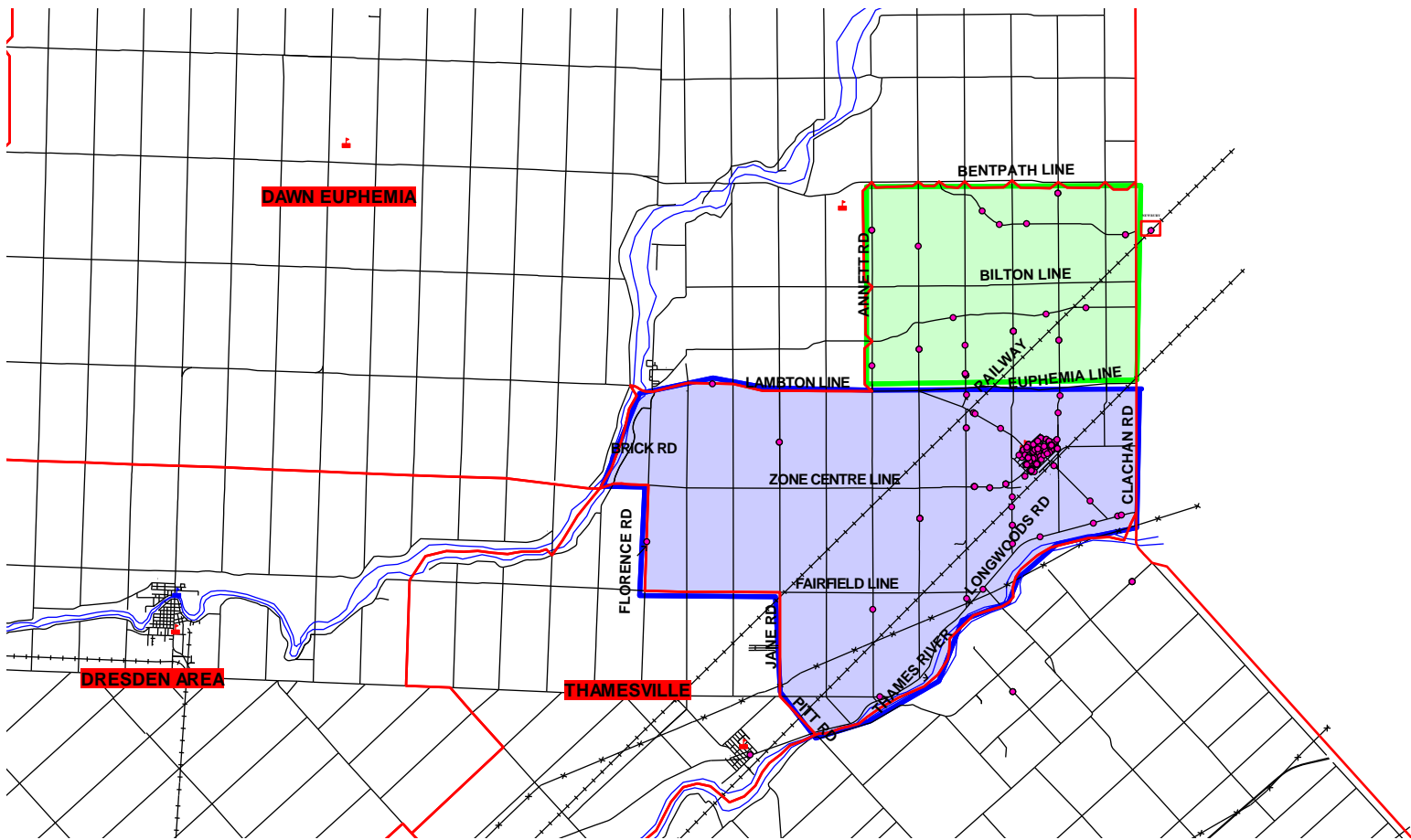
---

---

---

# OPTION D – MAP Scenario 5 – Closure of Zone

Close Zone and relocate 27 students to Dawn Euphemia and 151 students to Thamesville.



# DRESDEN ARC – WEIGHING OF OPTIONS

## **OPTION E – Gr. 7-12 at Lambton Kent C.S. (Grade 7 and 8 students from Dresden Area, Thamesville and Zone)**

### **PERTINENT DATA:**

- **Projected Enrolment for 2011-12:**  
Dresden Area – 330, Thamesville – 175, Zone – 178, L.K.C.S. – 359
- **Current Capacity of Schools:**  
Dresden Area – 532 , Thamesville – 193, Zone – 213, L.K.C.S. – 714
- Would result in relocating Grade 7 and 8 students from Dresden Area (63), Thamesville (33) and Zone (43) to Lambton Kent C.S. (total of 139 grade 7-8 students)
- Would result in JK-Gr. 6 population at Dresden Area (267), Thamesville (142), Zone (135)
- All elementary schools would be under capacity
- Would increase population at Lambton Kent C.S. to 498 students (359 + 139)
- Requirements for this option:
  - ❖ After meeting secondary program needs, Lambton Kent C.S. could release 4 classrooms for elementary student use
  - ❖ Would require a 2 classroom addition at LKCS at a cost of \$2.0 Million (preliminary estimate)
  - ❖ Would require redesign of outdoor space for Grade 7-8 use at a cost of \$75,000. (preliminary estimate)
- Estimated Transportation Costs: Additional Costs of \$71,005.

### **PRO'S:**

---

---

---

---

---

---

---

---

---

---

### **CON'S:**

---

---

---

---

---

---

---

---

---

---